



US00D562183S

(12) **United States Design Patent**
Momjian

(10) **Patent No.:** **US D562,183 S**
(45) **Date of Patent:** **** Feb. 19, 2008**

(54) **ARTICLE OF JEWELRY**

(75) Inventor: **Hagop Momjian**, Jerusalem (IL)

(73) Assignee: **Jerusalem Jewelry Mfg. Co. Ltd.**,
Jerusalem (IL)

(**) Term: **14 Years**

(21) Appl. No.: **29/253,660**

(22) Filed: **Feb. 9, 2006**

(51) **LOC (8) Cl.** **11-03**

(52) **U.S. Cl.** **D11/101; D99/26**

(58) **Field of Classification Search** D11/1-25,
D11/32, 93, 94, 101; D99/26; 63/1.11, 3,
63/3.1, 3.2, 5.1, 5.2, 7-11

See application file for complete search history.

(56) **References Cited**

U.S. PATENT DOCUMENTS

D59,306 S *	10/1921	Thibault	D99/26
D146,577 S *	4/1947	Kelley	D99/26
D153,494 S *	4/1949	Boylan	D99/26
D160,693 S *	10/1950	Kimball	D11/101
D162,963 S *	4/1951	Civelli	D99/26
D170,797 S *	11/1953	Del Mas	D11/101
D225,443 S *	12/1972	McMahon	D11/101
D507,689 S *	7/2005	Schmitt	D99/26

* cited by examiner

Primary Examiner—Cathron Brooks
Assistant Examiner—Michael A. Pratt

(74) *Attorney, Agent, or Firm*—Jeffer Mangels Butler &
Marmaro LLP

(57) **CLAIM**

The ornamental design for an article of jewelry, as shown
and described.

DESCRIPTION

FIG. 1 is a front elevational view of a first preferred
embodiment of the article of jewelry;

FIG. 2 is a rear elevational view thereof;

FIG. 3 is a top plan view thereof;

FIG. 4 is a bottom plan view thereof;

FIG. 5 is a left side elevational view thereof;

FIG. 6 is a right side elevational view thereof;

FIG. 7 is a front elevational view of a second preferred
embodiment of the article of jewelry;

FIG. 8 is a rear elevational view thereof;


FIG. 9 is a top plan view thereof;

FIG. 10 is a bottom plan view thereof;

FIG. 11 is a left side elevational view thereof; and,

FIG. 12 is a right side elevational view thereof.

1 Claim, 8 Drawing Sheets






FIG. 1




FIG. 2

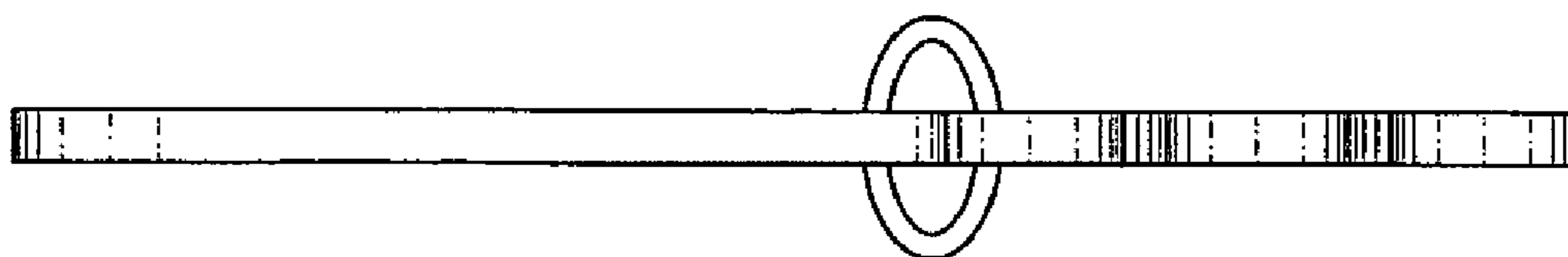


FIG. 3

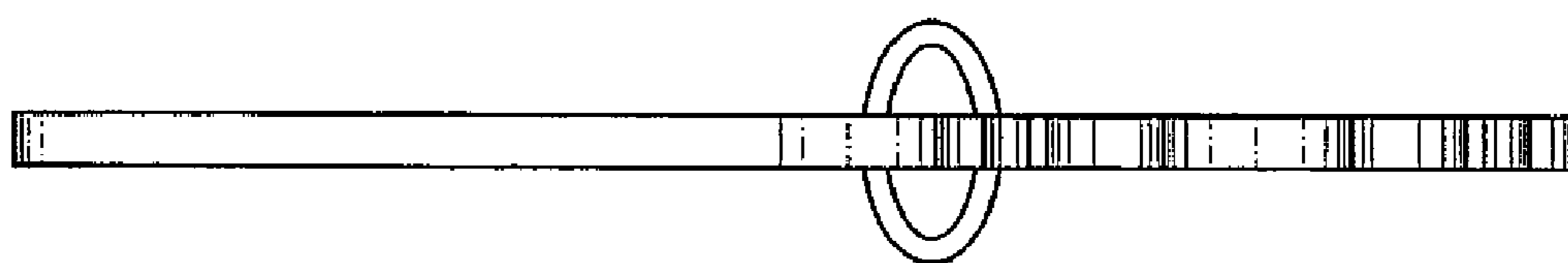


FIG. 4

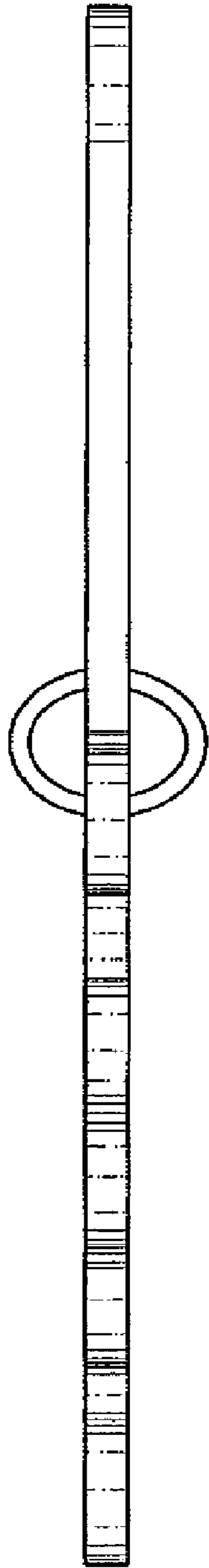


FIG. 5

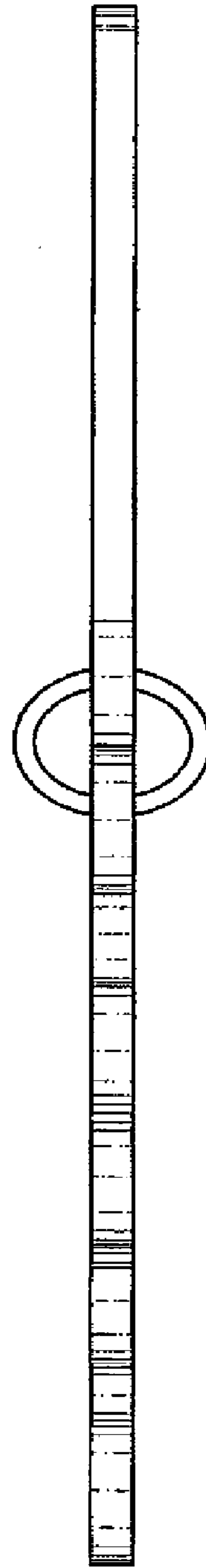


FIG. 6




FIG. 7

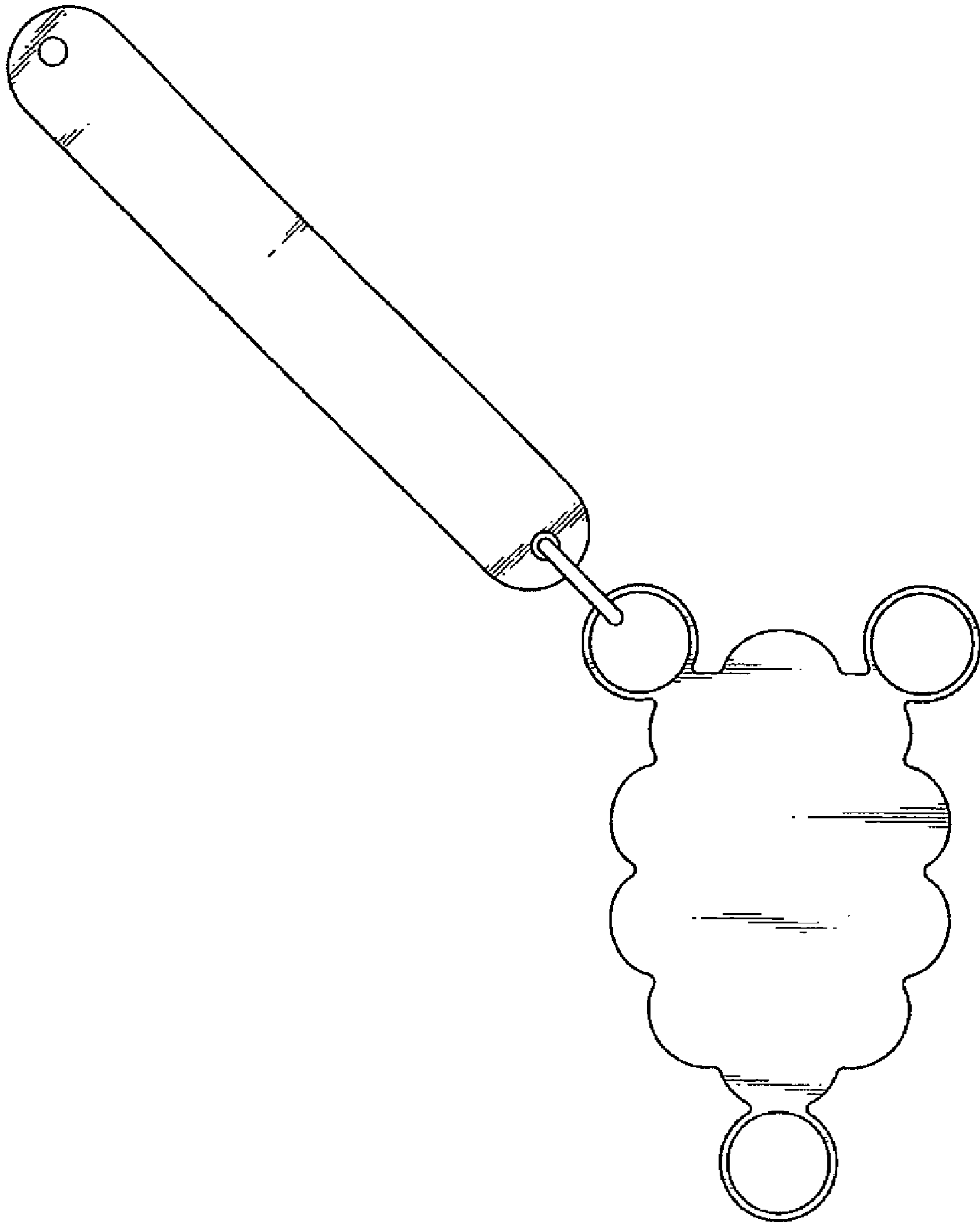


Fig. 8

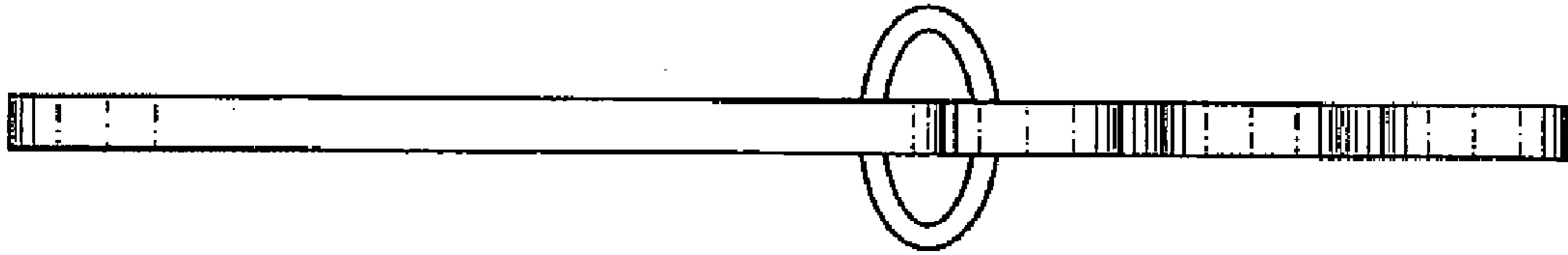


Fig. 9

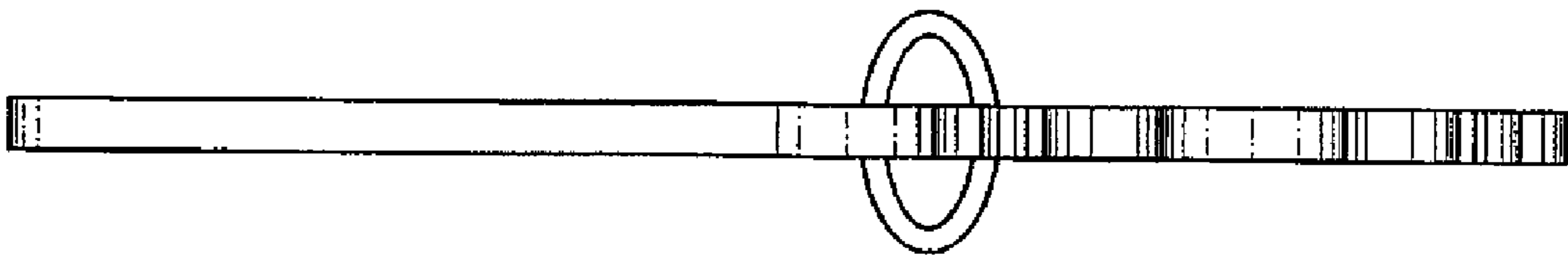


Fig. 10

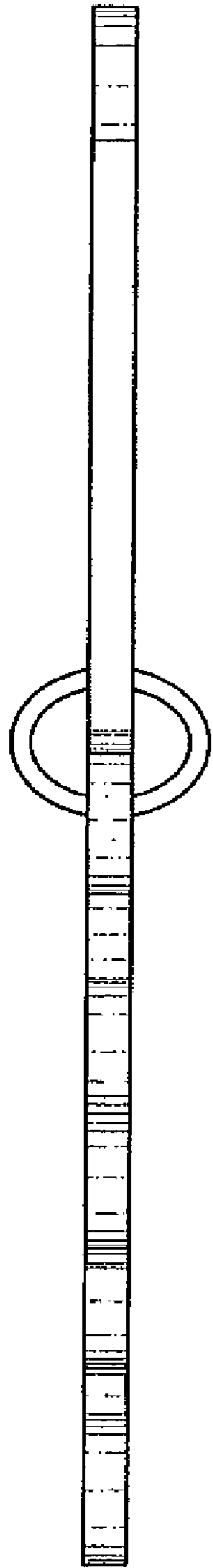


FIG. 11

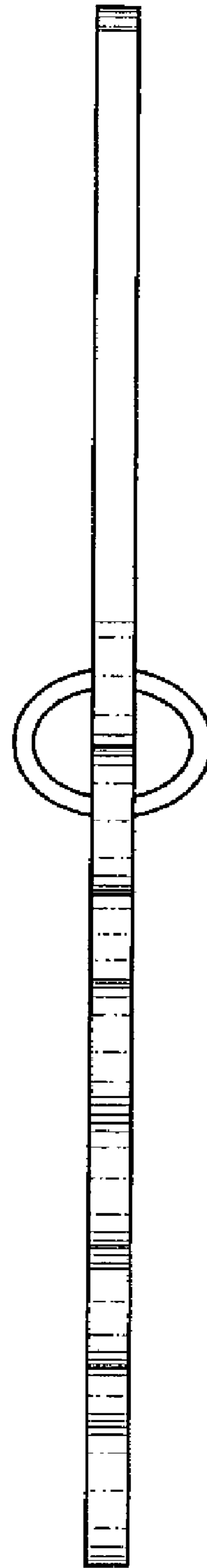


FIG. 12