



US00D562173S

(12) **United States Design Patent**  
**Hardy**

(10) **Patent No.:** **US D562,173 S**

(45) **Date of Patent:** **\*\* Feb. 19, 2008**

(54) **BRACELET**

(75) Inventor: **Pierre Hardy**, Paris (FR)

(73) Assignee: **Hermes Sellier**, Paris (FR)

(\*\*) Term: **14 Years**

(21) Appl. No.: **29/272,493**

(22) Filed: **Feb. 7, 2007**

(30) **Foreign Application Priority Data**

Aug. 7, 2006 (EM) ..... 000573506-0002

(51) **LOC (8) Cl.** ..... **11-01**

(52) **U.S. Cl.** ..... **D11/4**

(58) **Field of Classification Search** ..... D11/1-25,  
D11/32, 93, 94; 59/78, 79.2; 63/1.11, 3,  
63/3.1, 3.2, 5.1, 5.2, 7-11; 224/175  
See application file for complete search history.

(56) **References Cited**

**U.S. PATENT DOCUMENTS**

242,946 A \* 6/1881 Lochner ..... 63/11  
393,239 A \* 11/1888 Johnstone ..... D11/10  
1,957,161 A \* 5/1934 Dubassoff ..... D11/4

2,743,857 A \* 5/1956 Gold ..... 224/179  
D186,183 S \* 9/1959 Guertin et al. .... D11/39  
D247,101 S \* 1/1978 Durante ..... D11/4  
D356,972 S \* 4/1995 Thiebaud et al. .... D11/5  
2006/0037359 A1\* 2/2006 Stinespring ..... 63/3.1

\* cited by examiner

*Primary Examiner*—Cathron Brooks

*Assistant Examiner*—Michael A. Pratt

(74) *Attorney, Agent, or Firm*—Darby & Darby P.C.

(57) **CLAIM**

The ornamental design for bracelet, as shown and described.

**DESCRIPTION**

FIG. 1 is a front perspective view of a bracelet showing my new design;

FIG. 2 is a front elevation view thereof;

FIG. 3 is a right side elevation view thereof, the left side being a mirror image;

FIG. 4 is a top plan view thereof, the bottom view being a mirror image; and,

FIG. 5 is a rear elevation view thereof.

**1 Claim, 2 Drawing Sheets**




FIG. 1

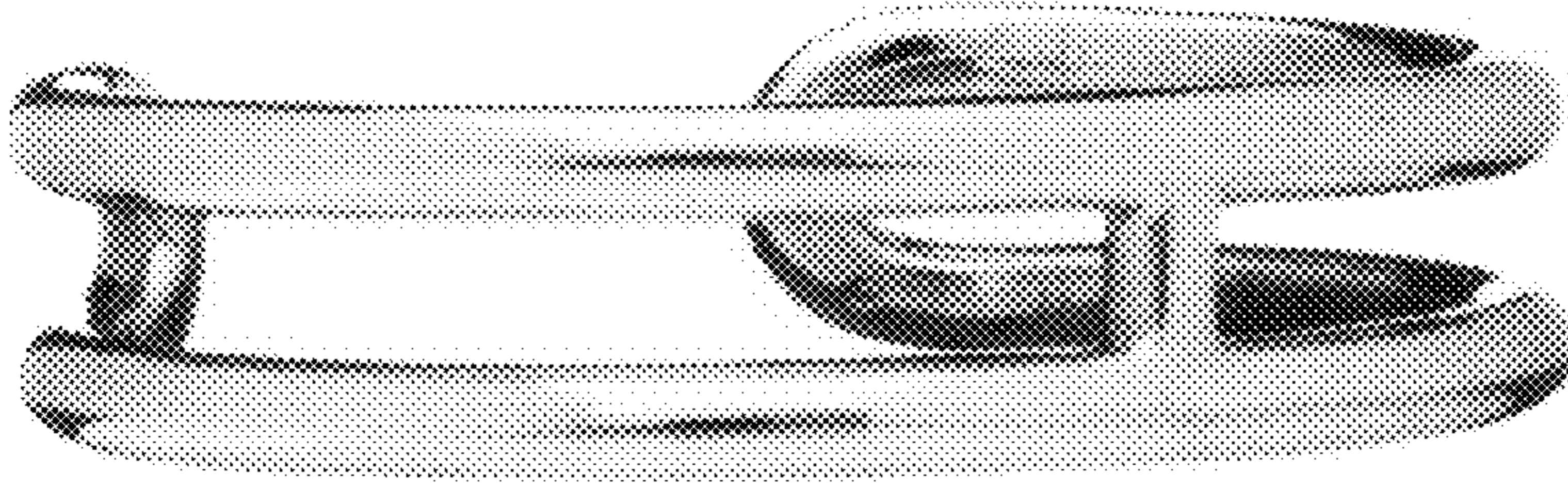


FIG. 2




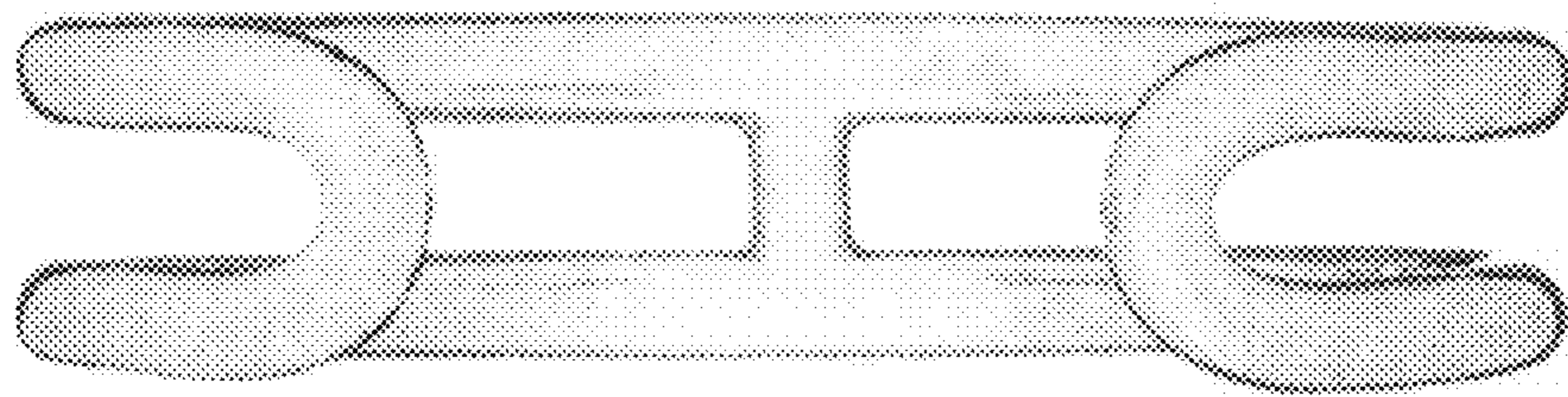


FIG. 3





**FIG. 4**



**FIG. 5**