



US00D562171S

(12) **United States Design Patent**
Remington

(10) **Patent No.:** **US D562,171 S**

(45) **Date of Patent:** **** Feb. 19, 2008**

(54) **JEWELRY**

(57) **CLAIM**

(76) **Inventor:** **Cathi Remington**, 269 Hortonia Rd.,
Hampton, NH (US) 03842

The ornamental design for jewelry, as shown and described.

(**) **Term:** **14 Years**

DESCRIPTION

(21) **Appl. No.:** **29/251,073**

(22) **Filed:** **Jan. 4, 2006**

(51) **LOC (8) Cl.** **11-01**

(52) **U.S. Cl.** **D11/3; D11/25**

(58) **Field of Classification Search** **D11/1-25,**
D11/32, 93, 94; 59/78, 79.2; 63/1.11, 3,
63/3.1, 3.2, 5.1, 5.2, 7-11; 224/175

See application file for complete search history.

FIG. 1 is a top perspective view of the jewelry according to an embodiment;

FIG. 2 is a right plan view of a jewelry according to the embodiment;

FIG. 3 is a left plan view of jewelry according to the embodiment;

FIG. 4 is a front plan view of jewelry according to the embodiment;

FIG. 5 is a rear plan view of jewelry according to the embodiment;

FIG. 6 is a top plan view of jewelry according to the embodiment; and,

FIG. 7 is a bottom plan view of jewelry according to the embodiment.

The broken line showing of a closure assembly is included for the purpose of illustrating portions of the jewelry and forms no part of the claimed design.

(56) **References Cited**

U.S. PATENT DOCUMENTS

1,904,259	A *	4/1933	Zell	63/26
D508,865	S *	8/2005	Madauss et al.	D11/3
D511,473	S *	11/2005	Weinacht	D11/3

* cited by examiner

Primary Examiner—Cathron Brooks

Assistant Examiner—Michael A. Pratt

(74) *Attorney, Agent, or Firm*—Bourque and Associates

1 Claim, 3 Drawing Sheets





FIG. 1

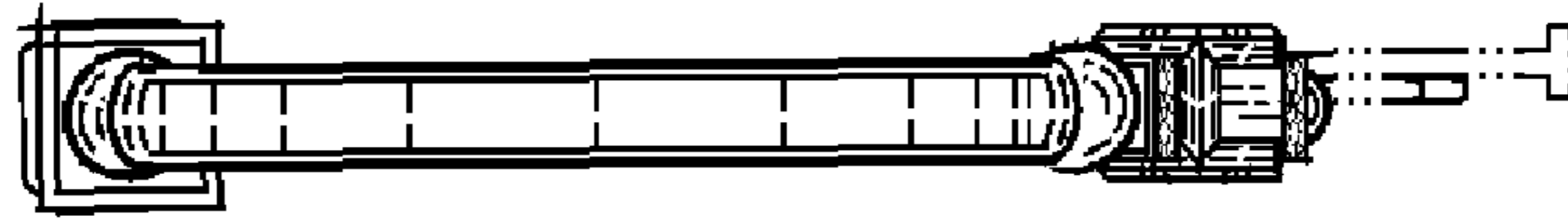


FIG. 2

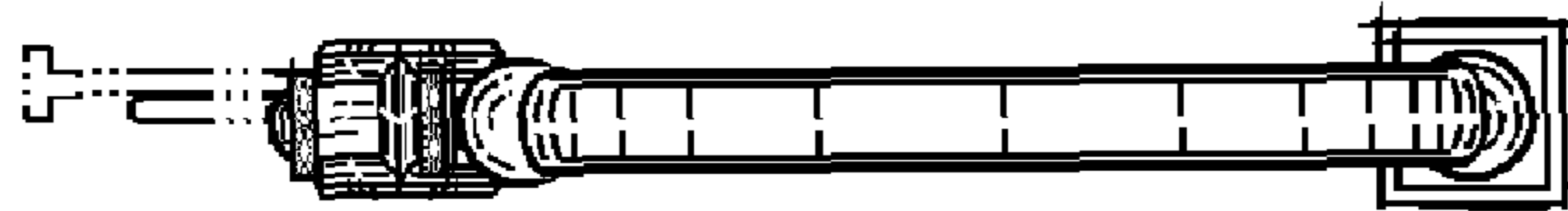


FIG. 3




FIG. 4

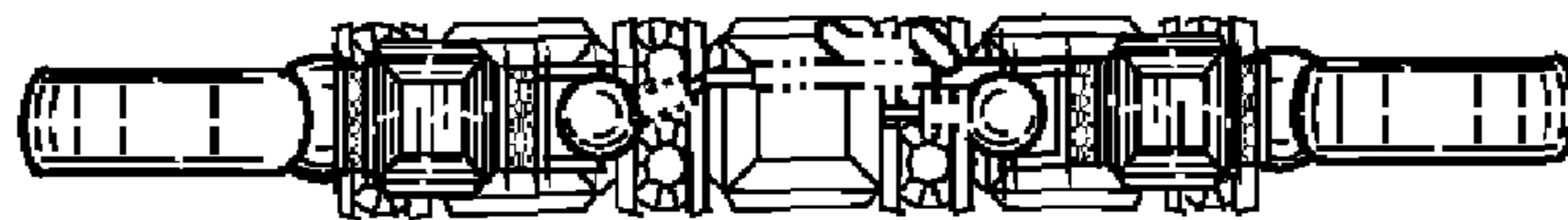


FIG. 5



FIG. 6



FIG. 7