

US00D562165S

(12) **United States Design Patent**  
**Ogura et al.**

(10) **Patent No.:** **US D562,165 S**  
(45) **Date of Patent:** **\*\* Feb. 19, 2008**

(54) **FLOW CHANNEL MEMBER OF SENSOR CHIP FOR BIOCHEMICAL ANALYSIS**

(75) Inventors: **Nobuhiko Ogura**, Kanagawa (JP);  
**Hitoshi Shimizu**, Kanagawa (JP);  
**Yasunobu Sakaguchi**, Kanagawa (JP);  
**Masayasu Konishi**, Kanagawa (JP)

(73) Assignee: **Fujifilm Corporation**, Tokyo (JP)

(\*\*) Term: **14 Years**

(21) Appl. No.: **29/266,469**

(22) Filed: **Sep. 22, 2006**

(30) **Foreign Application Priority Data**

Mar. 23, 2006 (JP) ..... 2006-007192

(51) **LOC (8) Cl.** ..... **10-04**

(52) **U.S. Cl.** ..... **D10/81**

(58) **Field of Classification Search** ..... D10/81;  
204/403.01, 412; 205/775; 422/56, 101;  
435/278.2; 436/73, 80, 164, 169, 172, 178;  
600/365

See application file for complete search history.

(56) **References Cited**

**U.S. PATENT DOCUMENTS**

D379,662	S *	6/1997	Pearson et al.	.....	D10/81
D379,663	S *	6/1997	Pearson et al.	.....	D10/81
6,751,491	B2 *	6/2004	Lew et al.	.....	600/345
6,787,368	B1 *	9/2004	Wong et al.	.....	435/287.2
6,866,758	B2 *	3/2005	Bhullar et al.	.....	204/403.02
6,998,246	B2 *	2/2006	Schaffler et al.	.....	435/181
2003/0046811	A1 *	3/2003	Chang et al.	.....	600/365
2004/0124098	A1 *	7/2004	Huang et al.	.....	205/775
2006/0070878	A1 *	4/2006	Wu et al.	.....	204/403.01

**OTHER PUBLICATIONS**

“OHIM Design Registration No. 000391321-0001,” OHIM—Office for Harmonization In the Internal Market, Aug. 23, 2005.

“OHIM Design Registration No. 000391321-0002,” OHIM—Office for Harmonization In the Internal Market, Aug. 23, 2005.

“OHIM Design Registration No. 000391321-0003,” OHIM—Office for Harmonization In the Internal Market, Aug. 23, 2005.

“OHIM Design Registration No. 000391321-0004,” OHIM—Office for Harmonization In the Internal Market, Aug. 23, 2005.

“OHIM Design Registration No. 000391321-0005,” OHIM—Office for Harmonization In the Internal Market, Aug. 23, 2005.

\* cited by examiner

*Primary Examiner*—Antoine D. Davis

(74) *Attorney, Agent, or Firm*—Young & Thompson

(57) **CLAIM**

The ornamental design for a flow channel member of sensor chip for biochemical analysis, as shown and described.

**DESCRIPTION**

FIG. 1 is a perspective view of a flow channel member of sensor chip for biochemical analysis, showing our new design;

FIG. 2 is a side elevational view thereof;

FIG. 3 is a side elevational view thereof from the side opposite that shown in FIG. 2;

FIG. 4 is a top plan view thereof;

FIG. 5 is a bottom plan view thereof;

FIG. 6 is a side elevational view thereof from the left of FIG. 2; and,

FIG. 7 is a side elevational view thereof from the right of FIG. 2.

The broken line representation indicates environmental structure and is not claimed in this application.

**1 Claim, 4 Drawing Sheets**

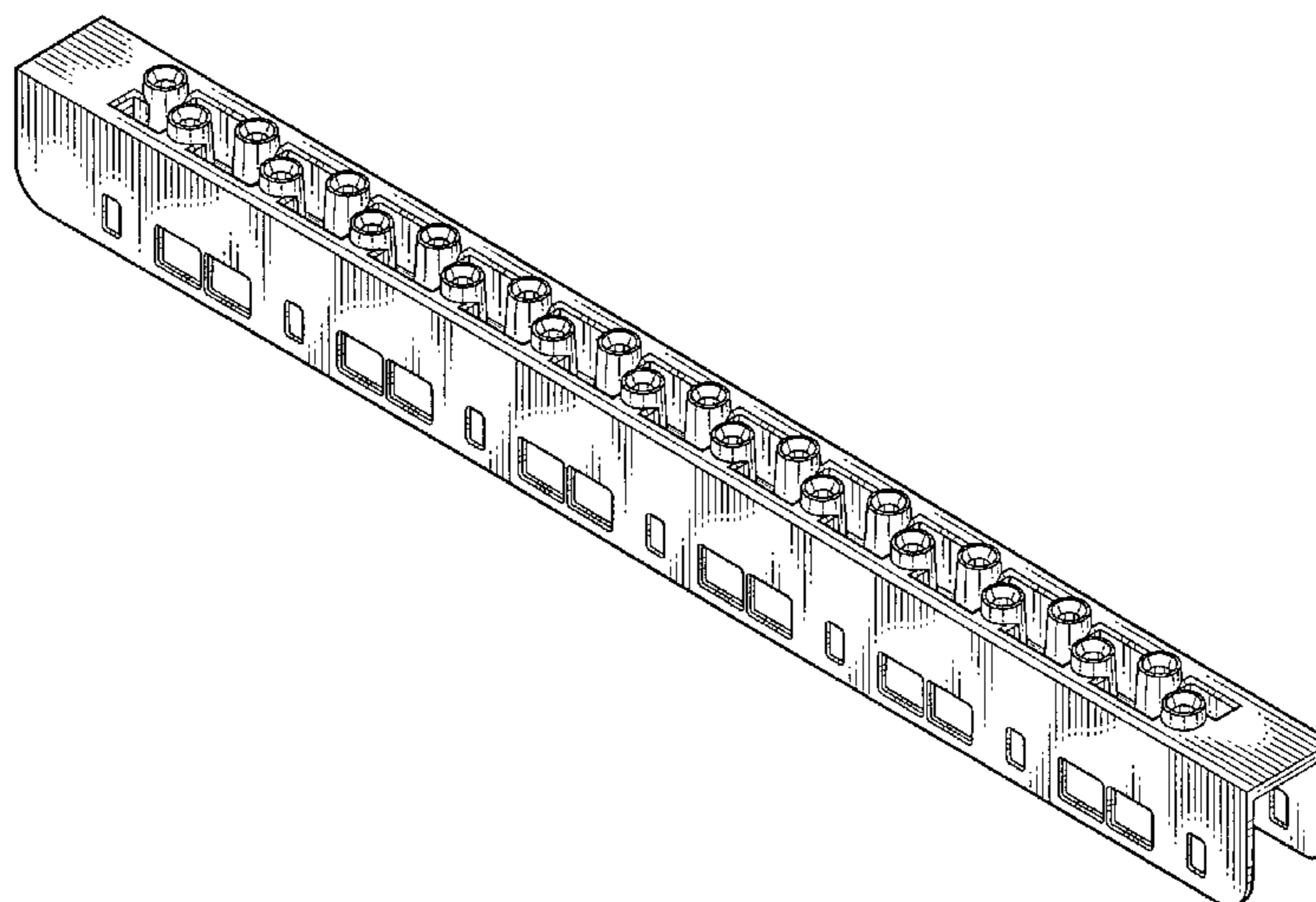


FIG. 1




FIG. 2

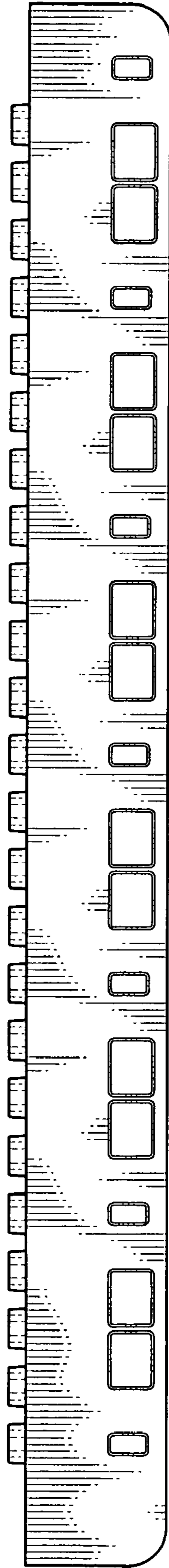


FIG. 3

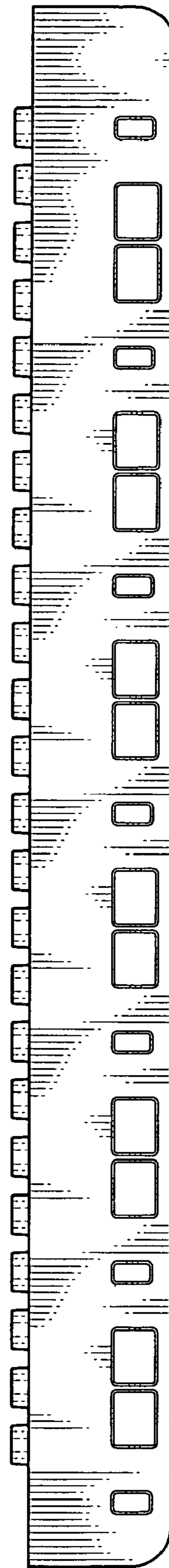


FIG. 4

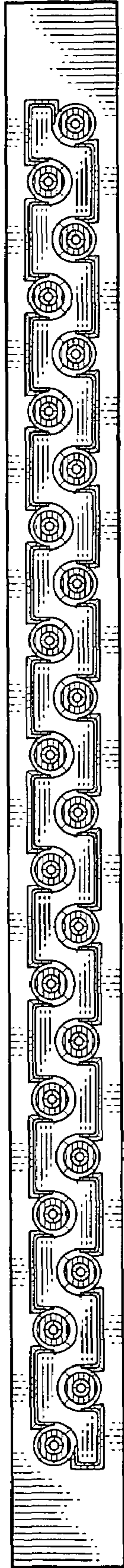


FIG. 5

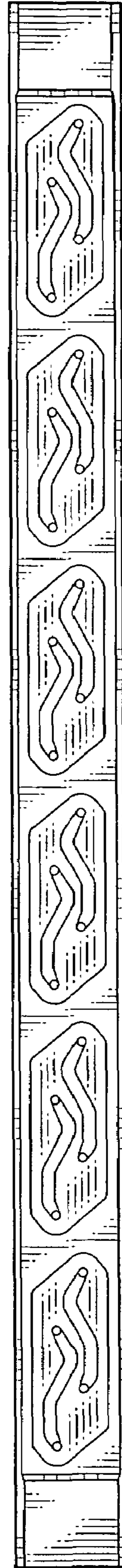




FIG. 6

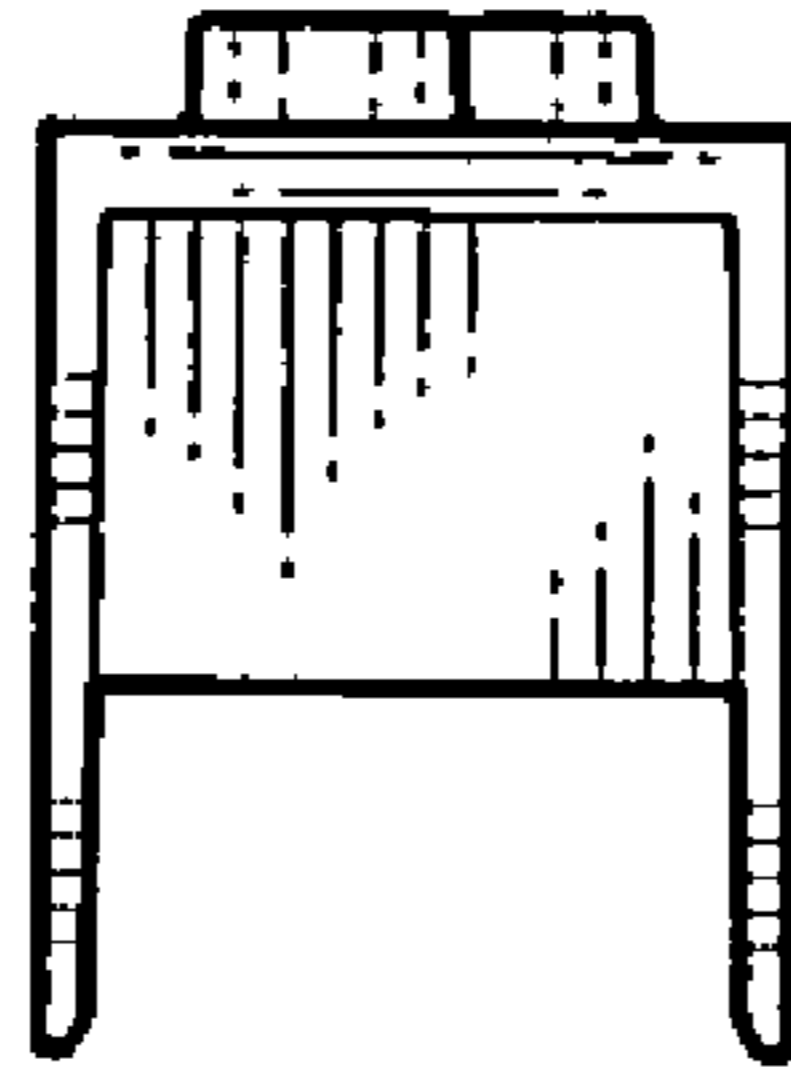


FIG. 7

