



US00D562153S

(12) **United States Design Patent** (10) **Patent No.:** **US D562,153 S**
Ruble et al. (45) **Date of Patent:** **** Feb. 19, 2008**

(54) **BLISTER CARD**

2004/0108240 A1* 6/2004 Ragot 206/531

(75) Inventors: **Lindsey Leigh Ruble**, Cincinnati, OH (US); **Nicholas John Bauer**, Hamilton, OH (US)

FOREIGN PATENT DOCUMENTS

JP 411132304 5/1999

* cited by examiner

(73) Assignee: **The Procter & Gamble Company**, Cincinnati, OH (US)

Primary Examiner—Stella M. Reid
Assistant Examiner—Shanda C. Hill

(74) *Attorney, Agent, or Firm*—Kelly L. McDow

(**) Term: **14 Years**

(57) **CLAIM**

(21) Appl. No.: **29/285,645**

The ornamental design for a blister card, as shown and described.

(22) Filed: **Apr. 4, 2007**

(51) **LOC (8) Cl.** **09-01**

DESCRIPTION

(52) **U.S. Cl.** **D9/732**

FIG. 1 is a perspective view of a blister card showing our new design;

(58) **Field of Classification Search** D9/414, D9/415, 433, 730, 732, 737, 756, 757, 758, D9/761, 762; D3/201, 203.1, 203.2, 203.3, D3/264; D6/512, 516, 515; D21/100, 107, D21/102, 121, 218; 206/5, 5.1, 216, 461, 206/524.1, 527, 528, 531, 532, 538, 557, 206/566, 564, 565; 220/500; 53/453

FIG. 2 is a top view of FIG. 1;

FIG. 3 is a bottom view FIG. 1;

FIG. 4 is a front view FIG. 1;

FIG. 5 is a rear view FIG. 1;

FIG. 6 is a right view FIG. 1;

FIG. 7 is a left view FIG. 1;

See application file for complete search history.

FIG. 8 is a perspective view of the blister card shown in an alternate position;

(56) **References Cited**

U.S. PATENT DOCUMENTS

4,974,729 A * 12/1990 Steinnagel 206/531

FIG. 9 is a top view of FIG. 8;

5,078,264 A * 1/1992 Garganese 206/6.1

FIG. 10 is a bottom view FIG. 8;

D359,900 S * 7/1995 Hawthorne D9/732

FIG. 11 is a front view FIG. 8;

6,024,222 A * 2/2000 Friberg et al. 206/531

FIG. 12 is a rear view FIG. 8;

6,219,997 B1 * 4/2001 Friberg et al. 53/453

FIG. 13 is a right view FIG. 8; and,

D454,781 S * 3/2002 Assargren et al. D9/732

FIG. 14 is a left view FIG. 8.

D455,344 S * 4/2002 Assargren et al. D9/732

The broken lines shown in the drawing disclosure are for illustrative purposes only and form no part of the claimed design.

D455,345 S * 4/2002 Assargren et al. D9/732

D455,953 S * 4/2002 Assargren et al. D9/732

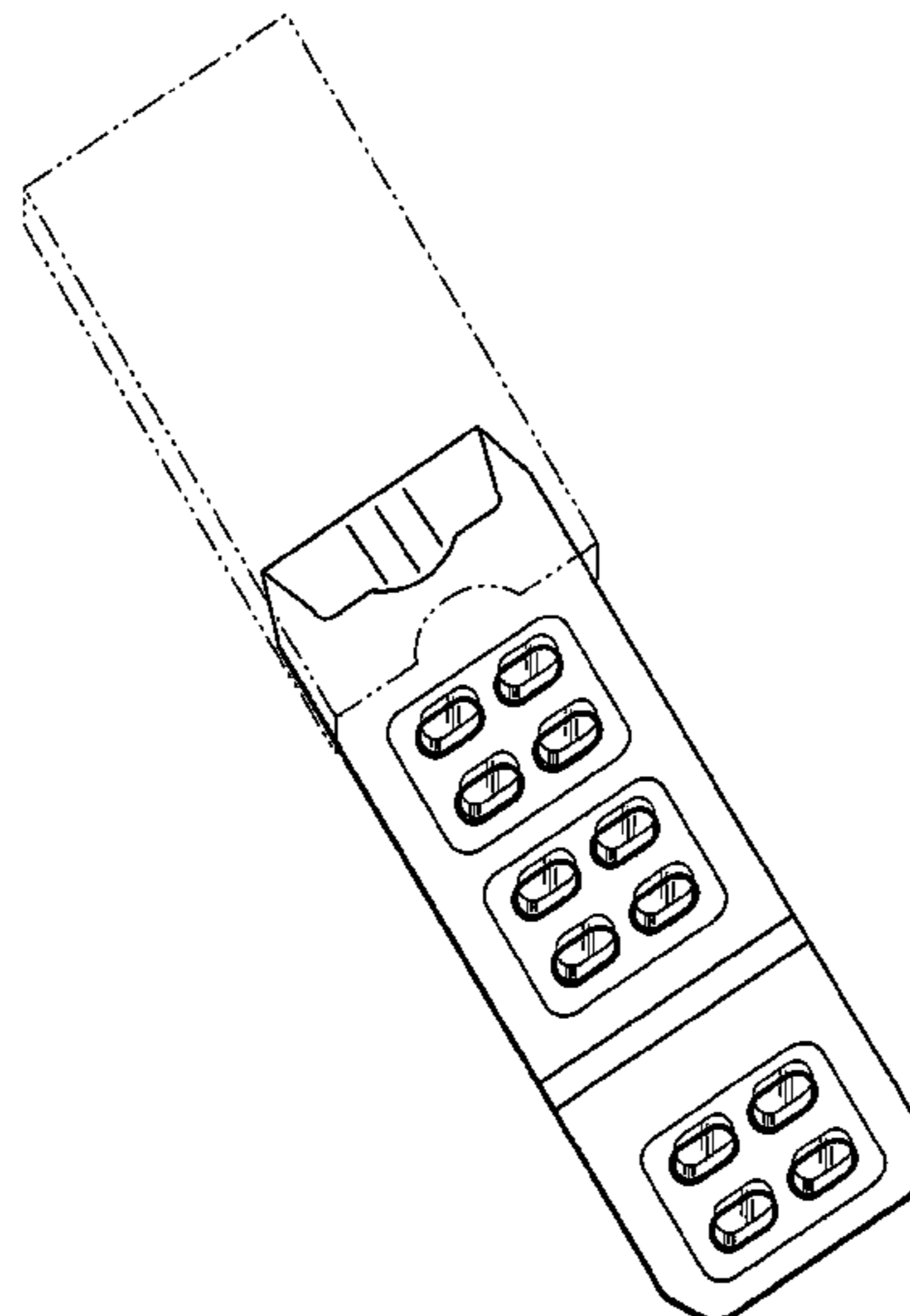
6,851,676 B2 2/2005 Martins et al.

D511,465 S * 11/2005 Smith et al. D9/732

D546,198 S * 7/2007 Currie et al. D9/732

2004/0026293 A1 * 2/2004 Hughes 206/538

1 Claim, 8 Drawing Sheets



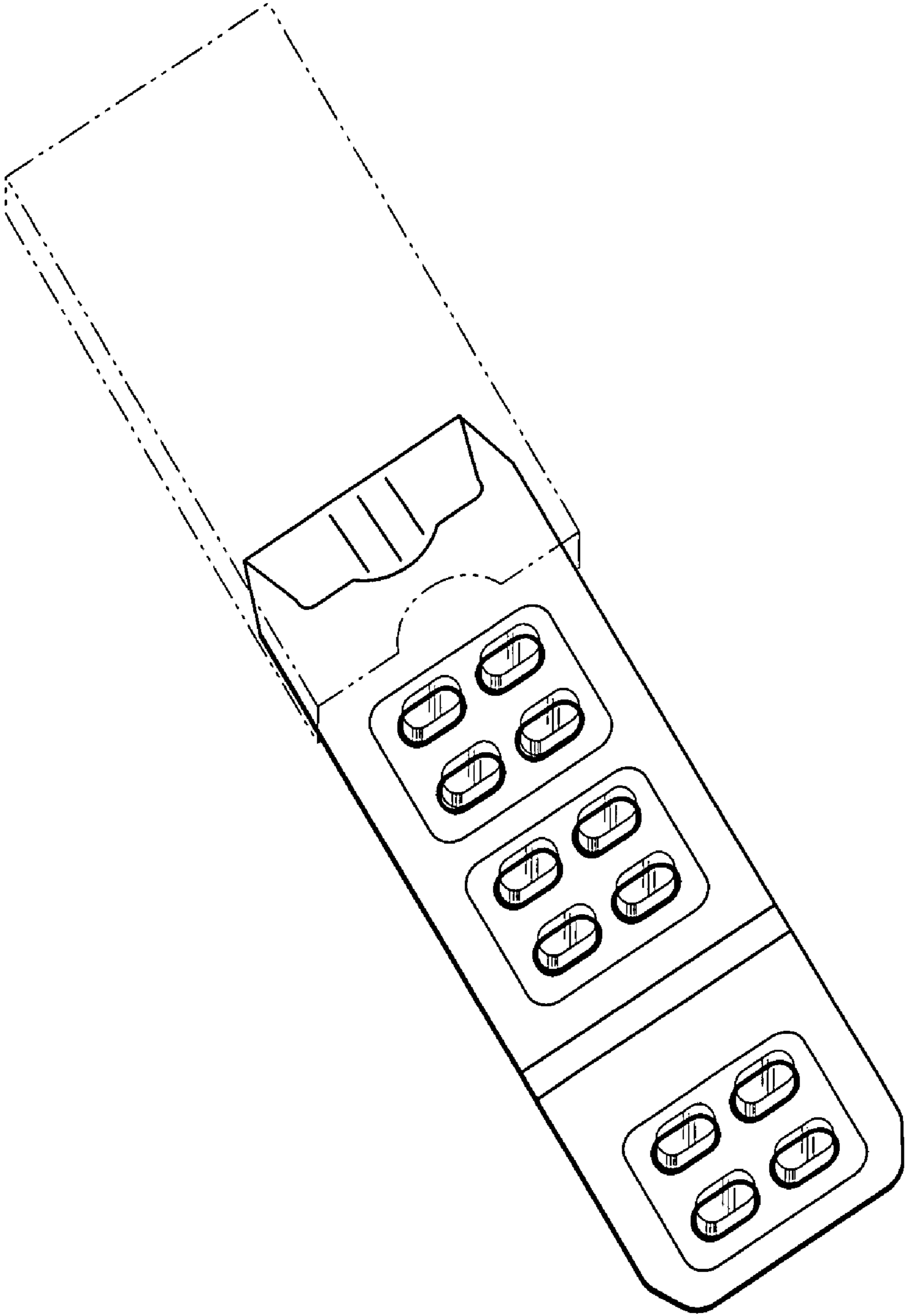


Fig. 1

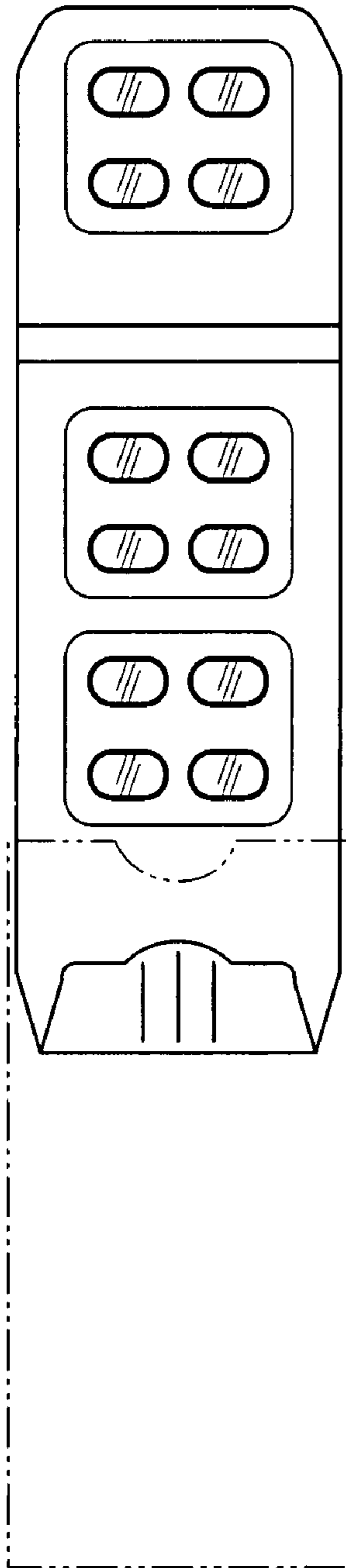


Fig. 2

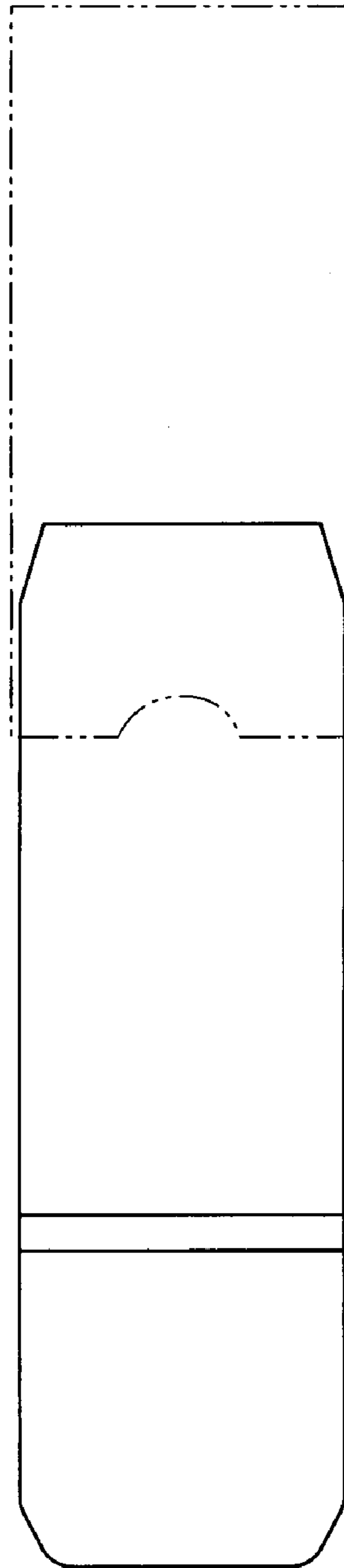


Fig. 3



Fig. 4



Fig. 5



Fig. 6



Fig. 7

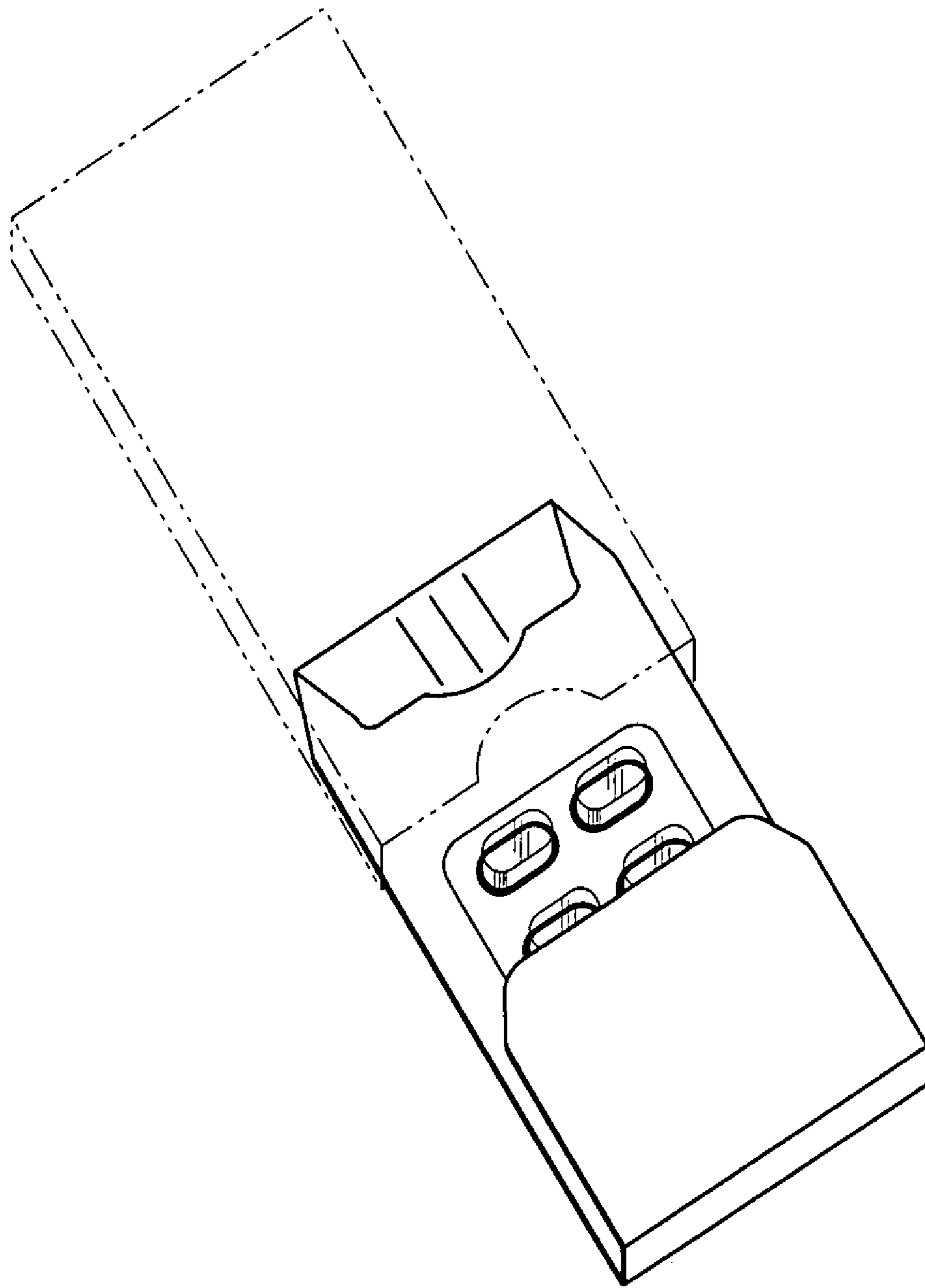


Fig. 8

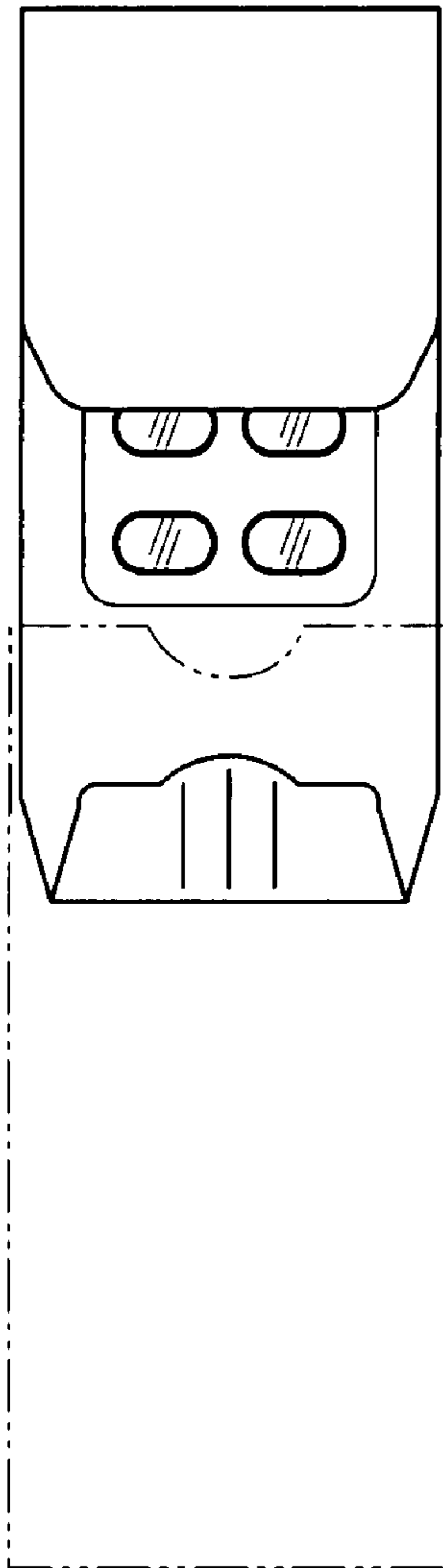


Fig. 9

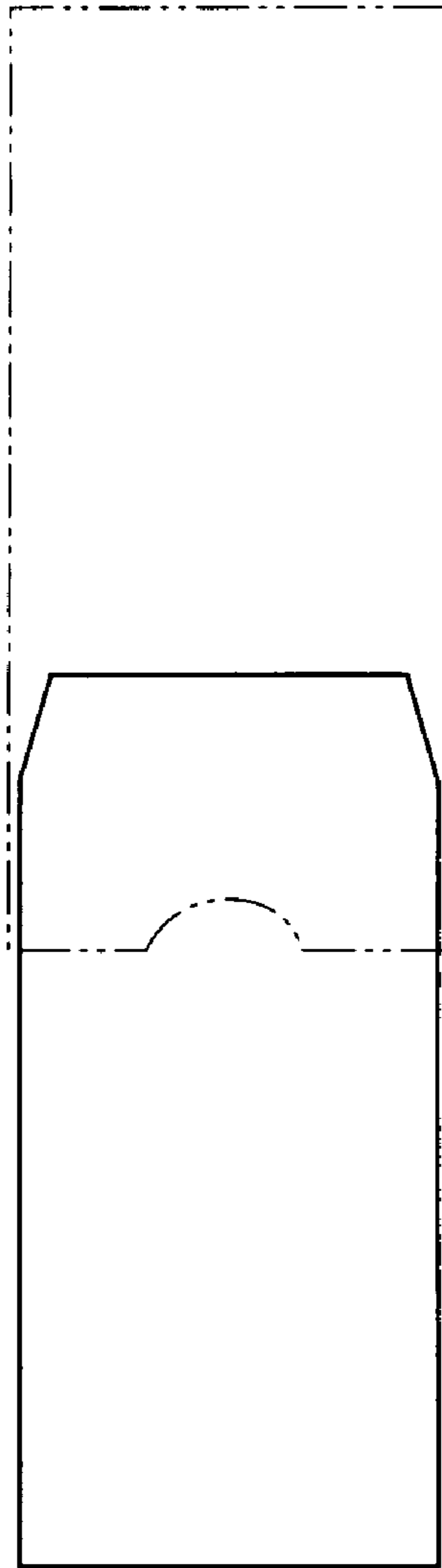


Fig. 10



Fig. 11



Fig. 12



Fig. 13



Fig. 14