

US00D562130S

(12) **United States Design Patent** (10) **Patent No.:** **US D562,130 S**
Kortsmit et al. (45) **Date of Patent:** **** Feb. 19, 2008**

(54) **ASYMMETRICAL CARTON WITH SMILE
EDGE CREASE**

D364,815 S * 12/1995 Wallace D9/782
5,474,232 A 12/1995 Ljungstrom et al.

(75) Inventors: **Peter Kortsmit**, Mahtomedi, MN (US);
Tommy Ljungstrom, Hoor (SE)

(Continued)

FOREIGN PATENT DOCUMENTS

(73) Assignee: **Tetra Laval Holdings & Finance, SA**,
Pully (CH)

WO DM/064703 7/2003
WO WO2004/076302 9/2004
WO DM/066503 12/2004

(**) Term: **14 Years**

OTHER PUBLICATIONS

(21) Appl. No.: **29/278,942**

Portion Package for Pourable Food Products (Oct. 1998).

(22) Filed: **Apr. 13, 2007**

Primary Examiner—Robert A. Delehanty

(74) *Attorney, Agent, or Firm*—Levenfeld Pearlstein, LLC

(51) **LOC (8) Cl.** **09-03**

(52) **U.S. Cl.** **D9/430**

(58) **Field of Classification Search** D9/414,
D9/416–417, 430–434, 560, 782, 721, 499;
229/105–106, 120.22, 164–165

(57) **CLAIM**

The ornamental design for an asymmetrical carton with smile edge crease, as shown and described.

See application file for complete search history.

DESCRIPTION

(56) **References Cited**

FIG. 1 is a perspective view of a asymmetrical carton with smile edge crease embodying our new design;

U.S. PATENT DOCUMENTS

FIG. 2 is a front view thereof;

- 2,119,382 A * 5/1938 Cooper 229/164
- D208,272 S * 8/1967 Corella D9/416
- 3,610,514 A 10/1971 Samsing
- D244,993 S 7/1977 Drysdale
- 4,126,266 A * 11/1978 Roccaforte 229/164
- 4,313,556 A 2/1982 Boyle et al.
- D268,328 S * 3/1983 Lovett, Jr. D9/432
- 4,483,464 A 11/1984 Nomura
- 4,728,002 A * 3/1988 Ybanez D9/518
- 4,846,396 A 7/1989 Palazzolo
- 4,964,562 A 10/1990 Gordon
- D347,169 S * 5/1994 Bezzerides et al. D9/414

FIG. 3 is a rear view thereof;

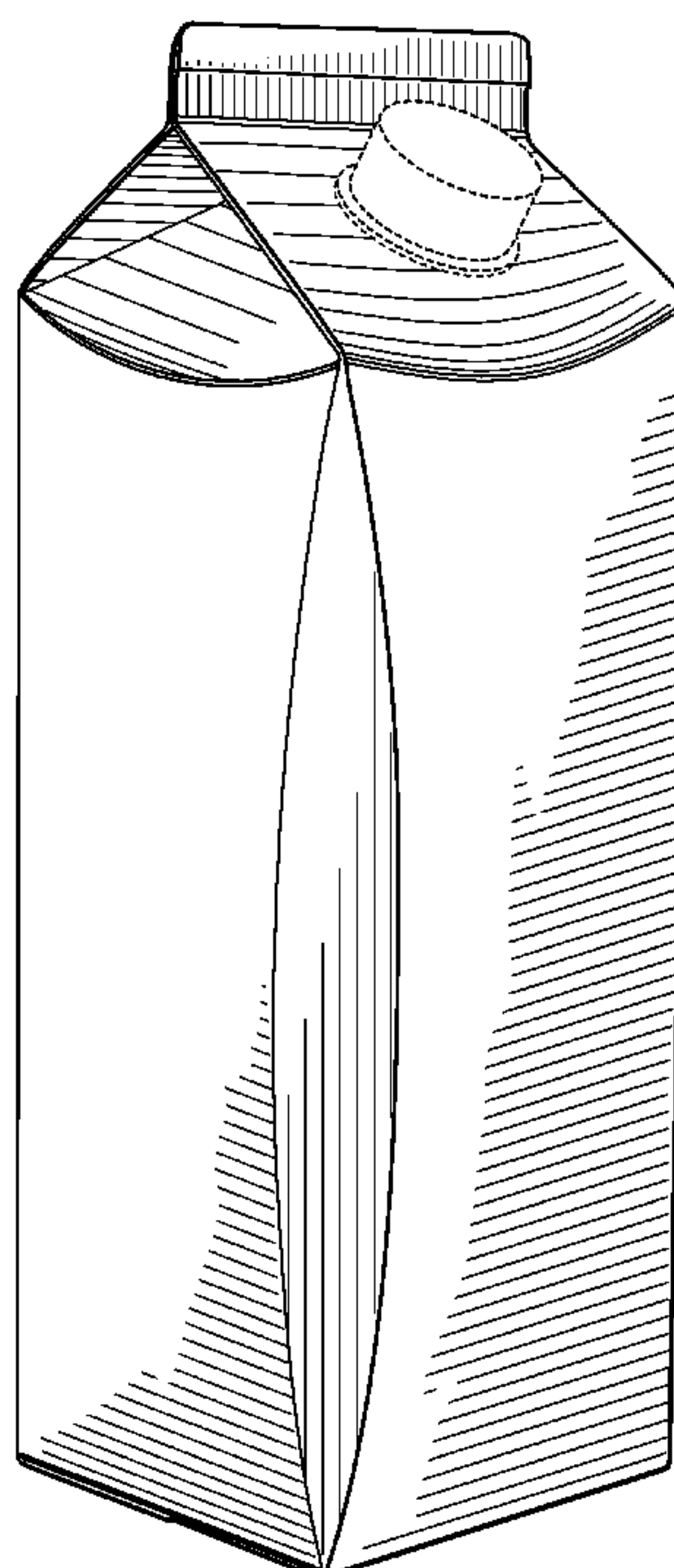
FIG. 4 is a left side view thereof;

FIG. 5 is a right side view thereof; and,

FIG. 6 is a top view thereof.

The carton being shown with a closure cap in phantom lines that forms no part of the claimed design, and the bottom forming no part of the claimed design.

1 Claim, 4 Drawing Sheets



US D562,130 S

Page 2

U.S. PATENT DOCUMENTS

5,636,785 A	6/1997	Kalberer et al.	D468,638 S	1/2003	Nogami et al.
D389,055 S	1/1998	Seo et al.	D494,861 S	8/2004	Guidotti et al.
D391,847 S	3/1998	Seo et al.	D513,177 S	12/2005	Tachikawa et al.
5,738,272 A	4/1998	Anchor et al.	D518,368 S *	4/2006	Tachikawa et al. D9/415
5,938,107 A	8/1999	Anchor et al.	D518,371 S	4/2006	Franic
6,027,016 A	2/2000	Ljungstrom et al.	D521,373 S	5/2006	Stanton
D436,032 S	1/2001	Croft et al.	D521,376 S	5/2006	Mosto
D437,218 S	2/2001	Ljunstrom et al.	7,036,717 B2	5/2006	Furini et al.
D451,387 S *	12/2001	Miller D9/434	D527,629 S	9/2006	Franic
D455,075 S *	4/2002	Campbell D9/431	D540,164 S *	4/2007	Franic D9/434
D460,355 S	7/2002	Lenz et al.	2006/0144912 A1	7/2006	Franic

* cited by examiner

Fig. 1

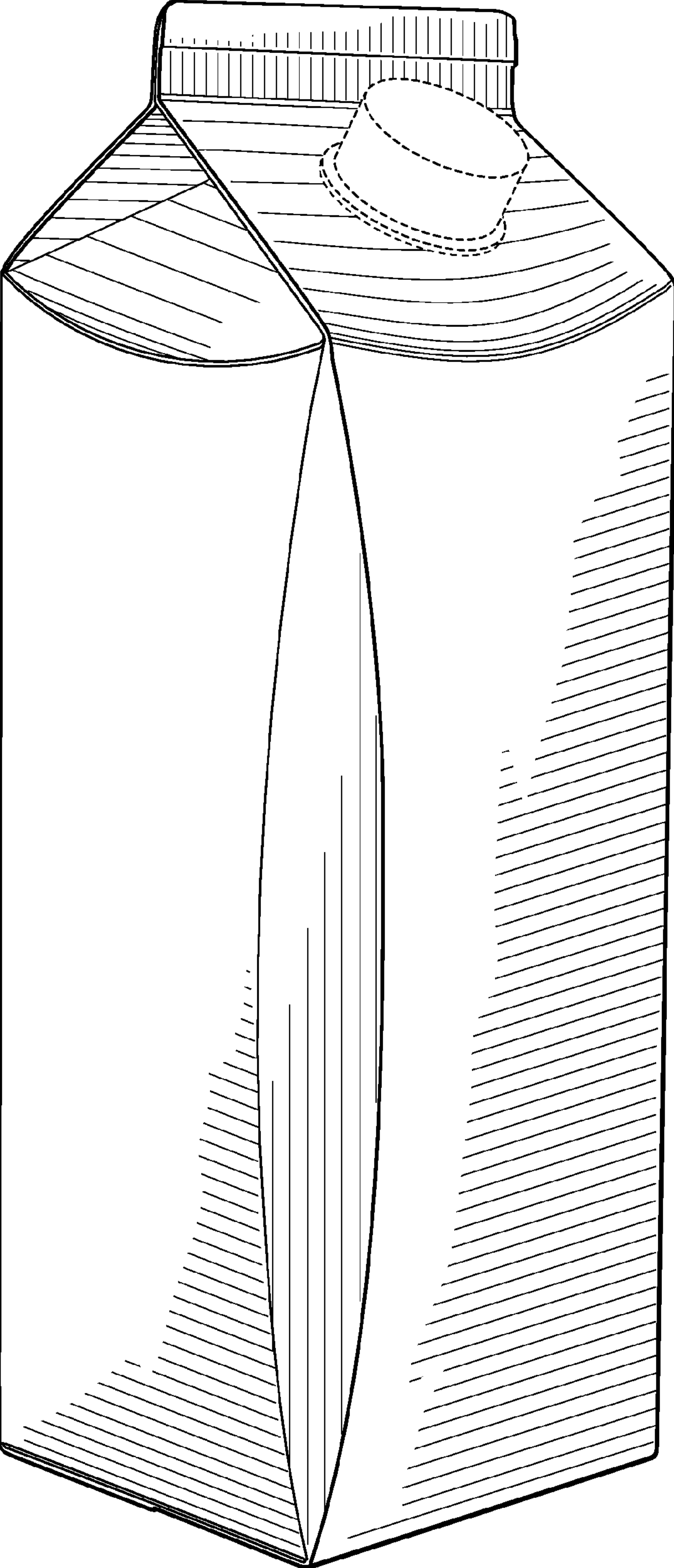


Fig. 2

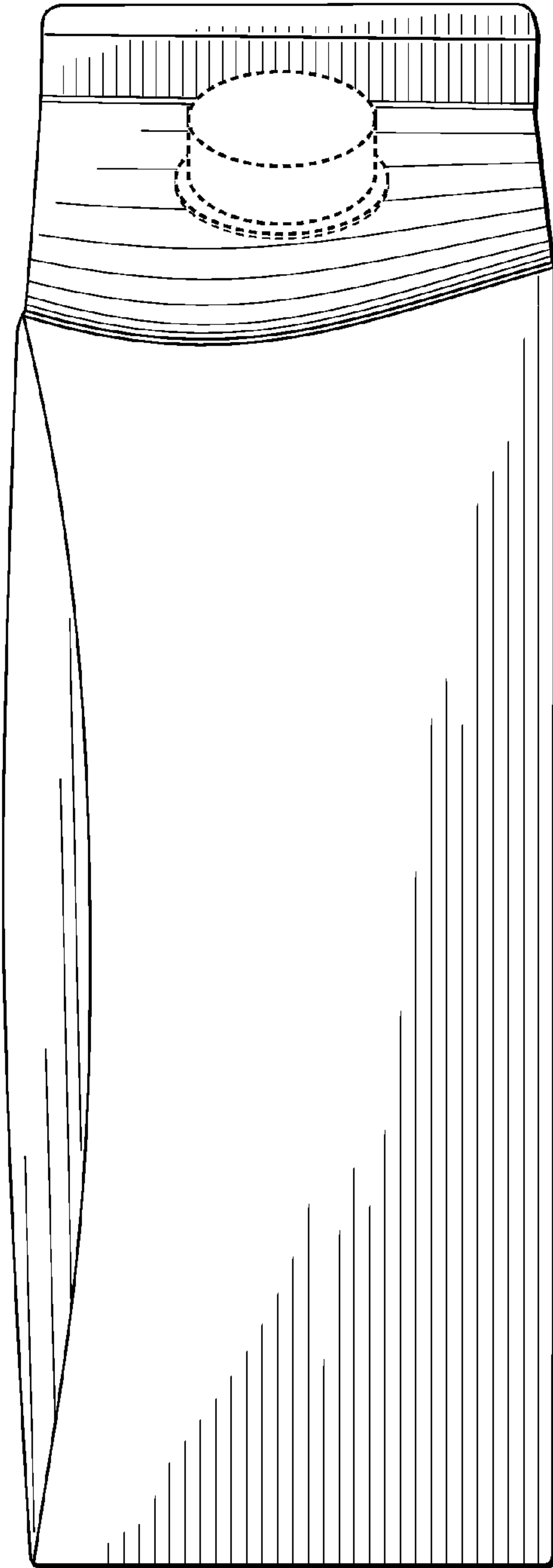


Fig. 3

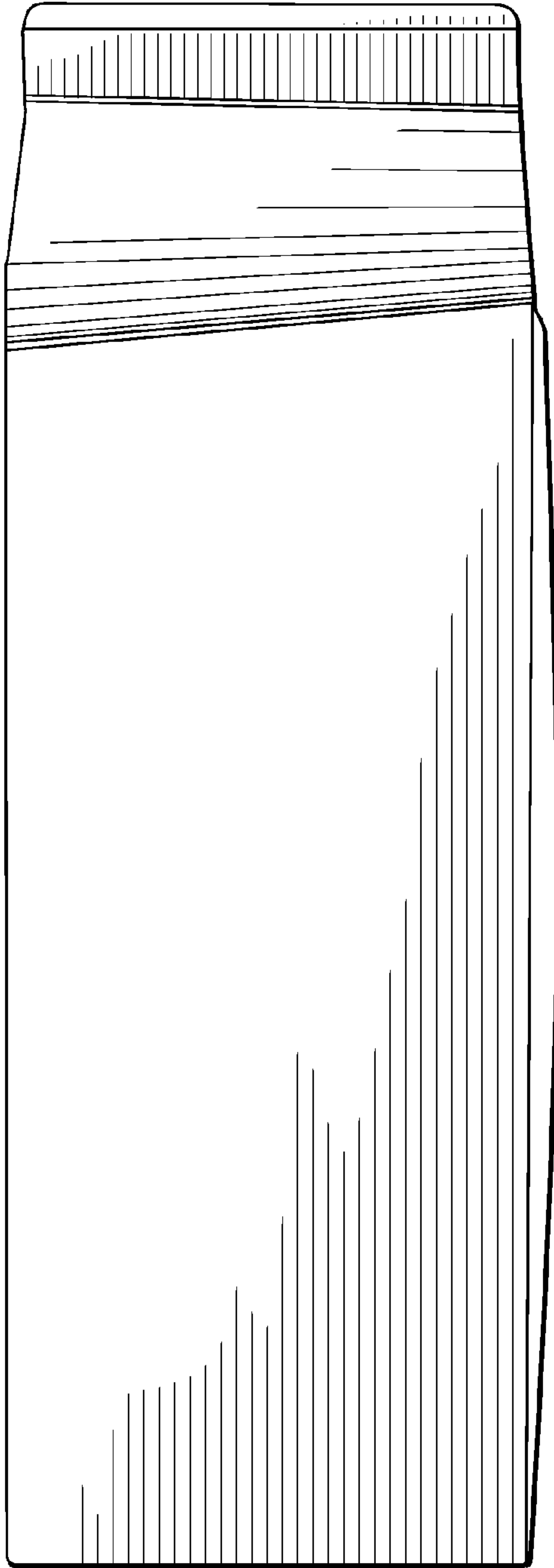


Fig. 4

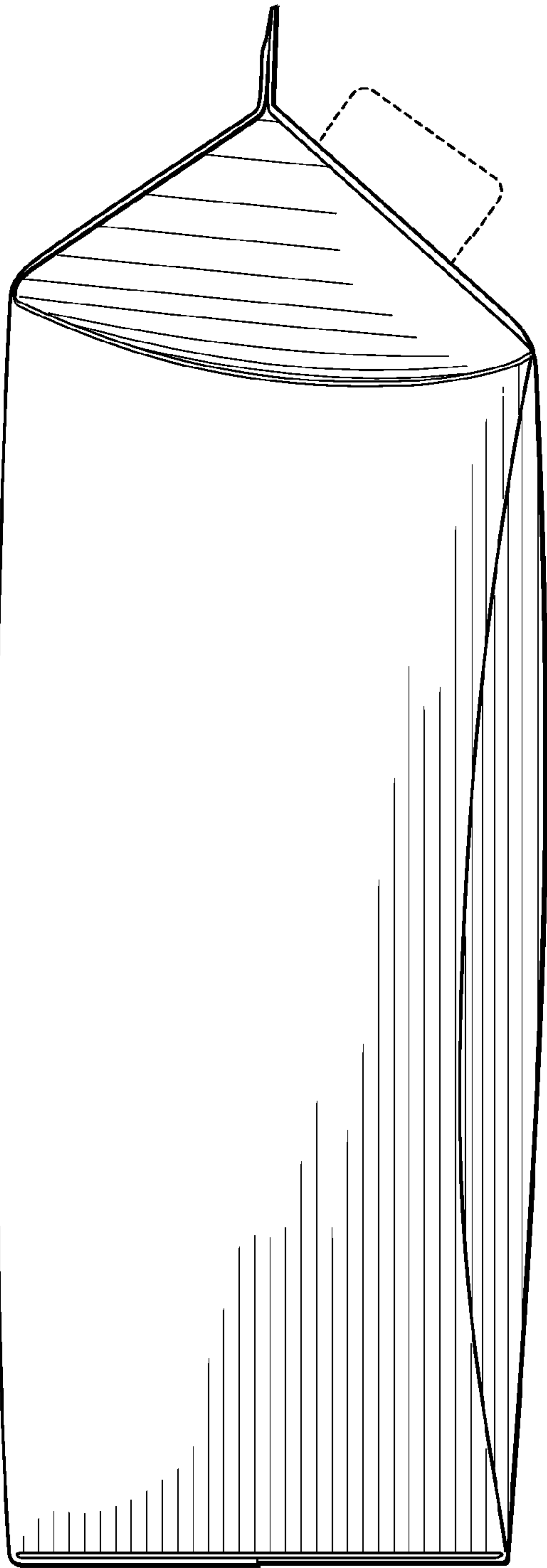


Fig. 5

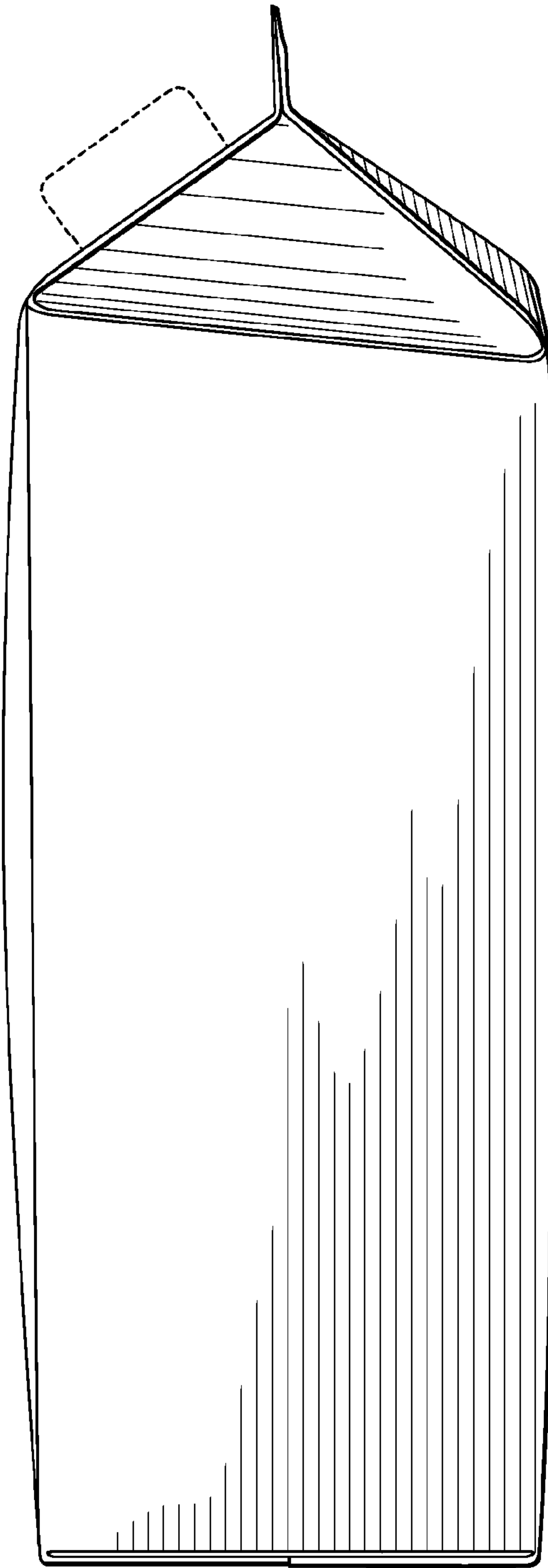


Fig. 6

