



US00D562129S

(12) **United States Design Patent** (10) **Patent No.:** **US D562,129 S**
Kortsmit et al. (45) **Date of Patent:** **** Feb. 19, 2008**

(54) **SYMMETRICAL CARTON WITH SMILE
EDGE CREASE**

D513,177 S 12/2005 Tachikawa et al.
D518,368 S * 4/2006 Tachikawa et al. D9/415
D518,371 S 4/2006 Franic
D521,373 S 5/2006 Stanton
D521,376 S 5/2006 Mosto
7,036,717 B2 5/2006 Furini et al.
D527,629 S 9/2006 Franic
D540,164 S * 4/2007 Franic D9/434
2006/0144912 A1 7/2006 Franic

(75) Inventors: **Peter Kortsmit**, Mahtomedi, MN (US);
Tommy Ljungstrom, Hoor (SE)

(73) Assignee: **Tetra Laval Holdings & Finance, SA**,
Pully (CH)

(**) Term: **14 Years**

(21) Appl. No.: **29/278,941**

(22) Filed: **Apr. 13, 2007**

(51) **LOC (8) Cl.** **09-03**

(52) **U.S. Cl.** **D9/430**

(58) **Field of Classification Search** D9/414,
D9/416-417, 430-434, 560, 782, 721, 499;
229/105-106, 120.22, 164-165

See application file for complete search history.

(56) **References Cited**

U.S. PATENT DOCUMENTS

3,610,514 A 10/1971 Samsing
D244,993 S 7/1977 Drysdale
4,313,556 A 2/1982 Boyle et al.
4,483,464 A 11/1984 Nomura
4,846,396 A 7/1989 Palazzolo
4,964,562 A 10/1990 Gordon
5,474,232 A 12/1995 Ljungstrom et al.
5,636,785 A 6/1997 Kalberer et al.
D389,055 S 1/1998 Seo et al.
D391,847 S 3/1998 Seo et al.
5,738,272 A 4/1998 Anchor et al.
5,938,107 A 8/1999 Anchor et al.
6,027,016 A 2/2000 Ljungstrom et al.
D436,032 S 1/2001 Croft et al.
D437,218 S 2/2001 Ljunstrom et al.
D460,355 S 7/2002 Lenz et al.
D468,638 S 1/2003 Nogami et al.
D494,861 S 8/2004 Guidotti et al.

FOREIGN PATENT DOCUMENTS

WO DM064703 7/2003
WO WO2004/076302 9/2004
WO DM066503 12/2004

OTHER PUBLICATIONS

Portion Package for Pourable Food Products (Oct. 1998).

* cited by examiner

Primary Examiner—Robert A. Delehanty

(74) *Attorney, Agent, or Firm*—Levenfeld Pearlstein, LLC

(57) **CLAIM**

The ornamental design for a symmetrical carton with smile edge crease, as shown and described.

DESCRIPTION

FIG. 1 is a perspective view of a symmetrical carton with smile edge crease embodying our new design;

FIG. 2 is a front view thereof;

FIG. 3 is a rear view thereof;

FIG. 4 is a left side view thereof;

FIG. 5 is a right side view thereof; and,

FIG. 6 is a top view thereof.

The carton being shown with a closure cap in phantom lines that forms no part of the claimed design, and the bottom forming no part of the claimed design.

1 Claim, 4 Drawing Sheets

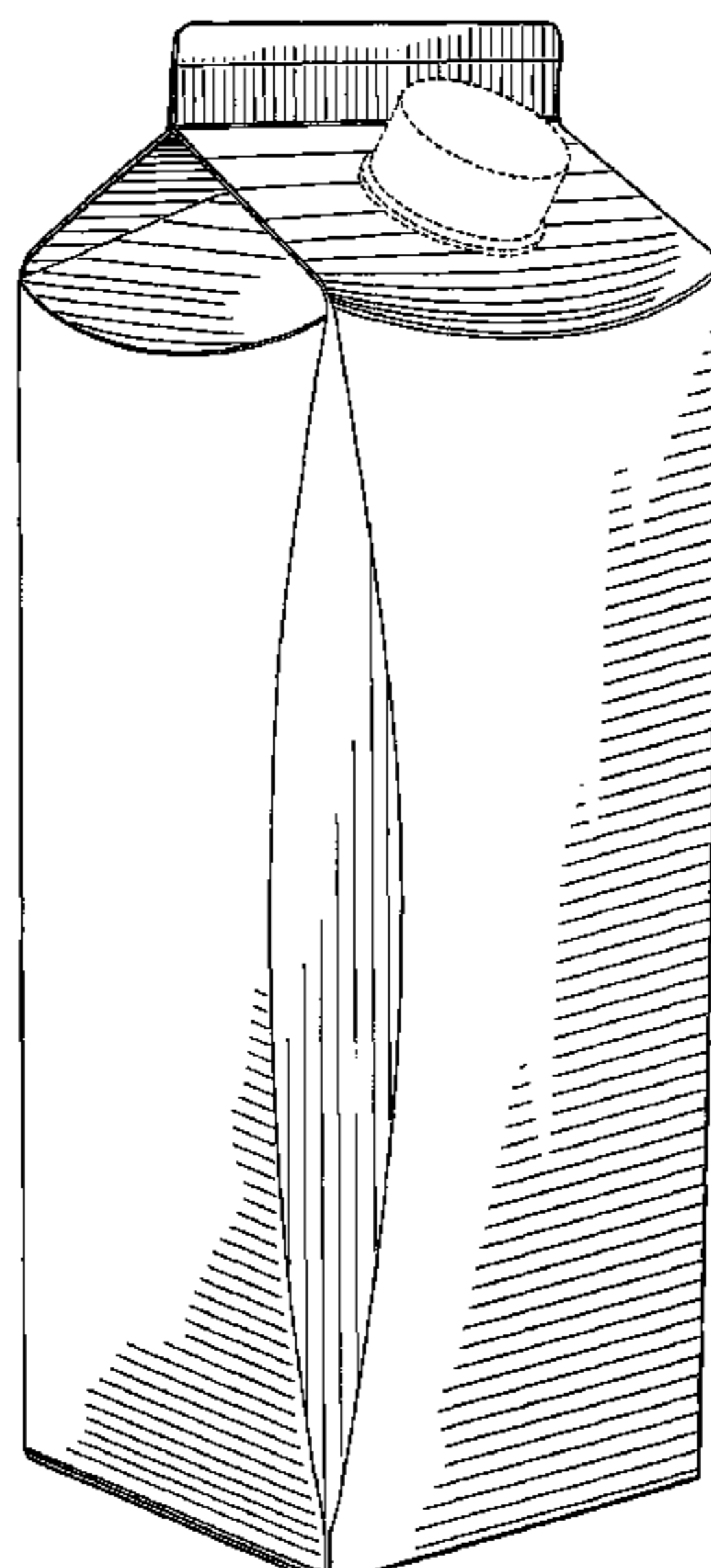


Fig. 1

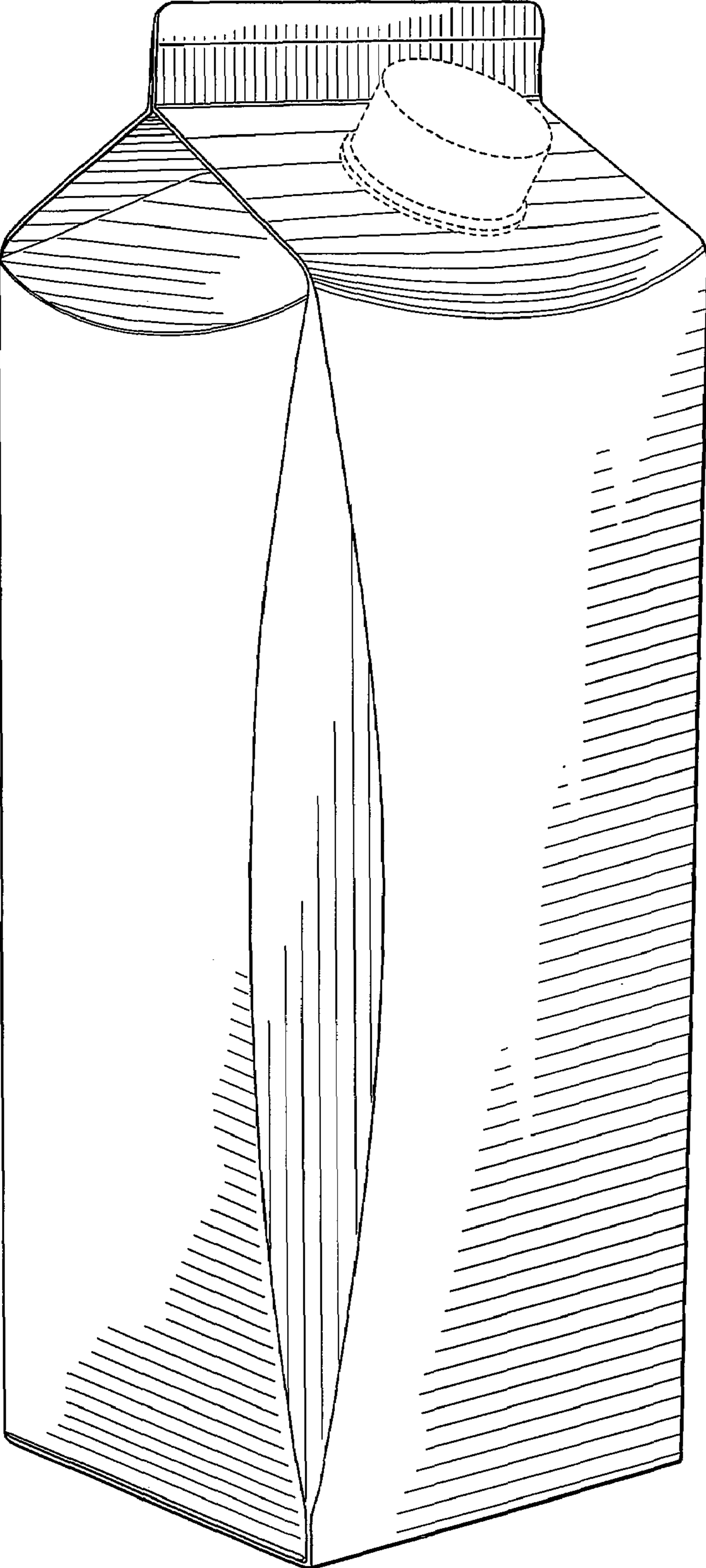


Fig. 2

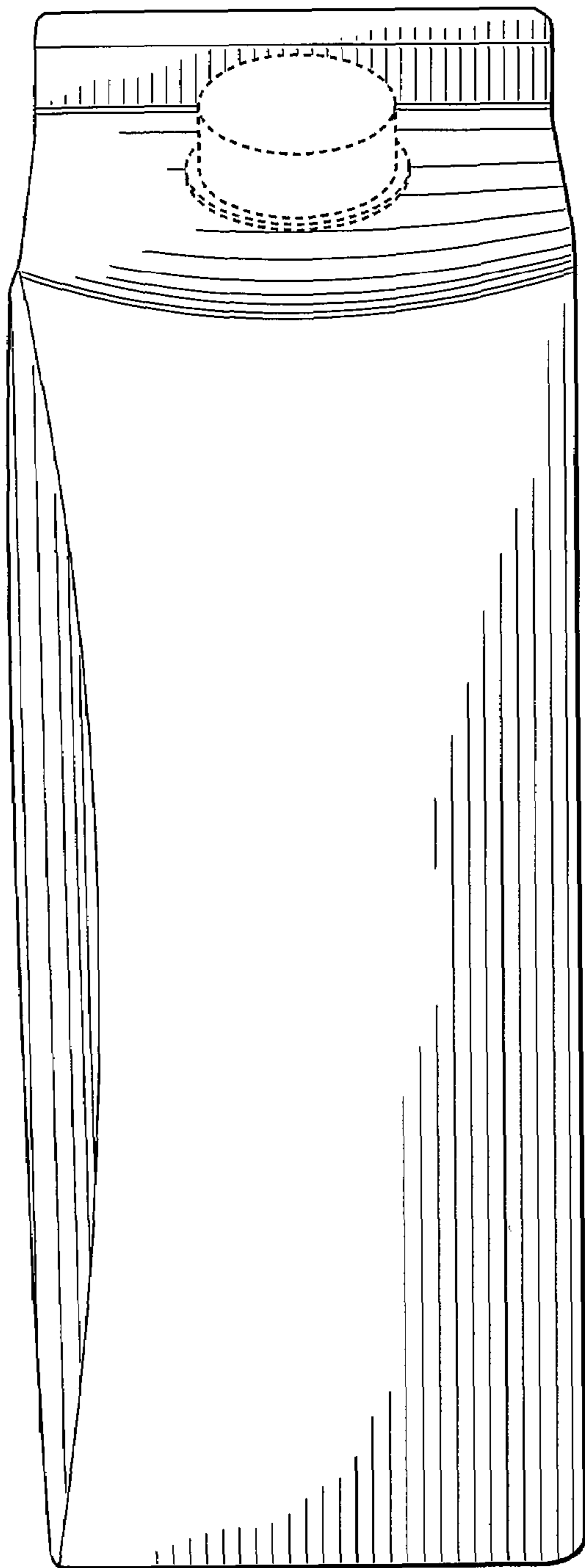


Fig. 3

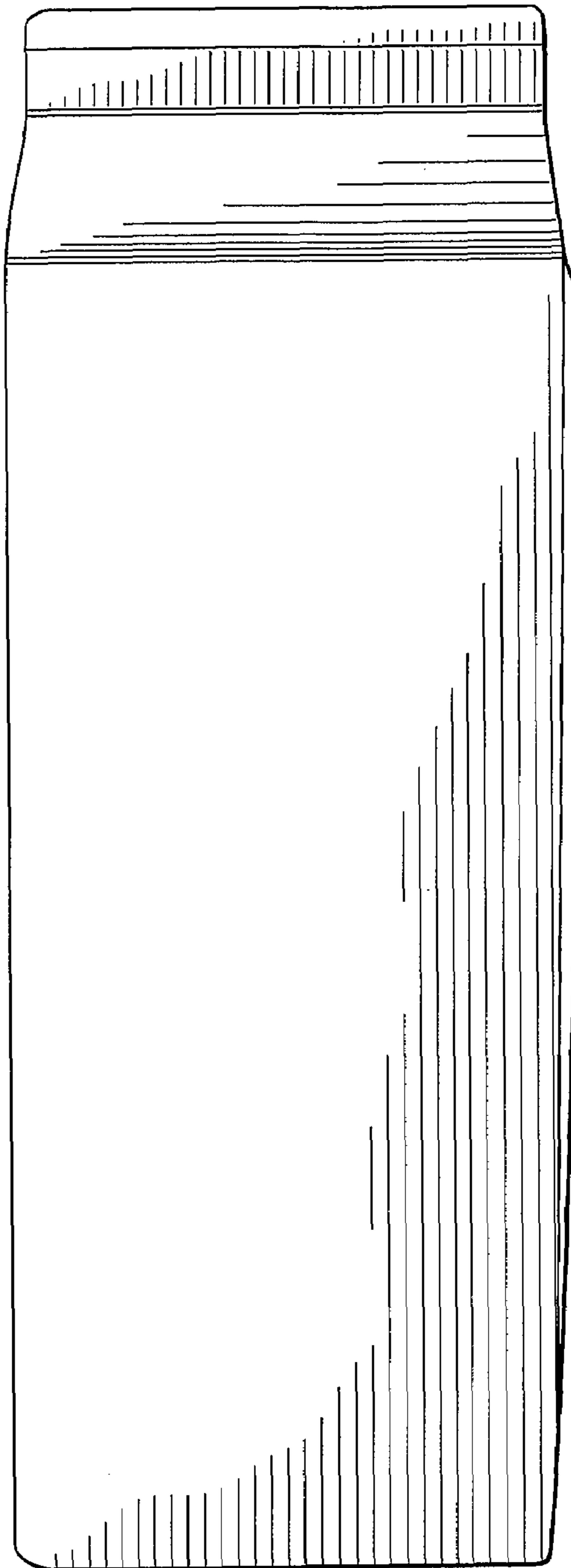


Fig. 4




Fig. 5

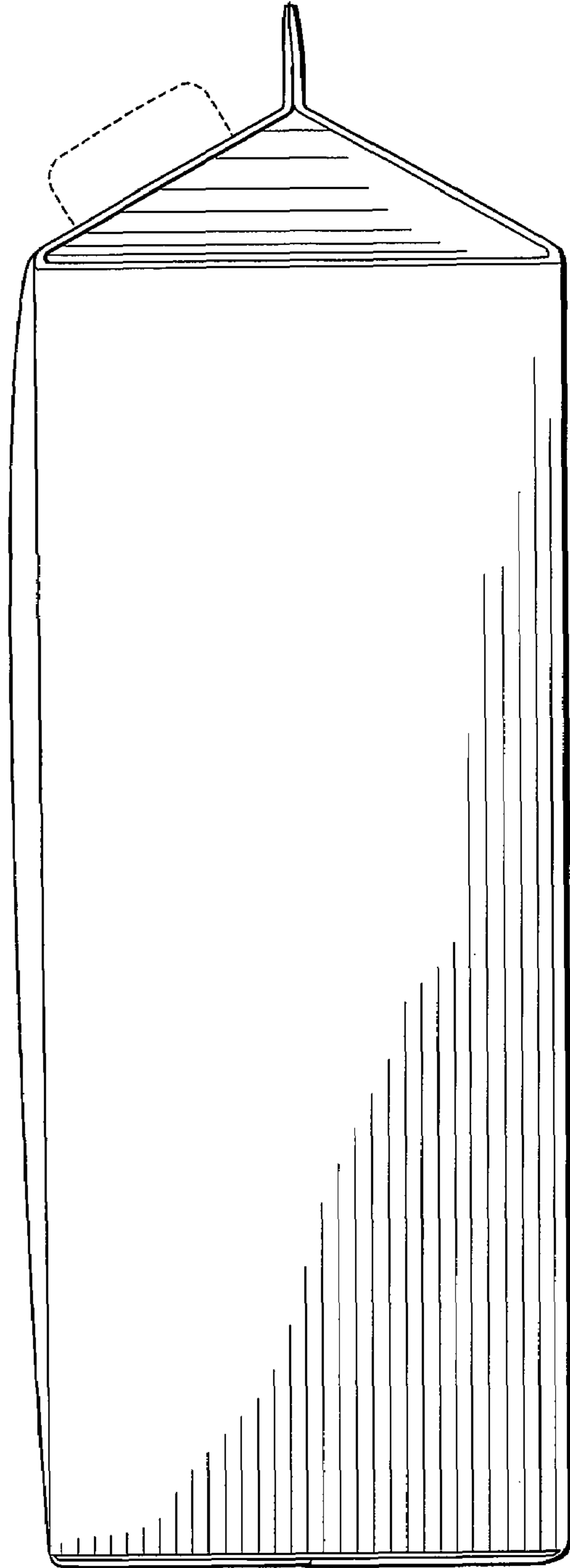


Fig. 6

