

US00D562106S

(12) **United States Design Patent**
Tor Verges

(10) **Patent No.:** **US D562,106 S**

(45) **Date of Patent:** **** Feb. 19, 2008**

(54) **HANDLE**

(75) Inventor: **Eduardo Tor Verges**, Esplugues de Llobregat (ES)

(73) Assignee: **Juan Jose Verges, S.A.**, Esplugues de Llobregat (Barcelona) (ES)

(**) Term: **14 Years**

(21) Appl. No.: **29/273,850**

(22) Filed: **Mar. 15, 2007**

(30) **Foreign Application Priority Data**

Sep. 15, 2006 (EM) 000588900-0001

(51) **LOC (8) Cl.** **08-06**

(52) **U.S. Cl.** **D8/314; D8/317**

(58) **Field of Classification Search** D8/300,
D8/302, 305, 307, 310-312, 315-321, DIG. 1,
D8/DIG. 2; D7/393, 394; D3/318; D23/250-254,
D23/303, 305; D13/174, 158, 171; D6/549;
D15/89; 292/347, 336.3; 200/336, 341;
16/441, 118, 111 R, 110 R, DIG. 19, DIG. 30,
16/110.1, 412, 414-420, 443-446
See application file for complete search history.

(56) **References Cited**

U.S. PATENT DOCUMENTS

D216,865 S * 3/1970 D'Elia D8/306

D268,321 S * 3/1983 Tegner D8/317

D342,436 S * 12/1993 Cook et al. D8/317

D368,643 S * 4/1996 Sonnenleiter D8/317

D422,878 S * 4/2000 Marshall et al. D8/317

* cited by examiner

Primary Examiner—Stella M. Reid

Assistant Examiner—Mark Goodwin

(74) *Attorney, Agent, or Firm*—Dowell & Dowell, P.C.

(57) **CLAIM**

The ornamental design for a handle, as shown and described.

DESCRIPTION

FIG. 1 is a front perspective view of a handle showing my new design;

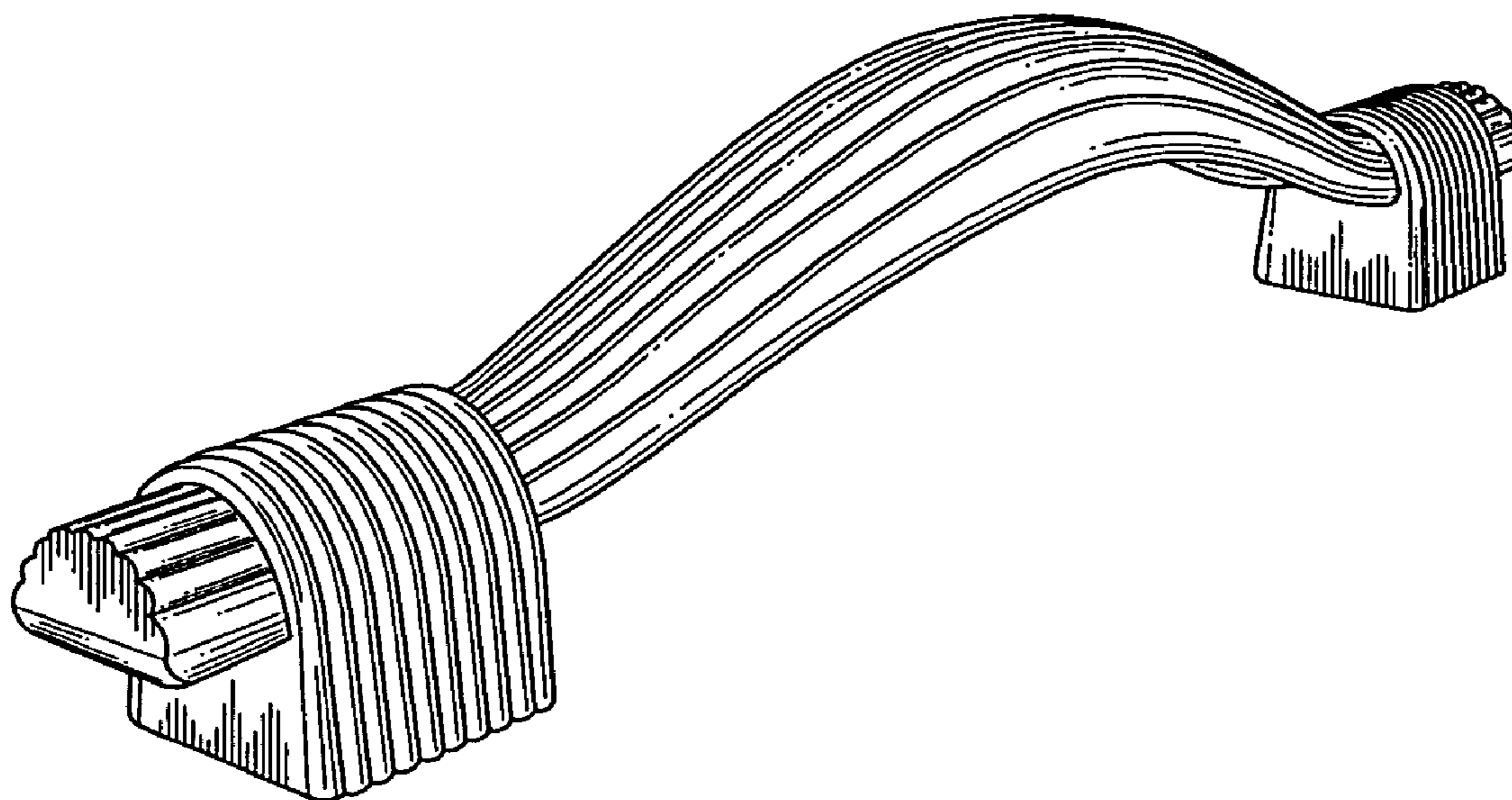
FIG. 2 is a top plan view thereof, a view from the bottom being a mirror image;

FIG. 3 is a front elevational view thereof;

FIG. 4 is a rear elevational view thereof; and,

FIG. 5 is a left side view thereof, a view from the right side being a mirror image.

1 Claim, 2 Drawing Sheets



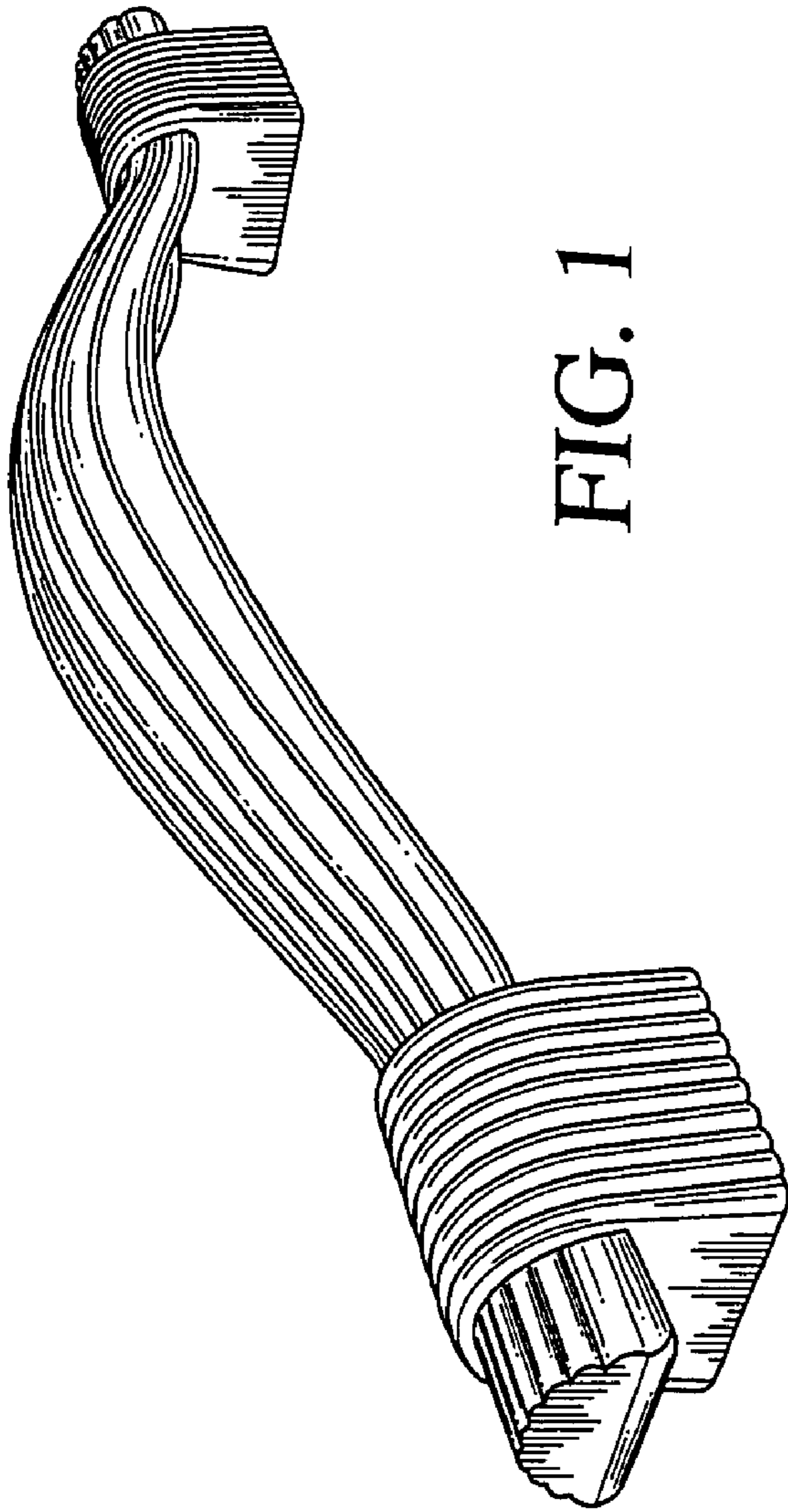


FIG. 1

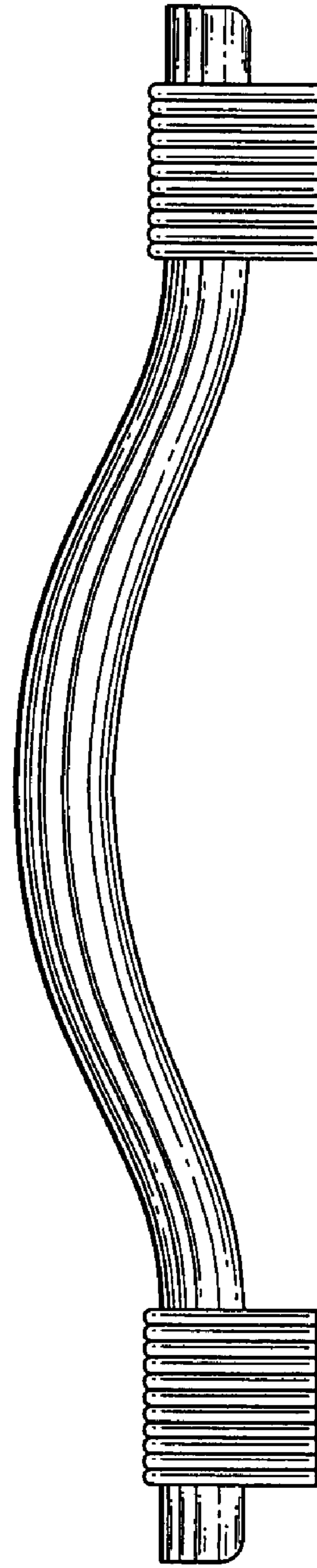


FIG. 2




FIG. 3

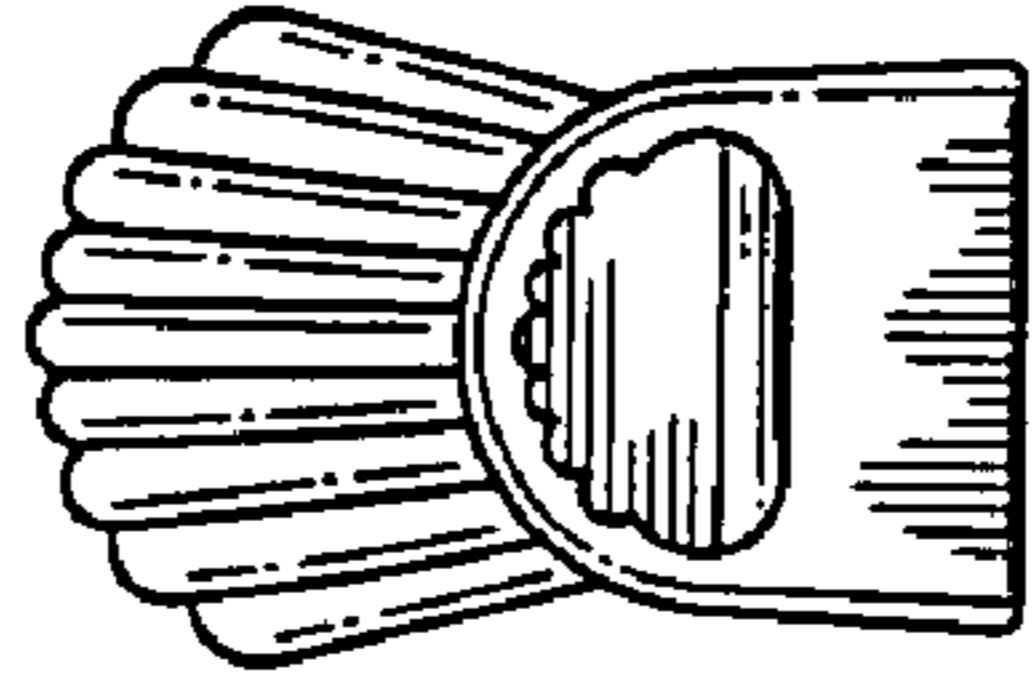


FIG. 5




FIG. 4