

US00D562105S

(12) **United States Design Patent**
Mattson et al.

(10) **Patent No.:** **US D562,105 S**

(45) **Date of Patent:** **** Feb. 19, 2008**

(54) **CABINET HANDLE**

(75) Inventors: **Deborah Mattson**, Plainwell, MI (US);
Scott A. Thor, Grand Rapids, MI (US);
Jonathan Lorenz, Grand Rapids, MI
(US); **Kevin Dewald**, Spring Lake, MI
(US)

(73) Assignee: **Belwith International, Ltd.**, Grand
Rapids, MI (US)

(**) Term: **14 Years**

(21) Appl. No.: **29/280,266**

(22) Filed: **May 22, 2007**

Related U.S. Application Data

(62) Division of application No. 29/243,796, filed on Nov.
30, 2005, now Pat. No. Des. 544,335.

(51) **LOC (8) Cl.** **08-06**

(52) **U.S. Cl.** **D8/305; D8/315; D8/318;**
D8/319

(58) **Field of Classification Search** D8/300,
D8/305, 307, 310, 313, 314, 317, 318, 319,
D8/321, DIG. 1, DIG. 4; D23/250–252;
16/110.1, 441, 443, 444, 446
See application file for complete search history.

(56) **References Cited**

U.S. PATENT DOCUMENTS

D62,344 S * 5/1923 Schulze D26/156
D69,909 S * 4/1926 O’Kane D26/156

D189,084 S *	10/1960	Kjellgren	D8/319
D189,526 S *	1/1961	Clayton	D8/318
D196,036 S *	8/1963	Louis	D8/319
D197,051 S *	12/1963	Clayton	D8/318
D199,965 S *	1/1965	Loeb	D8/319
D208,146 S *	7/1967	Morgan	D8/318
D209,386 S *	11/1967	Morgan	D8/318
D357,168 S *	4/1995	Chieda	D8/315
D371,291 S *	7/1996	Ainscough	D8/315
D379,423 S *	5/1997	Caugh et al.	D8/305
D544,335 S *	6/2007	Mattson et al.	D8/321

* cited by examiner

Primary Examiner—Paula A. Greene

(74) *Attorney, Agent, or Firm*—Rader, Fishman & Grauer
PLLC

(57) **CLAIM**

The ornamental design for cabinet handle, as shown and
described.

DESCRIPTION

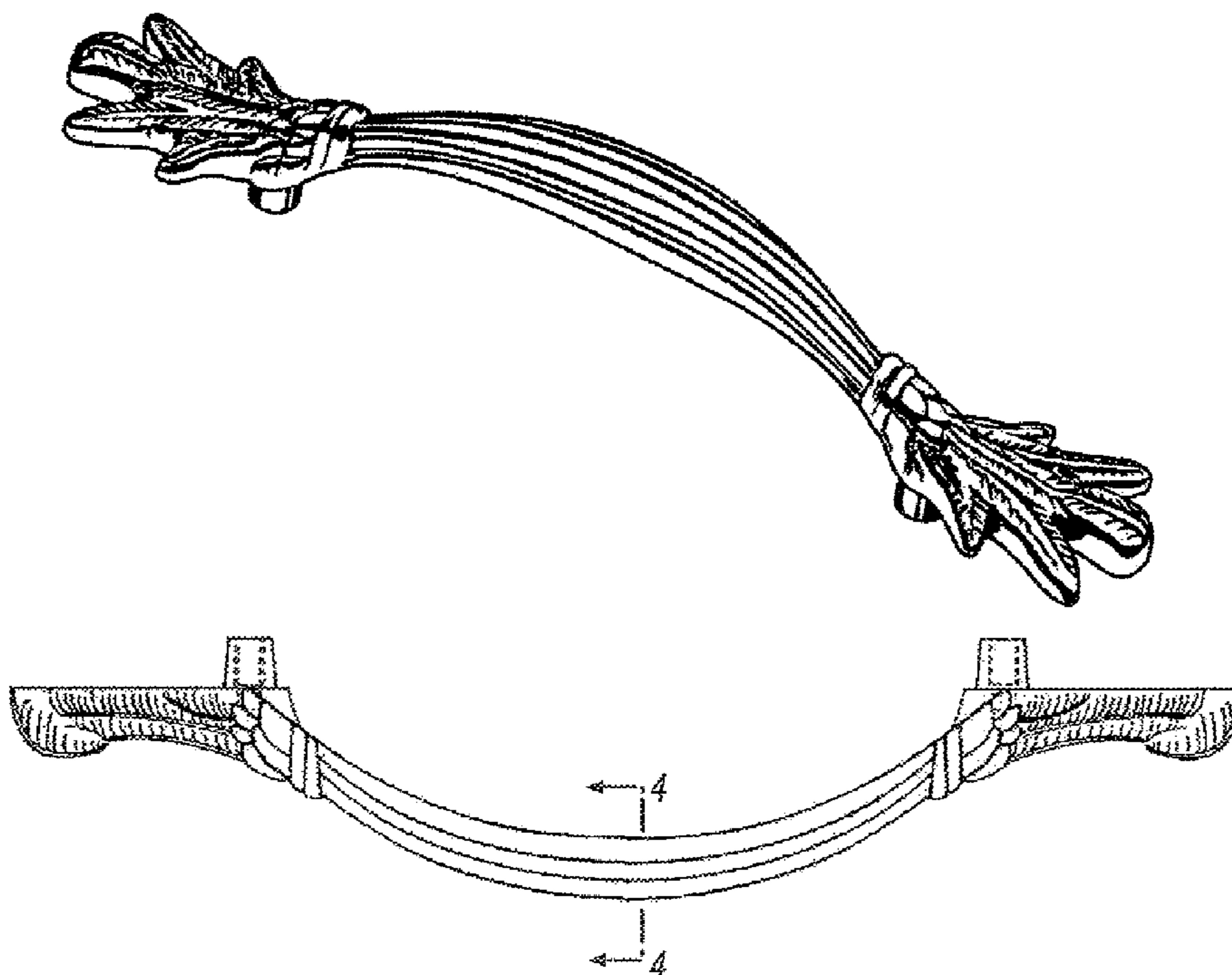
FIG. 1 is a perspective view of a cabinet handle showing our
new design;

FIG. 2 is a top view of the handle shown in FIG. 1.

FIG. 3 is a front view of the handle shown in FIG. 1; and,
FIG. 4 is a cross section of the handle shown in FIG. 1.

Portions of FIGS. 1–4 that are shown as broken lines are for
illustrative purposes only and form no part of the claimed
design.

1 Claim, 2 Drawing Sheets



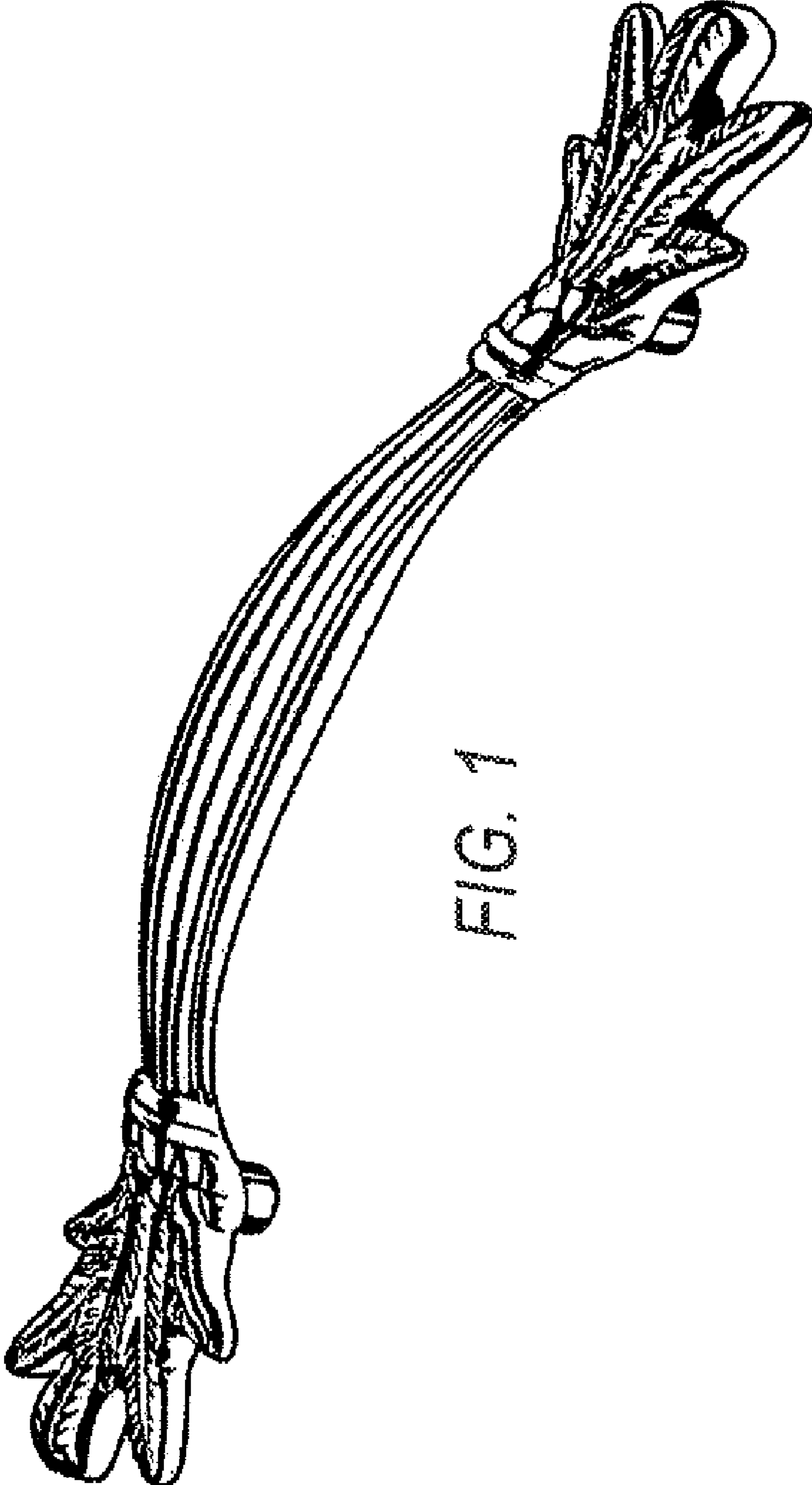


FIG. 1

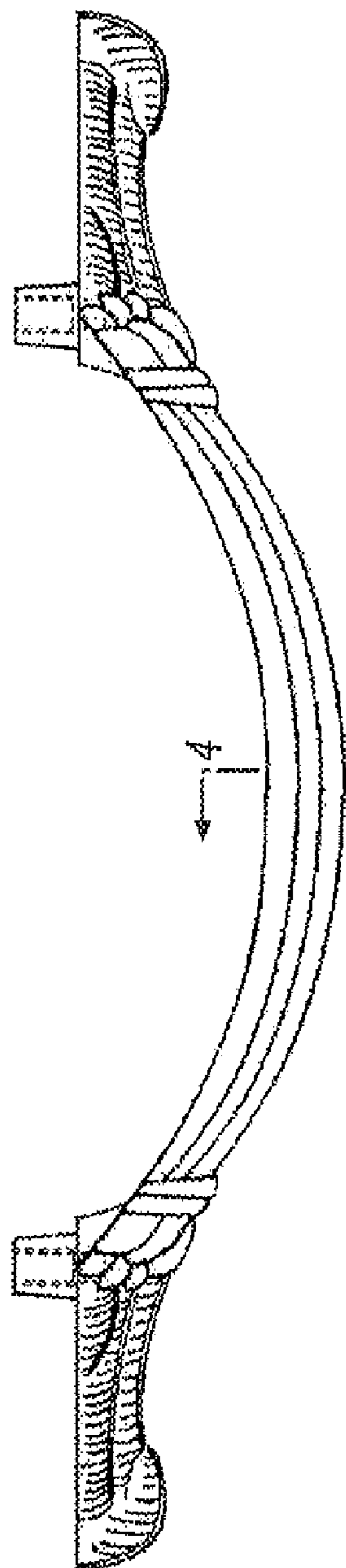


FIG. 2




FIG. 3



FIG. 4