

US00D562103S

(12) **United States Design Patent** (10) **Patent No.:** **US D562,103 S**
Lin (45) **Date of Patent:** **** Feb. 19, 2008**

(54) **HAND TOOL GRIP**
(75) Inventor: **Chun-Lang Lin**, Dali (TW)
(73) Assignee: **Advance Team Power Inc.**, Taichung County (TW)
(**) Term: **14 Years**

D459,187 S * 6/2002 Norton D9/89
6,419,371 B1 * 7/2002 McCalla et al. 362/119
D490,290 S * 5/2004 Norton D8/93
D498,124 S * 11/2004 Mitchell D8/45
D517,896 S * 3/2006 Hsu D8/107
D535,174 S * 1/2007 Chen D8/107
D542,619 S * 5/2007 Hung D8/107
2007/0113710 A1 * 5/2007 Chen 81/60

(21) Appl. No.: **29/272,249**
(22) Filed: **Feb. 5, 2007**

* cited by examiner

Primary Examiner—Cathron Brooks
Assistant Examiner—Barbara Fox
(74) *Attorney, Agent, or Firm*—Rosenberg, Klein & Lee

(51) **LOC (8) Cl.** **08-02**
(52) **U.S. Cl.** **D8/107**
(58) **Field of Classification Search** D8/107,
D8/45, 25, 61, 64–69, 98–99, 303, 312, 14.1,
D8/14, 75–80, 82–87, 21–29, 33, 101, 10,
D8/7; 81/19–23, 26, 60, 177.1, 177.8, 177 M,
81/177 N, 177 G, 177.9, 62, 489, 417, 110.1,
81/421, 422, 426, 430, 431; 16/110.1, 421,
16/422, 426, 430, 431, 436–440, DIG. 19;
30/166 R, 340, 143, 169, 167, 289, 294,
30/125, 392–394, 514, 517

(57) **CLAIM**

The ornamental design for a hand tool grip, as shown and described.

See application file for complete search history.


DESCRIPTION

FIG. 1 is a perspective view of a hand tool grip showing my new design;
FIG. 2 is a front elevational view thereof;
FIG. 3 is a rear elevational view thereof;
FIG. 4 is a left side view thereof;
FIG. 5 is a right side view thereof;
FIG. 6 is a top plain view thereof; and,
FIG. 7 is a bottom plain view thereof.

(56) **References Cited**
U.S. PATENT DOCUMENTS

D332,034 S * 12/1992 Viemeister D7/695
D399,722 S * 10/1998 Eidsmoe et al. D8/107
D429,979 S * 8/2000 Chiang D8/25
D456,236 S * 4/2002 Norton D8/89

1 Claim, 4 Drawing Sheets






FIG. 1

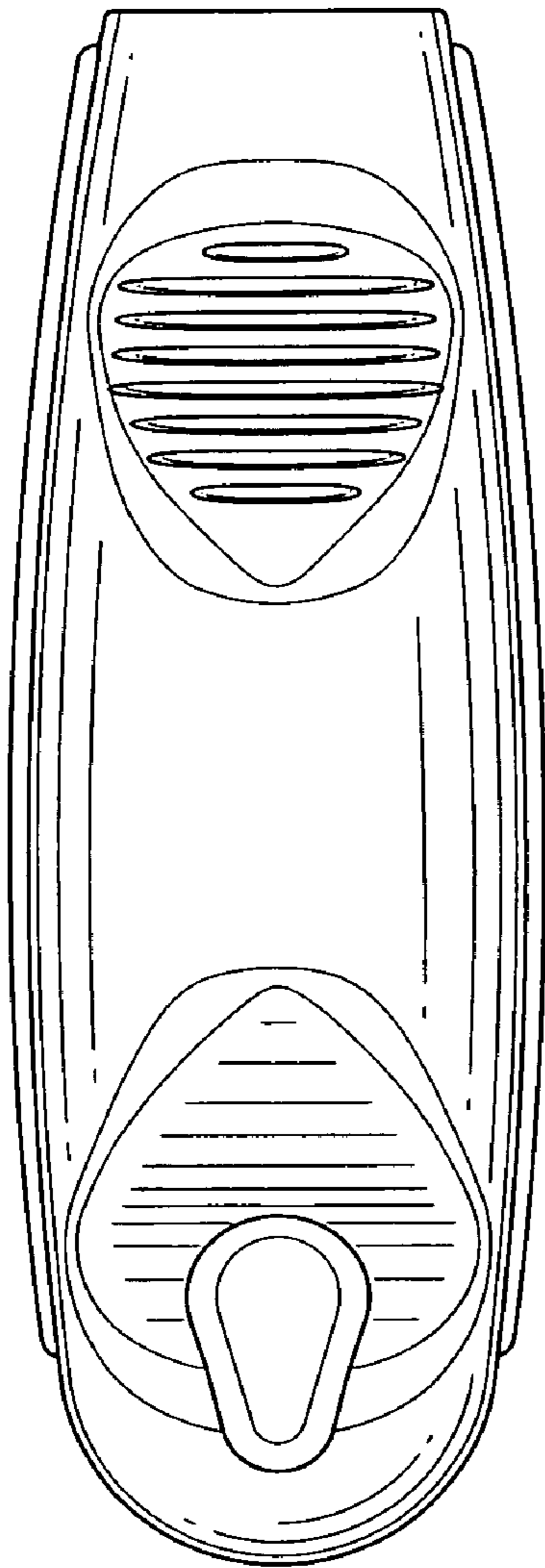


FIG. 2

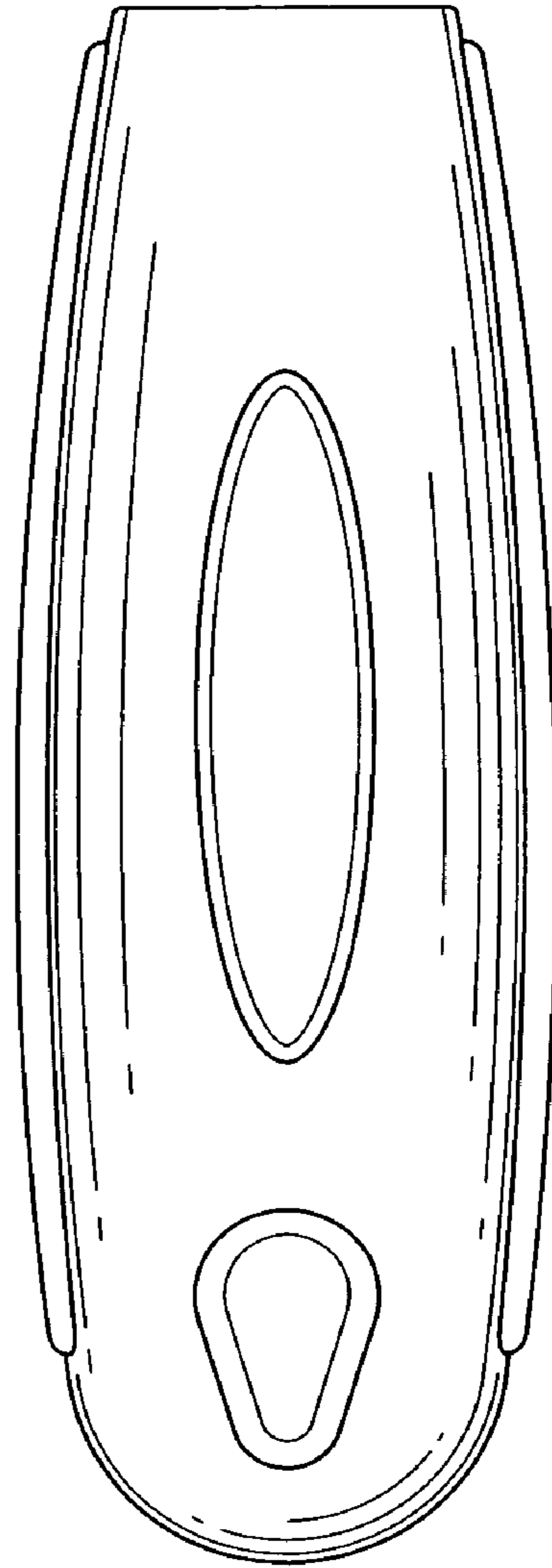


FIG. 3




FIG. 4



FIG. 5

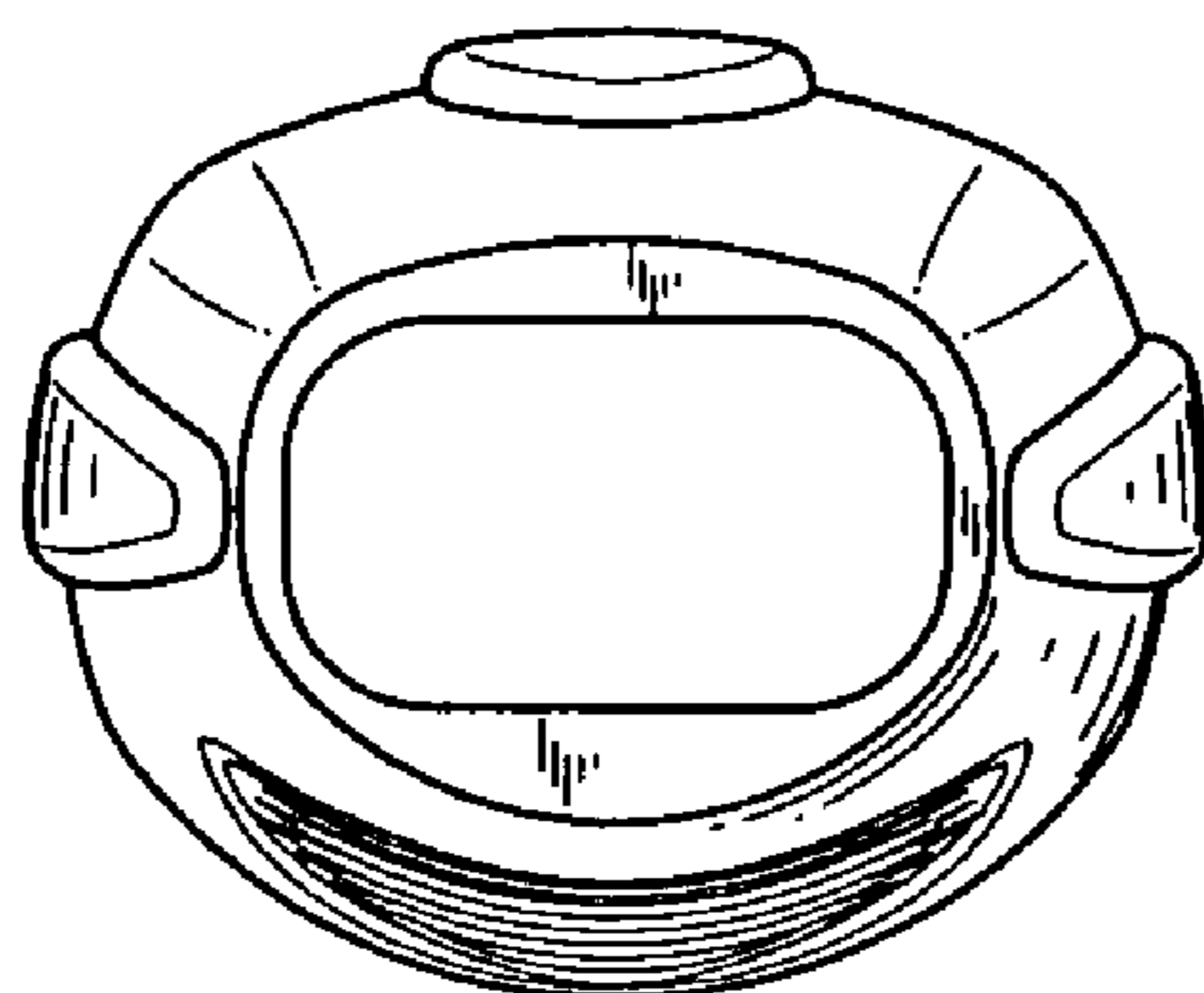


FIG. 6

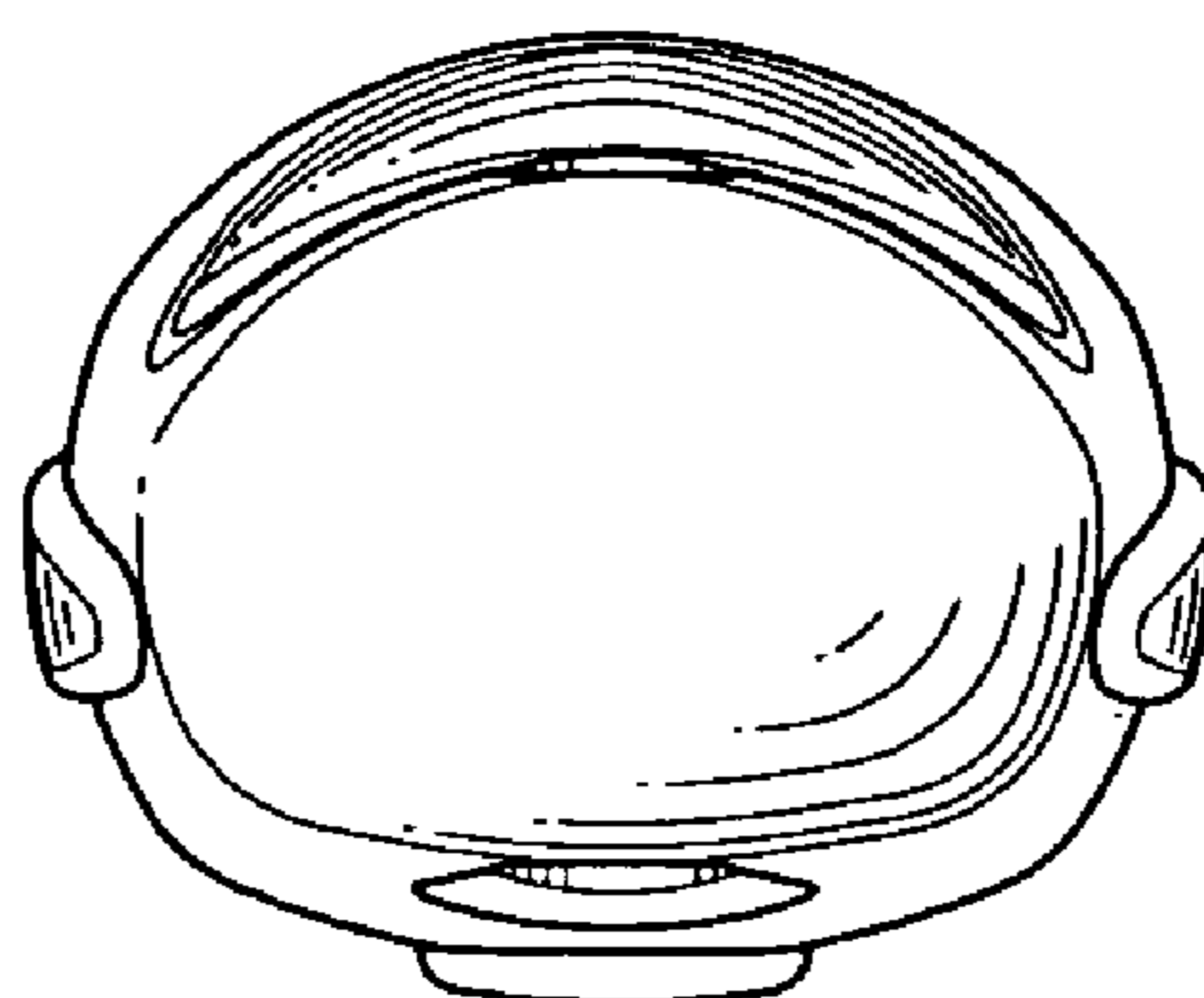


FIG. 7