



US00D562097S

(12) **United States Design Patent**  
**Baxter**

(10) **Patent No.: US D562,097 S**

(45) **Date of Patent: \*\* \*Feb. 19, 2008**

(54) **CORDLESS DRILL/DRIVER**

(75) Inventor: **Mark Baxter**, Newcastle Upon Tyne (GB)

(73) Assignee: **Black & Decker Inc.**, Newark, DE (US)

(\*) Notice: This patent is subject to a terminal disclaimer.

(\*\*) Term: **14 Years**

(21) Appl. No.: **29/247,870**

(22) Filed: **Jul. 18, 2006**

(30) **Foreign Application Priority Data**

Jan. 20, 2006 (EM) ..... 000466875

(51) **LOC (8) Cl.** ..... **08-01**

(52) **U.S. Cl.** ..... **D8/68**

(58) **Field of Classification Search** ..... D8/14.1, D8/61, 62, 63, 64, 65, 66, 67, 68, 69, 70; 81/57.11, 429, 464, 465, 466, 469, 489; 173/13, 173/104, 114, 168, 169, 170, 171, 178, 201, 173/211, 213, 217; 408/20, 124, 125, 234, 408/241 R; 451/358; 310/50; 227/8, 113, 227/114, 120, 130, 136, 142

See application file for complete search history.

(56) **References Cited**

**U.S. PATENT DOCUMENTS**

D296,072 S *	6/1988	Mochida	.....	D8/68
D322,547 S *	12/1991	Kmetz	.....	D8/68
D325,861 S *	5/1992	Saito et al.	.....	D8/68
D332,208 S	1/1993	Sakamoto et al.		
D333,960 S *	3/1993	Somers	.....	D8/68
D402,872 S	12/1998	Clowers et al.		
6,135,213 A *	10/2000	Schoeps	.....	173/169
D434,959 S *	12/2000	McCallops et al.	.....	D8/68
6,164,387 A *	12/2000	Chang	.....	173/169
D443,491 S *	6/2001	Robson	.....	D8/61
6,364,033 B1 *	4/2002	Hung et al.	.....	310/50

D467,481 S	12/2002	Watson		
D470,028 S	2/2003	Cooper		
6,547,014 B2 *	4/2003	McCallops et al.	.....	173/168
D493,801 S	8/2004	Byun		
6,836,614 B2 *	12/2004	Gilmore	.....	81/469
D517,086 S	3/2006	Siebel et al.		
D524,133 S *	7/2006	Wu	.....	D8/68
D526,872 S *	8/2006	Snider	.....	D8/68
D527,236 S *	8/2006	Wu	.....	D8/68
D531,873 S *	11/2006	Liu	.....	D8/68
D532,667 S *	11/2006	Tsai et al.	.....	D8/68
D539,109 S *	3/2007	Aglassinger	.....	D8/68
2002/0108765 A1 *	8/2002	McCallops et al.	.....	173/169

**FOREIGN PATENT DOCUMENTS**

DE	M88 03 569	7/1990
DE	M89 03 797	8/1990
DE	M91 06 921	3/1992
DE	M94 09 106	5/1995
DE	M95 00 751	7/1995
DE	M97 01 649	10/1997
DE	498 07 545	2/1999

(Continued)

*Primary Examiner*—T. Chase Nelson  
(74) *Attorney, Agent, or Firm*—Bruce S. Shapiro; John Yun; Wesley W. Muller

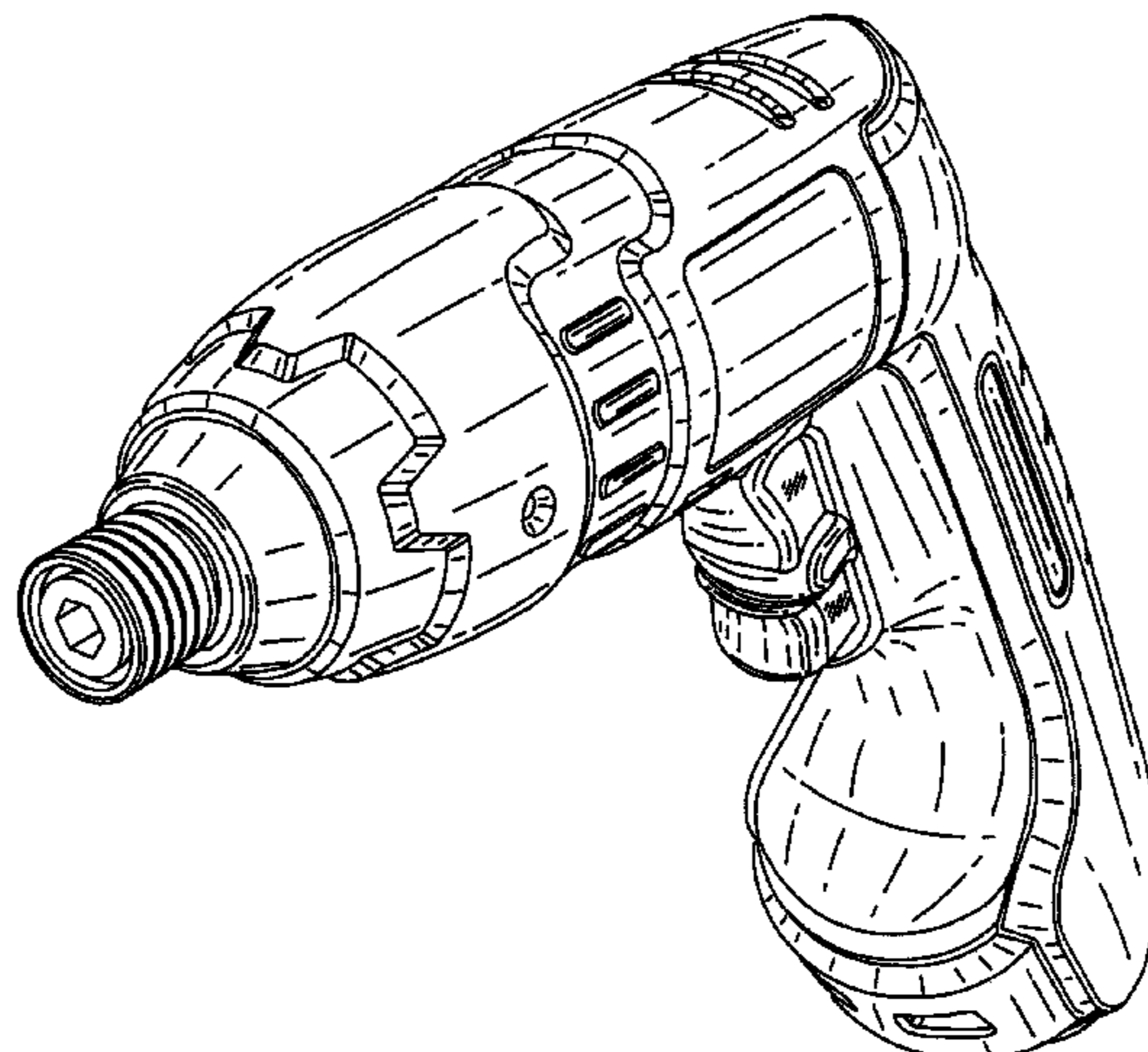
(57) **CLAIM**

The ornamental design for a cordless drill/driver, as shown and described.

**DESCRIPTION**

FIG. 1 is a front/left perspective view of my new design.  
FIG. 2 is a left side elevational view thereof.  
FIG. 3 is a right side elevational view thereof.  
FIG. 4 is a front view thereof.  
FIG. 5 is a rear view thereof.  
FIG. 6 is a top plan view thereof; and,  
FIG. 7 is a bottom plan view thereof.

**1 Claim, 5 Drawing Sheets**



# US D562,097 S

Page 2

---

FOREIGN PATENT DOCUMENTS		
DE	499 02 246	10/1999
DE	499 07 986	1/2000
DE	400 04 019	8/2000
DE	400 05 042	8/2000
DE	401 01 678	8/2001
DE	401 06 107	11/2001
DE	401 06 193	1/2002
DE	402 09 961	4/2003
DE	402 00 758	10/2003
DE	40502224.7	8/2005
FR	DM/052730	10/2000
FR	DM/054790	3/2001
GB	1019789 S	* 11/1983
GB	2010641	* 5/1990

\* cited by examiner

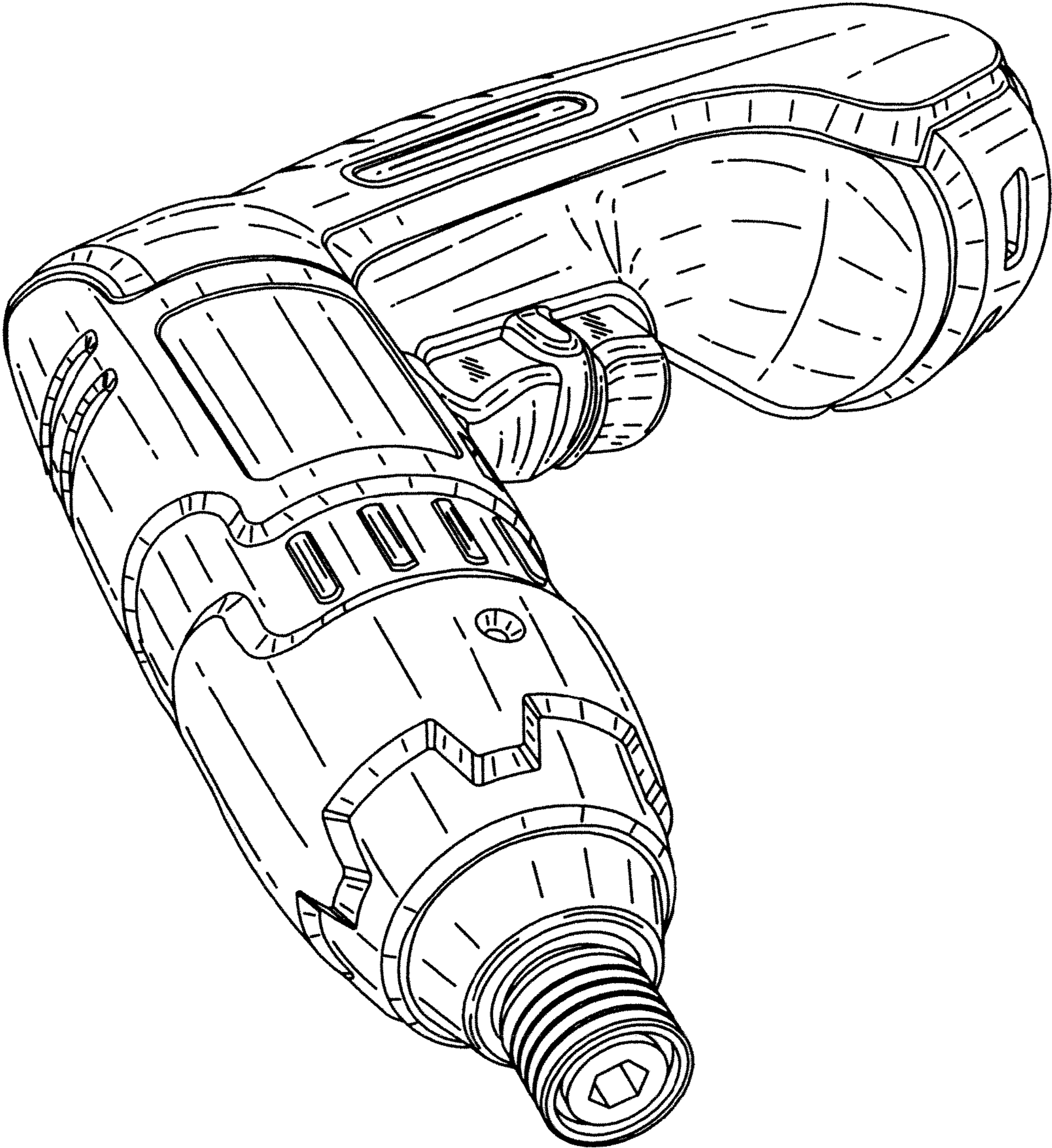


FIG.1

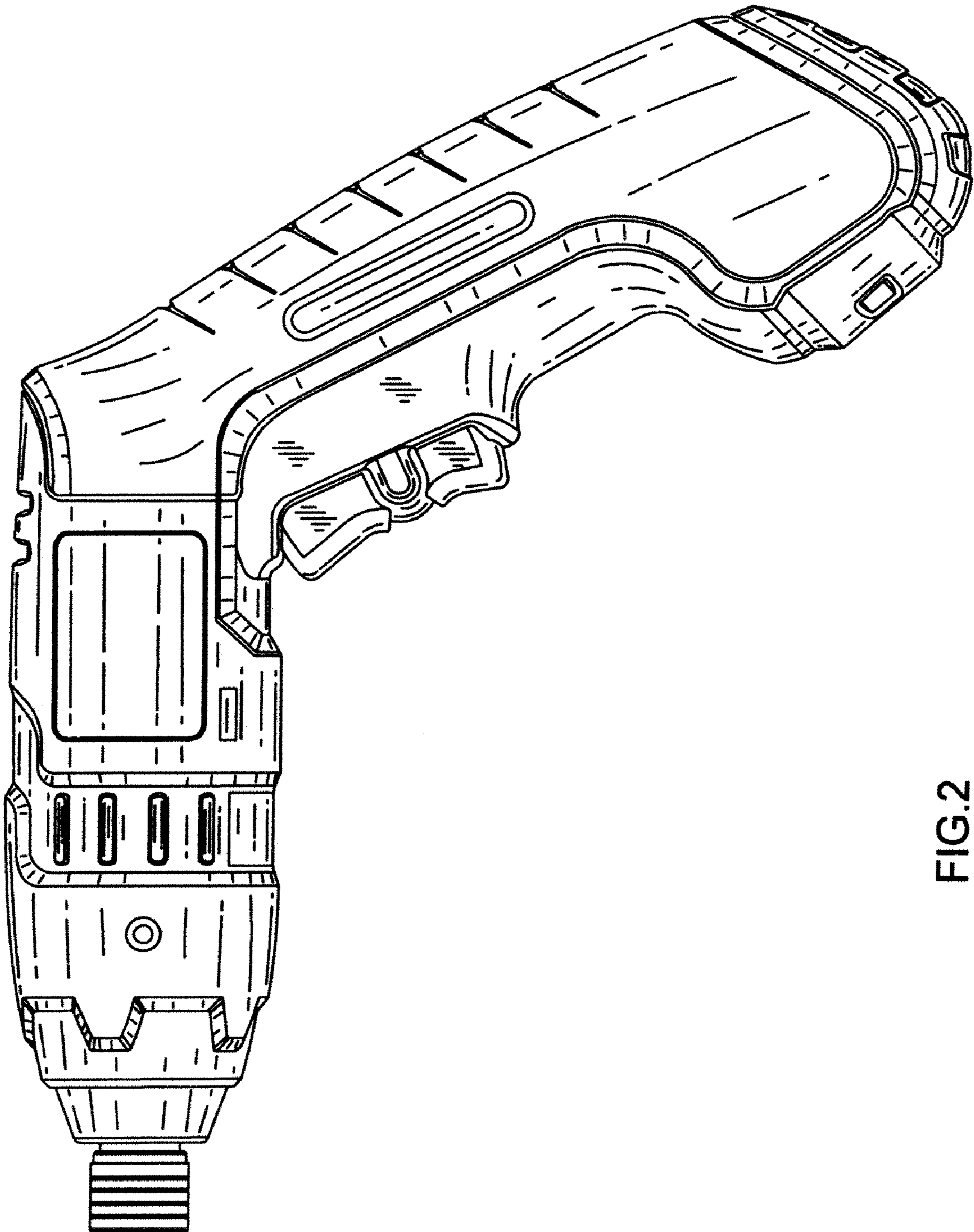


FIG.2

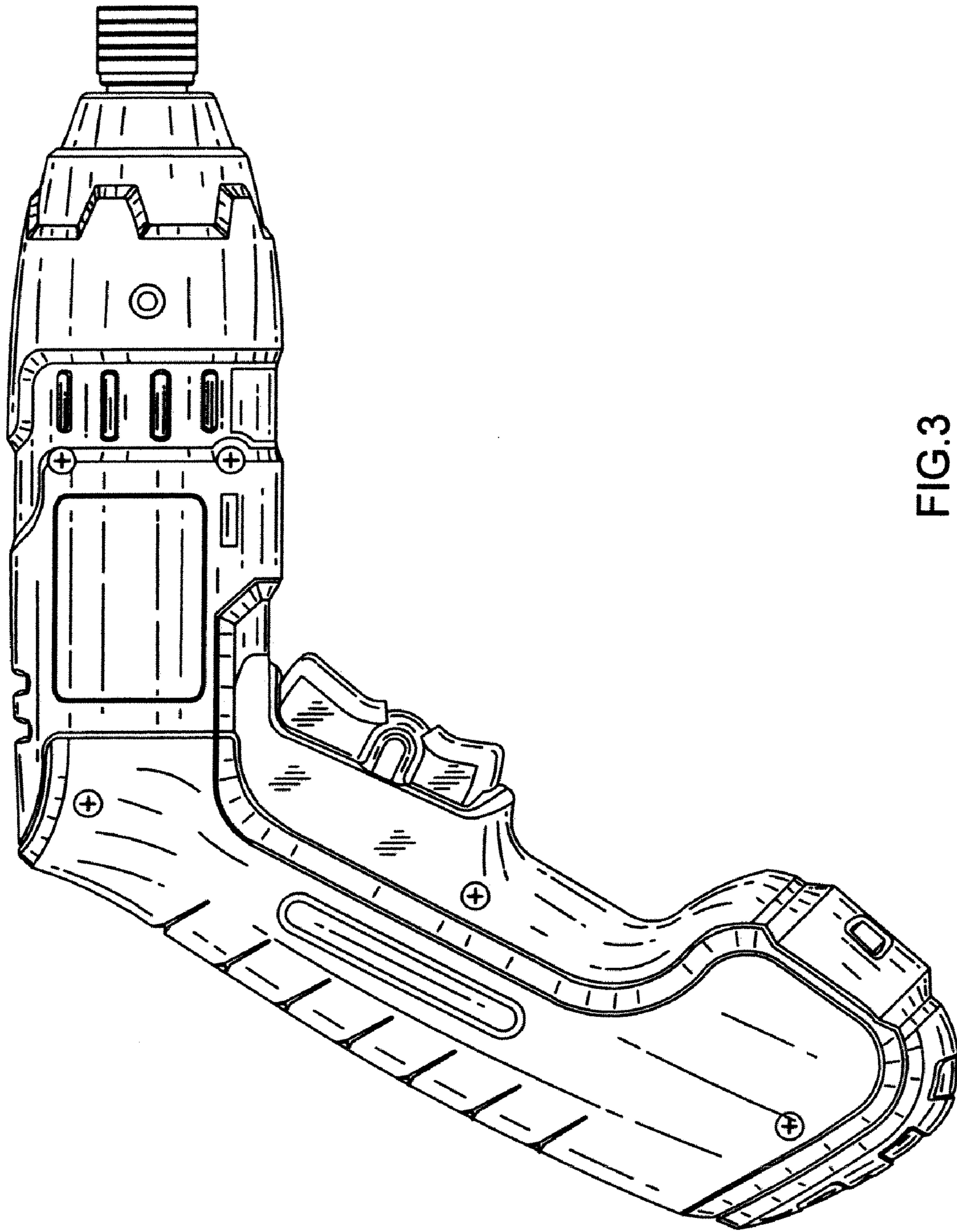


FIG.3

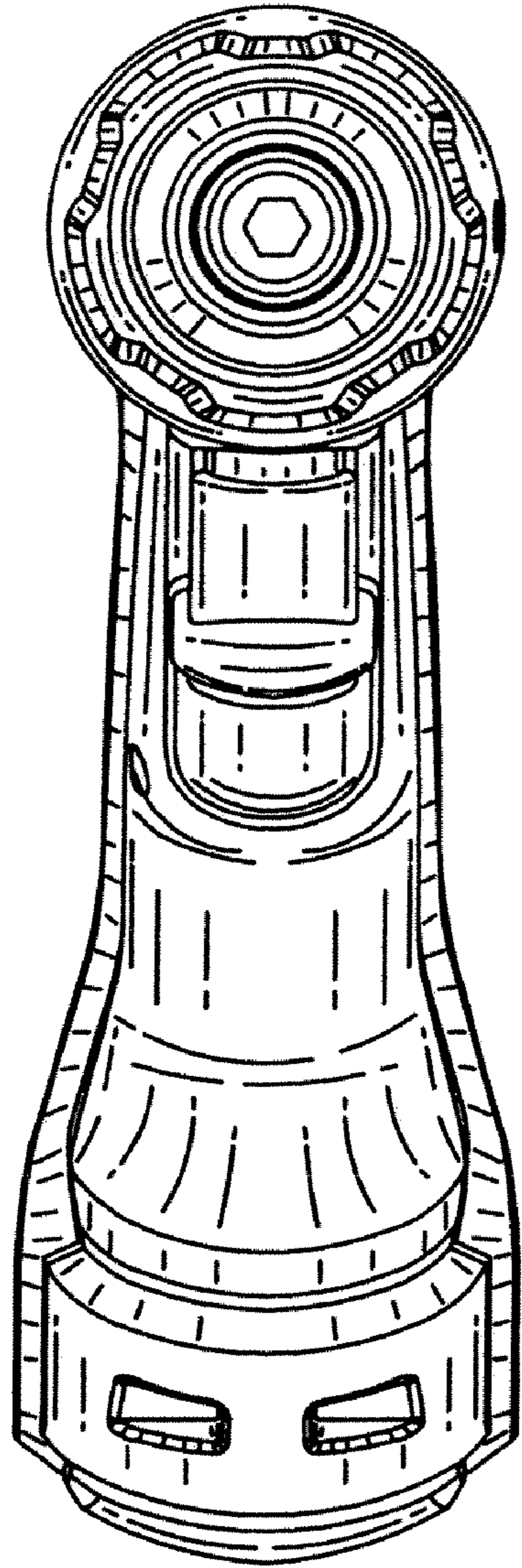


FIG.4

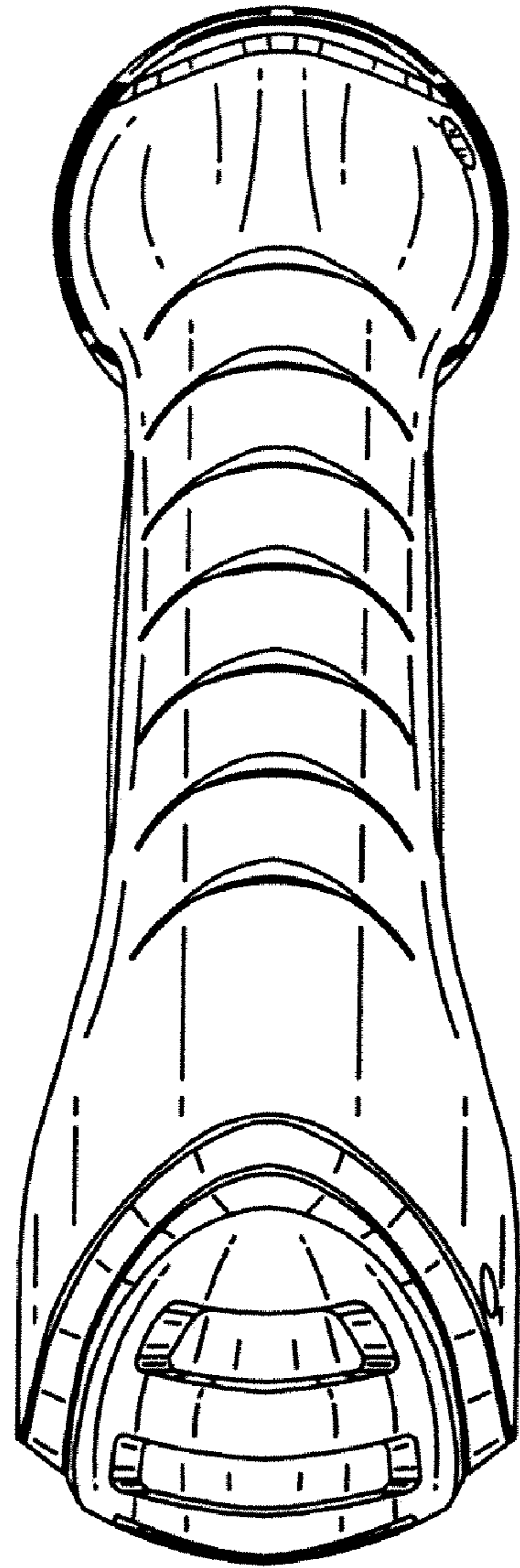


FIG.5

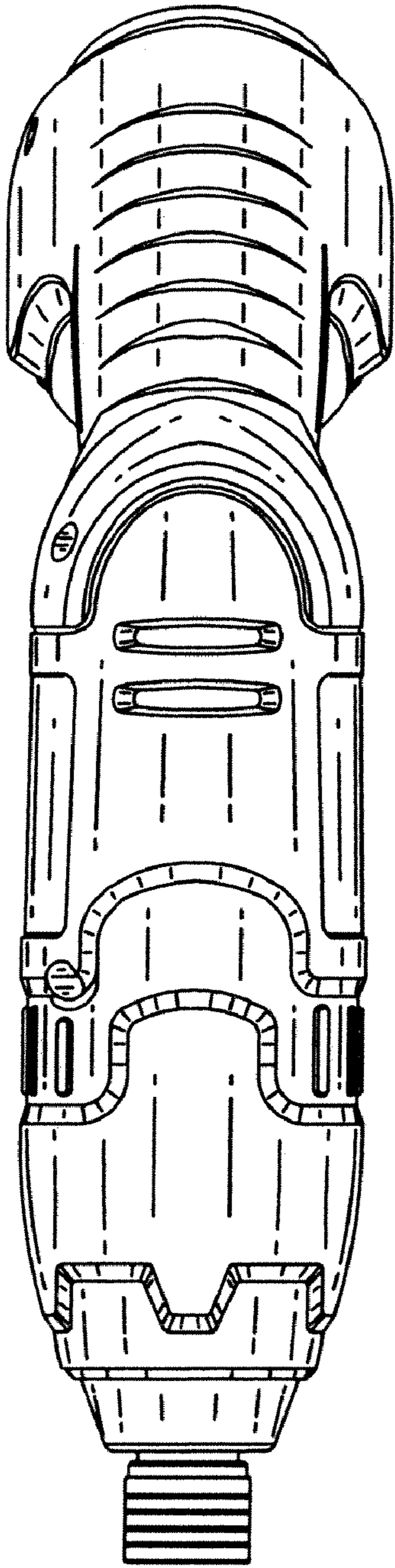


FIG. 6

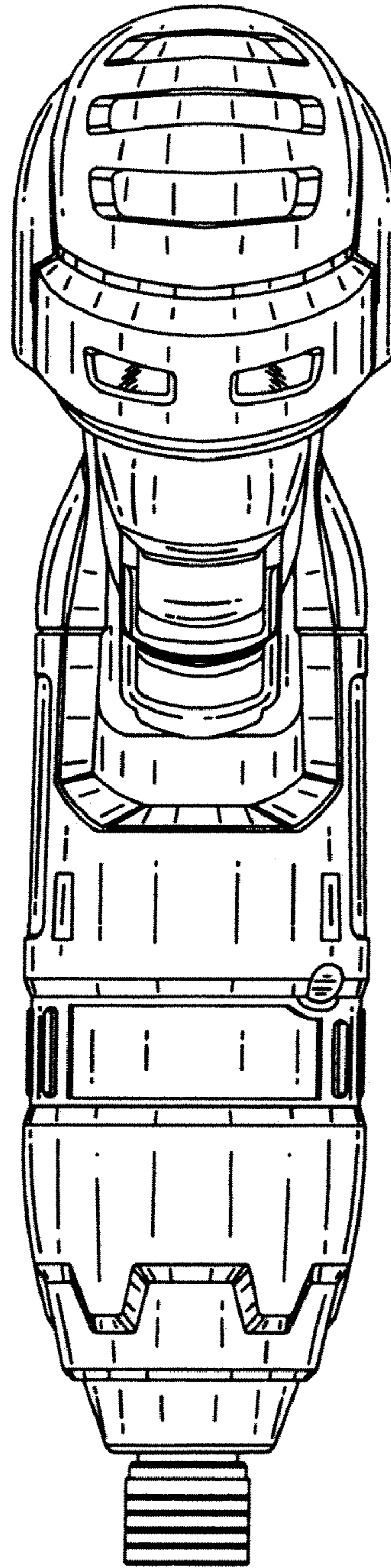


FIG. 7