



US00D562093S

(12) **United States Design Patent**  
**Wu**

(10) **Patent No.:** **US D562,093 S**

(45) **Date of Patent:** **\*\* Feb. 19, 2008**

(54) **ELECTRONIC TORQUE WRENCH**

D520,309 S \* 5/2006 Hsien ..... D8/25  
D533,038 S \* 12/2006 Hsu ..... D8/24

(75) Inventor: **Yi-Min Wu**, Taichung (TW)

\* cited by examiner

(73) Assignee: **Matatakitoyo Tool Co., Ltd.**, Taichung (TW)

*Primary Examiner*—Raphael Barkai  
*Assistant Examiner*—Randall H Gholson  
(74) *Attorney, Agent, or Firm*—Banger Shia

(\*\*) Term: **14 Years**

(21) Appl. No.: **29/280,959**

(57) **CLAIM**

(22) Filed: **Jun. 11, 2007**

I claim the ornamental design for an electronic torque wrench, as shown and described.

(51) **LOC (8) Cl.** ..... **08-05**

(52) **U.S. Cl.** ..... **D8/24**

(58) **Field of Classification Search** ..... D8/17,  
D8/21–29, 105, 107, 52, 55; 81/124.2, 125,  
81/125.1, 176.1, 176.2, 177.1, 177.2, 177.3,  
81/177.85, 124.3, 124.7, 176.3, 58.3, 300,  
81/58.1, 60, 63.1, 121.7, 436, 437, 165, 418,  
81/166, 168, 169, 170, 179, 160, 3.57, 3.55,  
81/58.4, 186; 140/119; 16/422, 429  
See application file for complete search history.

**DESCRIPTION**

FIG. 1 is a perspective view of an electronic torque wrench, showing my new design;

FIG. 2 is a front elevational view thereof;

FIG. 3 is a rear elevational view thereof;

FIG. 4 is a left side elevational view thereof;

FIG. 5 is a right side elevational view thereof;

FIG. 6 is a top plan view thereof; and

FIG. 7 is a bottom plan view thereof; and,

FIG. 8 is a perspective view showing the claimed design in a usage condition.

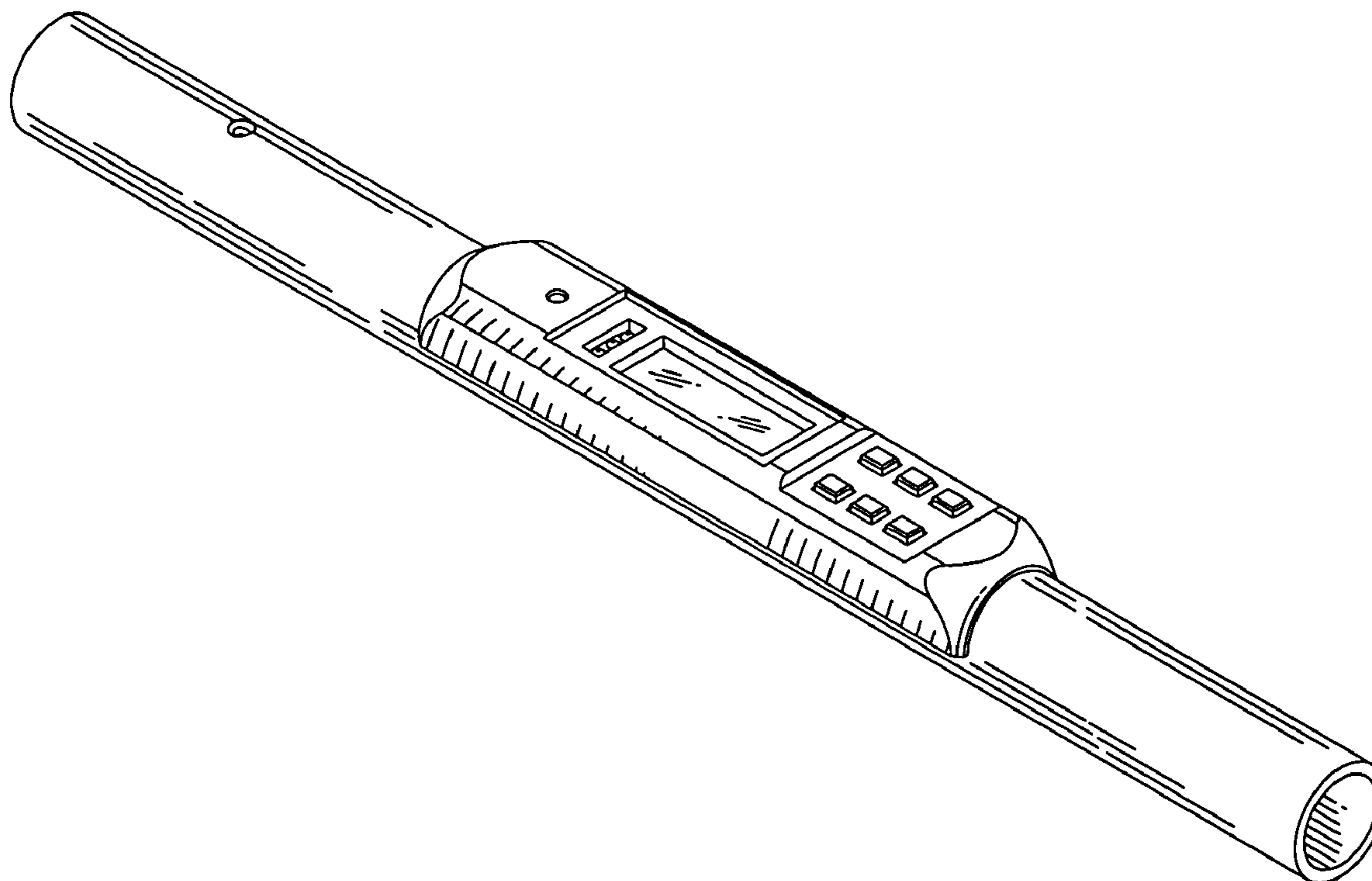
The broken lines shown in the drawings is included for the purpose of illustration and forms no part of the claimed design.

(56) **References Cited**

U.S. PATENT DOCUMENTS

D244,829 S *	6/1977	Lehoczky et al.	.....	D8/24
D281,854 S *	12/1985	Grabovac	.....	D8/24
D282,815 S *	3/1986	Grabovac	.....	D8/24
D286,973 S *	12/1986	Grabovac	.....	D8/24
6,167,788 B1 *	1/2001	Schonberger et al.	.....	81/467
6,234,051 B1 *	5/2001	Bareggi	.....	81/479

**1 Claim, 8 Drawing Sheets**



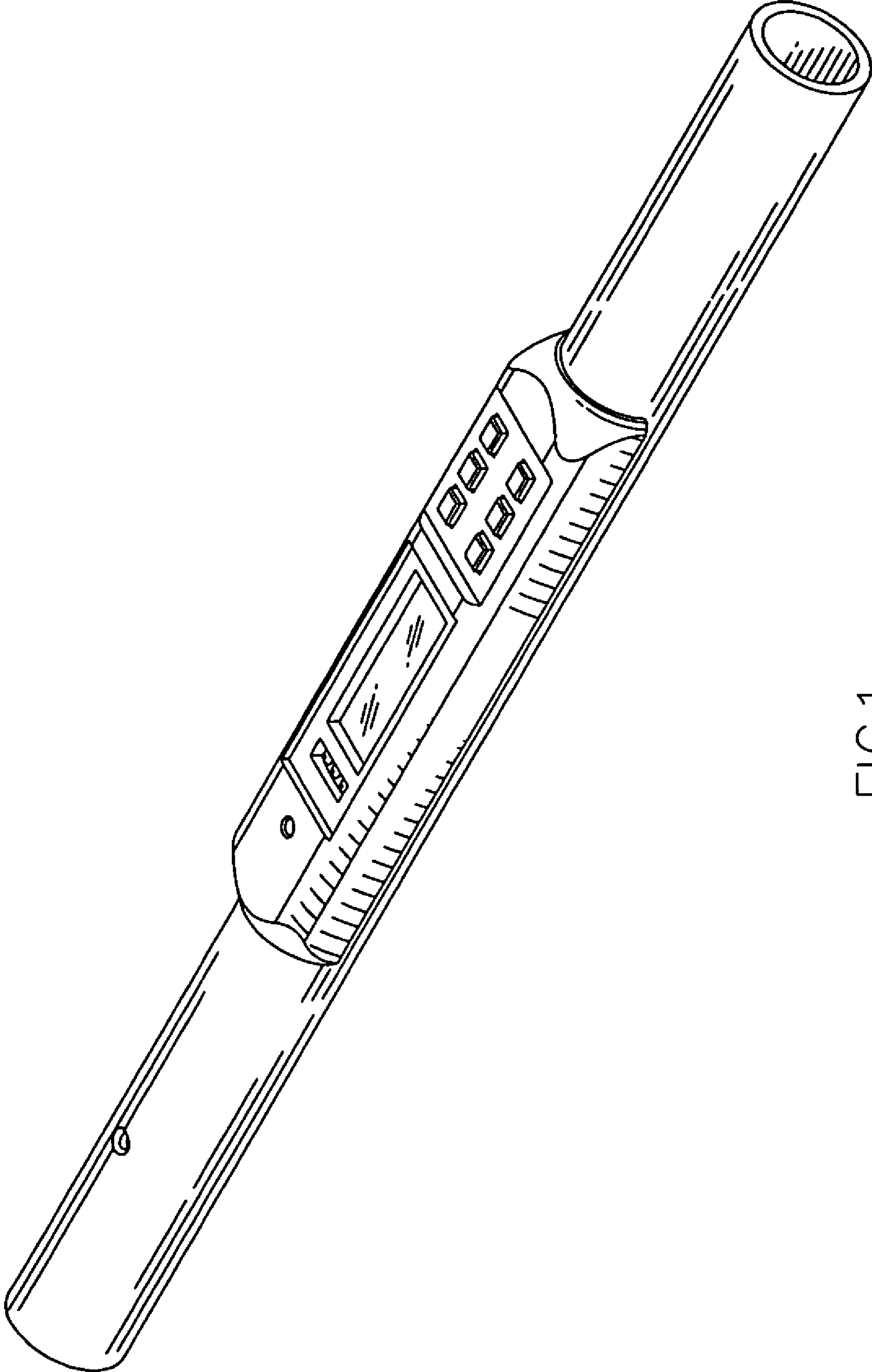


FIG.1




FIG. 2




FIG. 3

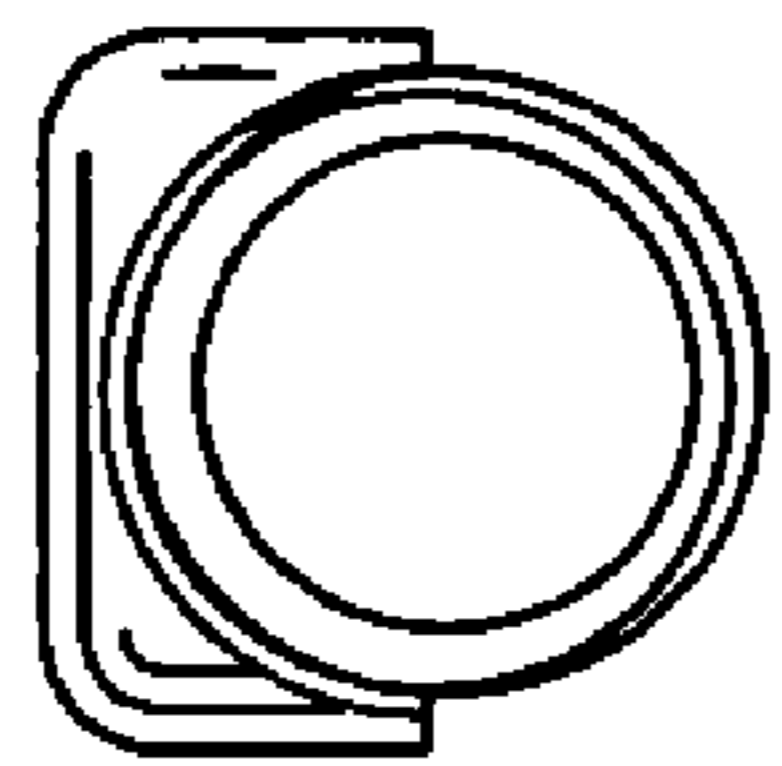


FIG.4

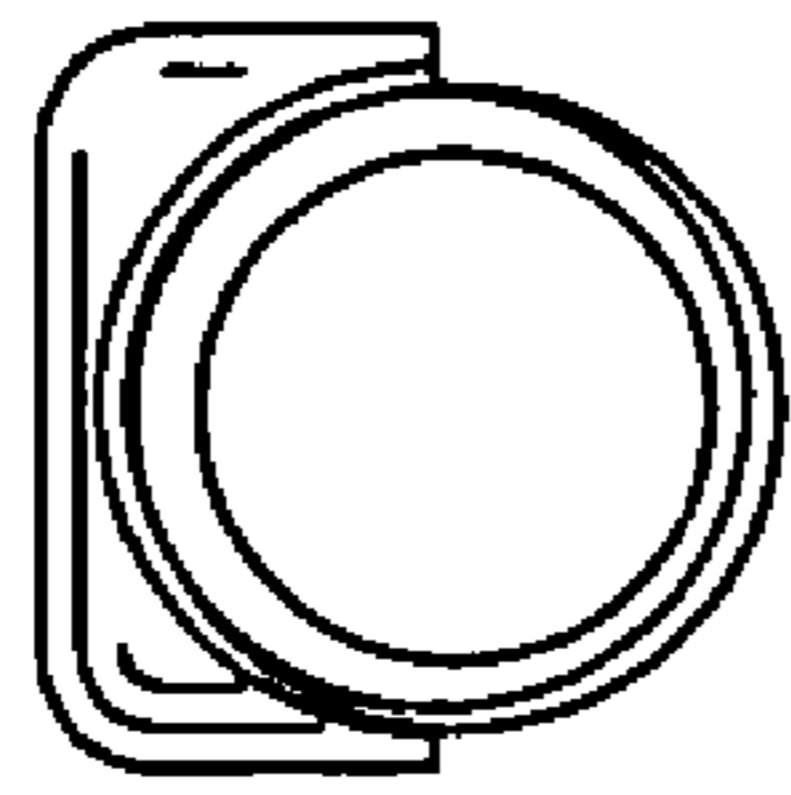


FIG.5

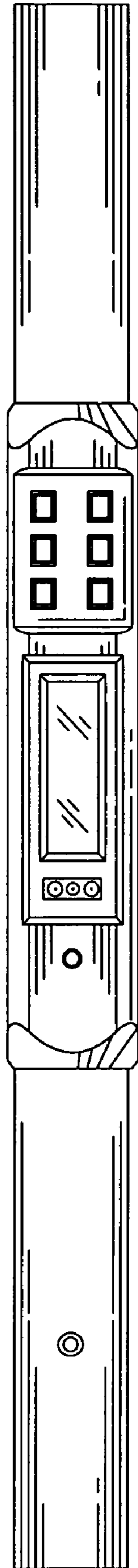


FIG.6

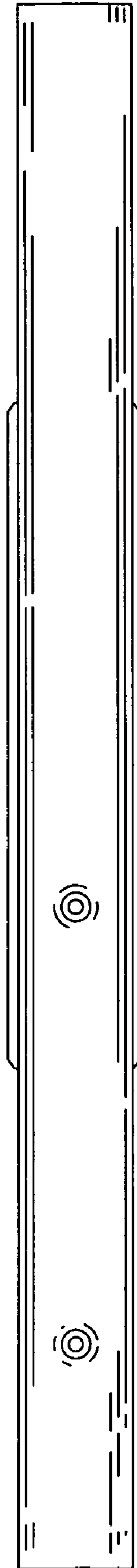


FIG. 7



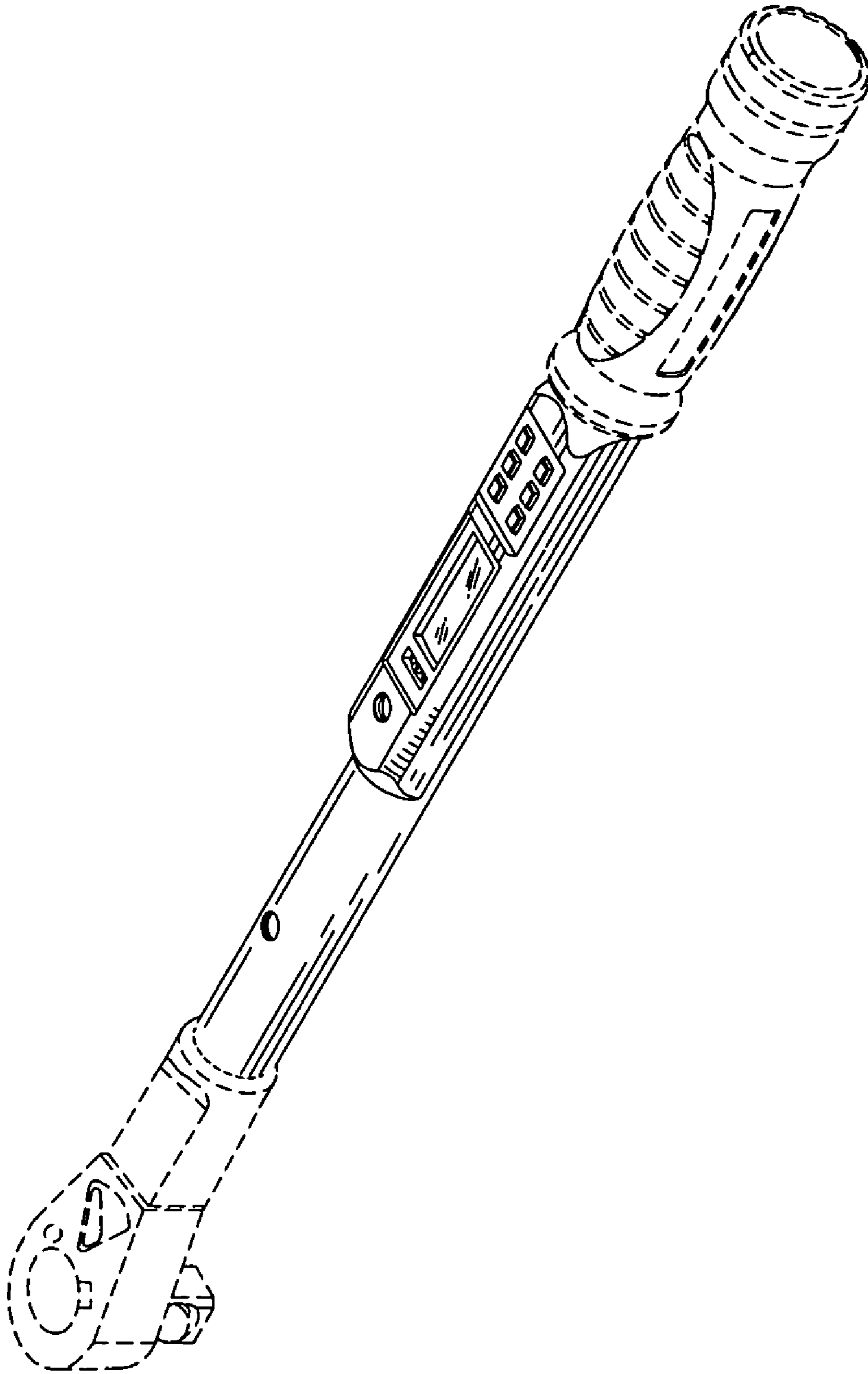


FIG. 8