

US00D562087S

(12) **United States Design Patent**
Kalogroulis et al.

(10) **Patent No.:** **US D562,087 S**

(45) **Date of Patent:** **** Feb. 19, 2008**

(54) **SPICE MILL**

6,663,031 B2 * 12/2003 Henderson et al. 241/169.1
6,830,206 B2 * 12/2004 Yang 241/169.1
7,007,875 B2 * 3/2006 Cheng 241/169.1

(75) Inventors: **Alexander Joseph Kalogroulis**,
Coulsdon (GB); **Matthew Edward**
White, Balcombe (GB)

* cited by examiner

(73) Assignee: **Daka Research Inc.**, Tortolla (VG)

Primary Examiner—Terry A Wallace

(**) Term: **14 Years**

(74) *Attorney, Agent, or Firm*—Curtis L. Harrington; Kathy
E. Harrington; Harrington & Harrington

(21) Appl. No.: **29/285,238**

(57) **CLAIM**

(22) Filed: **Mar. 22, 2007**

The ornamental design for an spice mill, as shown and
described.

(51) **LOC (8) Cl.** **07-04**

(52) **U.S. Cl.** **D7/679**

(58) **Field of Classification Search** D7/679,
D7/590–598, 372, 373; 241/168, 169, 169.1,
241/169.2

DESCRIPTION

See application file for complete search history.

FIG. 1 is a front perspective view of the spice mill with end
structures shown in dashed line format and forming no part
of the invention hereof;

(56) **References Cited**

FIG. 2 is a front view;

U.S. PATENT DOCUMENTS

FIG. 3 right side view, the left side view being a mirror
image of the right side view;

5,007,592 A * 4/1991 Poncy 241/169.1
5,022,591 A * 6/1991 Sanders 241/169.1
5,176,329 A * 1/1993 De Coster et al. 241/169.1
5,865,384 A * 2/1999 Pai 241/93
6,550,706 B2 * 4/2003 Lee et al. 241/169.1

FIG. 4 is a back view;

FIG. 5 is a bottom view; and,

FIG. 6 is a top view.

1 Claim, 3 Drawing Sheets

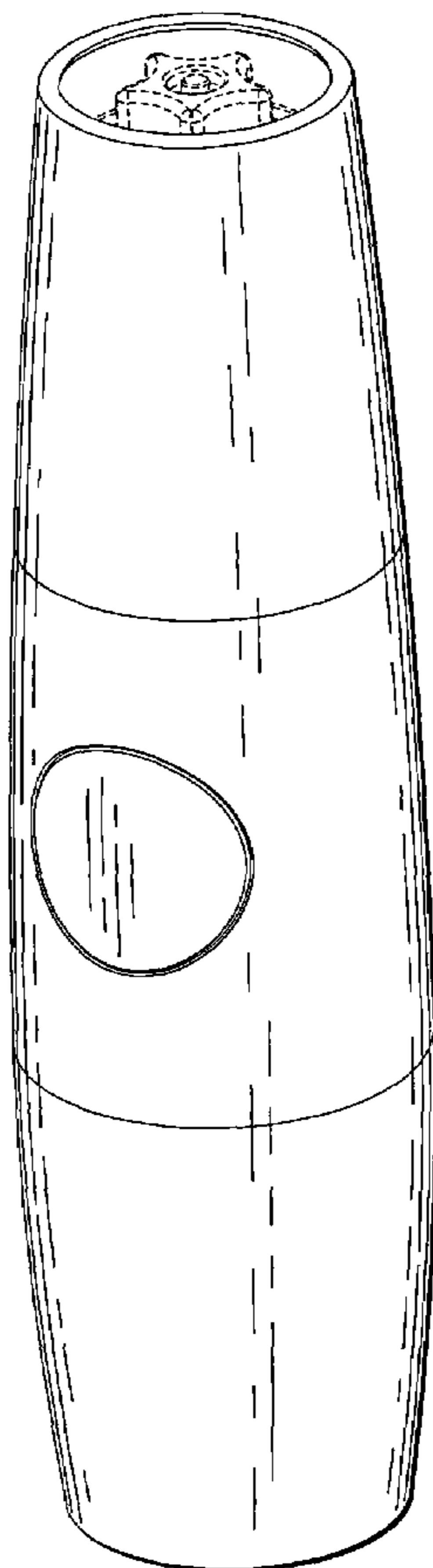


Fig.1

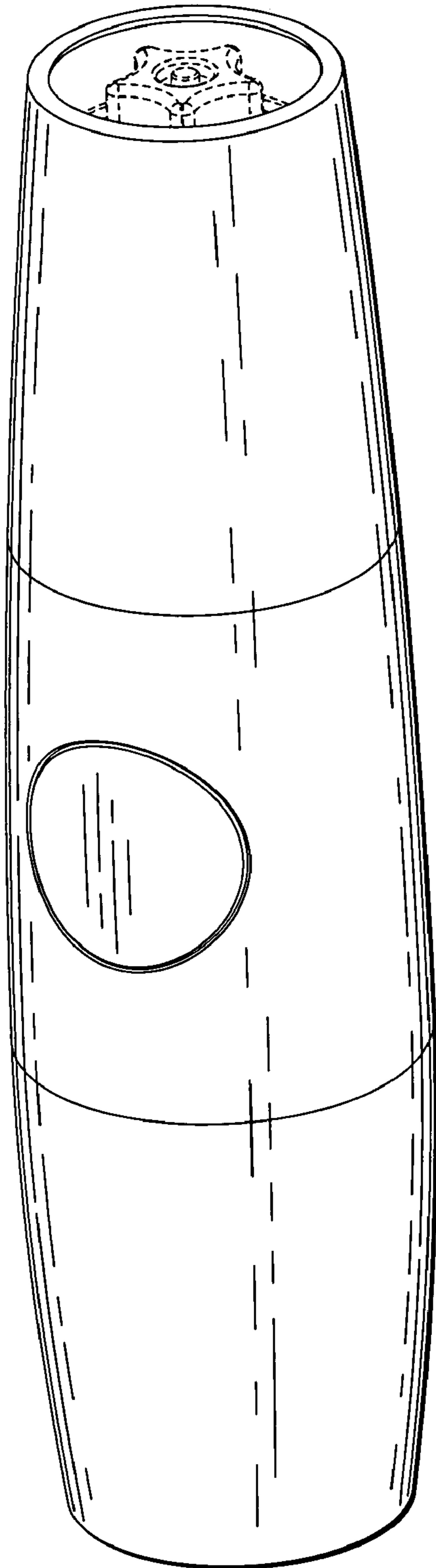


Fig.2

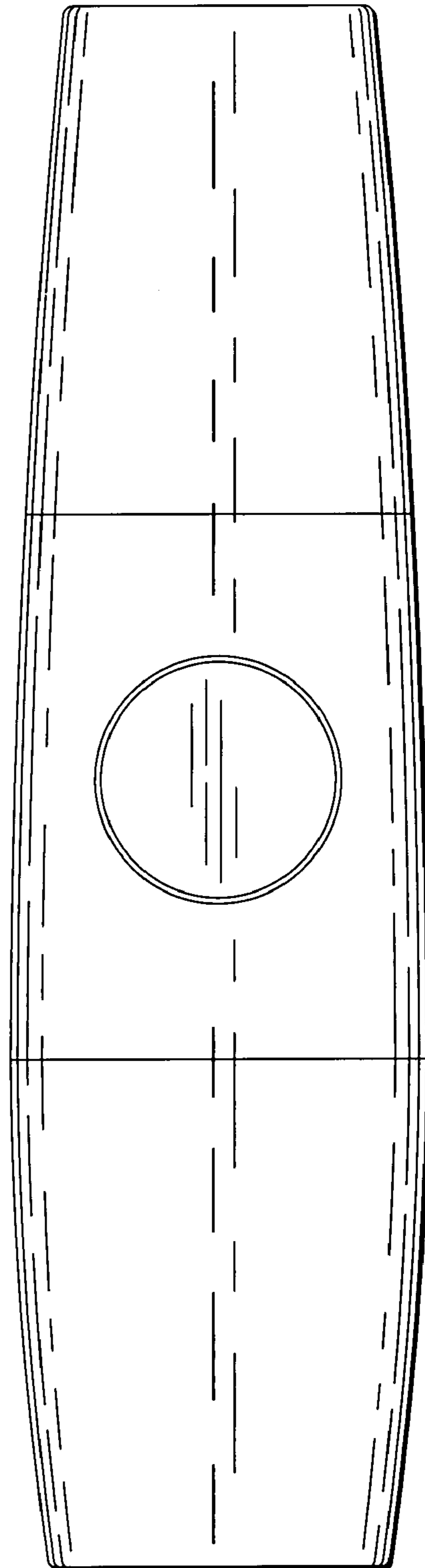


Fig.3

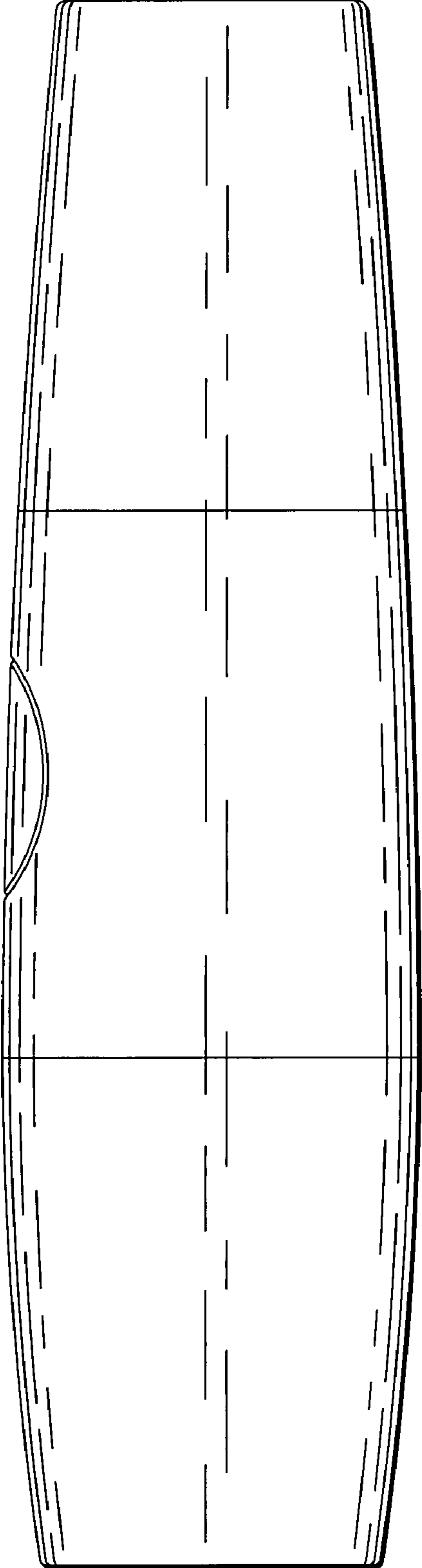


Fig.4

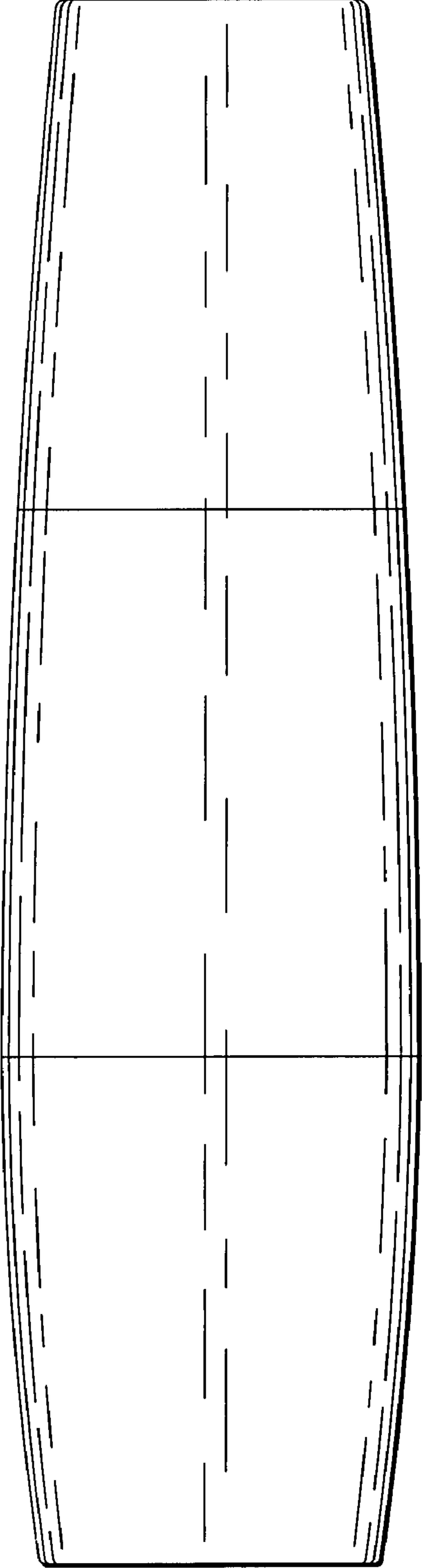


Fig.5

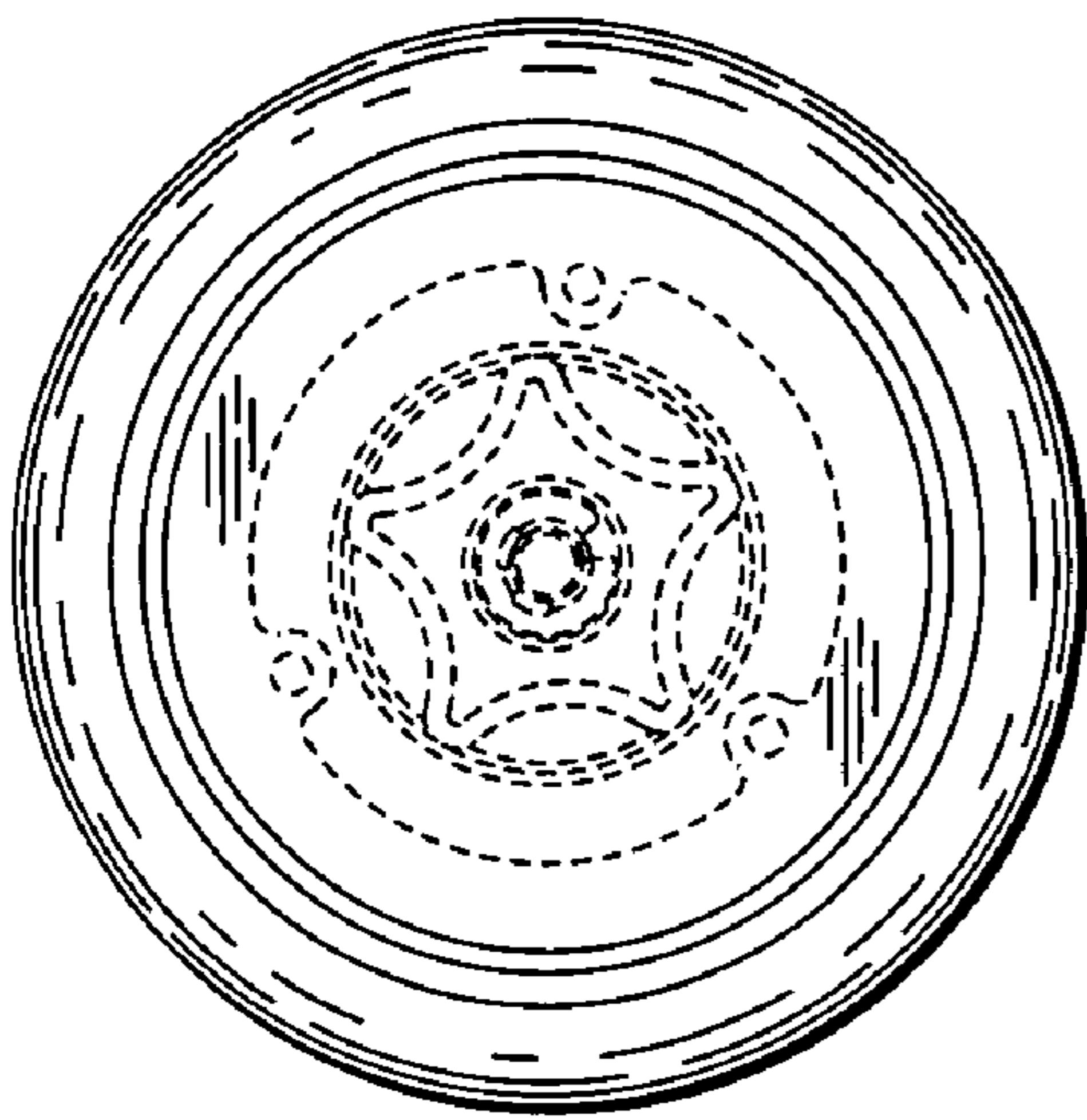


Fig.6

