



US00D562082S

(12) **United States Design Patent**
Ehrenhaus et al.

(10) **Patent No.:** **US D562,082 S**

(45) **Date of Patent:** **** Feb. 19, 2008**

(54) **TOMATO KEEPER**

(75) Inventors: **Rich Ehrenhaus**, New York, NY (US);
Colin F. Gentle, Brooklyn, NY (US)

(73) Assignee: **Hutzler Manufacturing Co., Inc.**,
Canaan, CT (US)

(**) Term: **14 Years**

(21) Appl. No.: **29/278,011**

(22) Filed: **Mar. 16, 2007**

(51) **LOC (8) Cl.** **07-01**

(52) **U.S. Cl.** **D7/628**

(58) **Field of Classification Search** D7/628,
D7/506, 539, 544; D9/643-645; 206/457;
220/780-799, 805

See application file for complete search history.

(56) **References Cited**

U.S. PATENT DOCUMENTS

D103,032 S * 2/1937 Buma D7/502
2,830,731 A * 4/1958 Munao 222/78
D193,690 S * 9/1962 Hayes D9/645
D273,652 S * 5/1984 Lederman et al. D7/539

4,795,033 A * 1/1989 Duffy 206/457
D334,865 S * 4/1993 Munch D7/539
D420,915 S * 2/2000 Reidenbach D9/645
D442,834 S * 5/2001 Perez D7/628

* cited by examiner

Primary Examiner—Terry A Wallace

(74) *Attorney, Agent, or Firm*—Michael J. Striker

(57) **CLAIM**

The ornamental design for a tomato keeper, as shown and described.

DESCRIPTION

FIG. 1 is a perspective view of a tomato keeper showing our new design;

FIG. 2 is a top view thereof;

FIG. 3 is a side view thereof;

FIG. 4 is the opposite side view of FIG. 3 thereof;

FIG. 5 is a front view thereof; which is a mirror image of the rear view thereof; and,

FIG. 6 is a bottom view thereof.

1 Claim, 2 Drawing Sheets




FIG. 1





FIG. 2

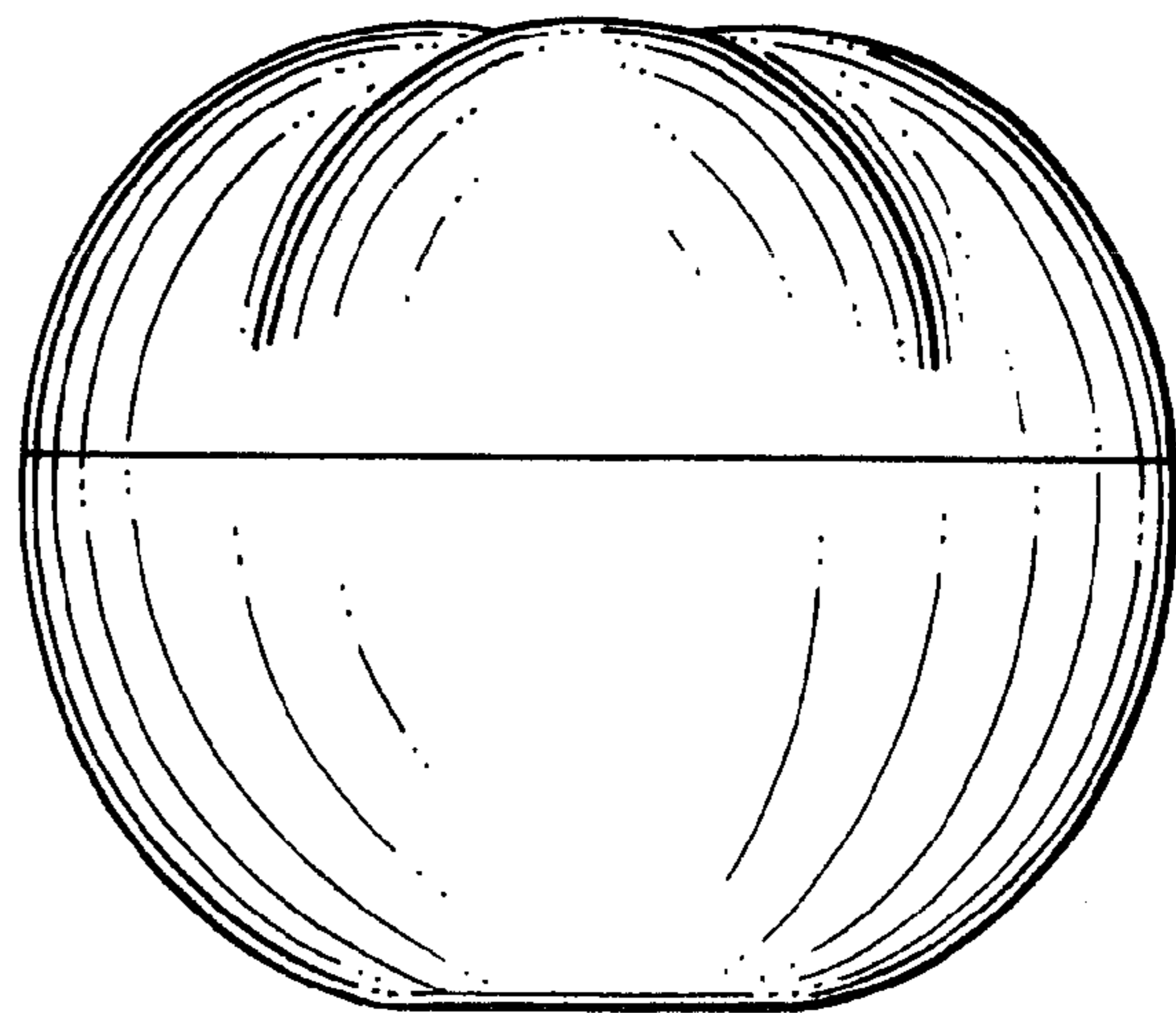


FIG. 3

FIG. 4

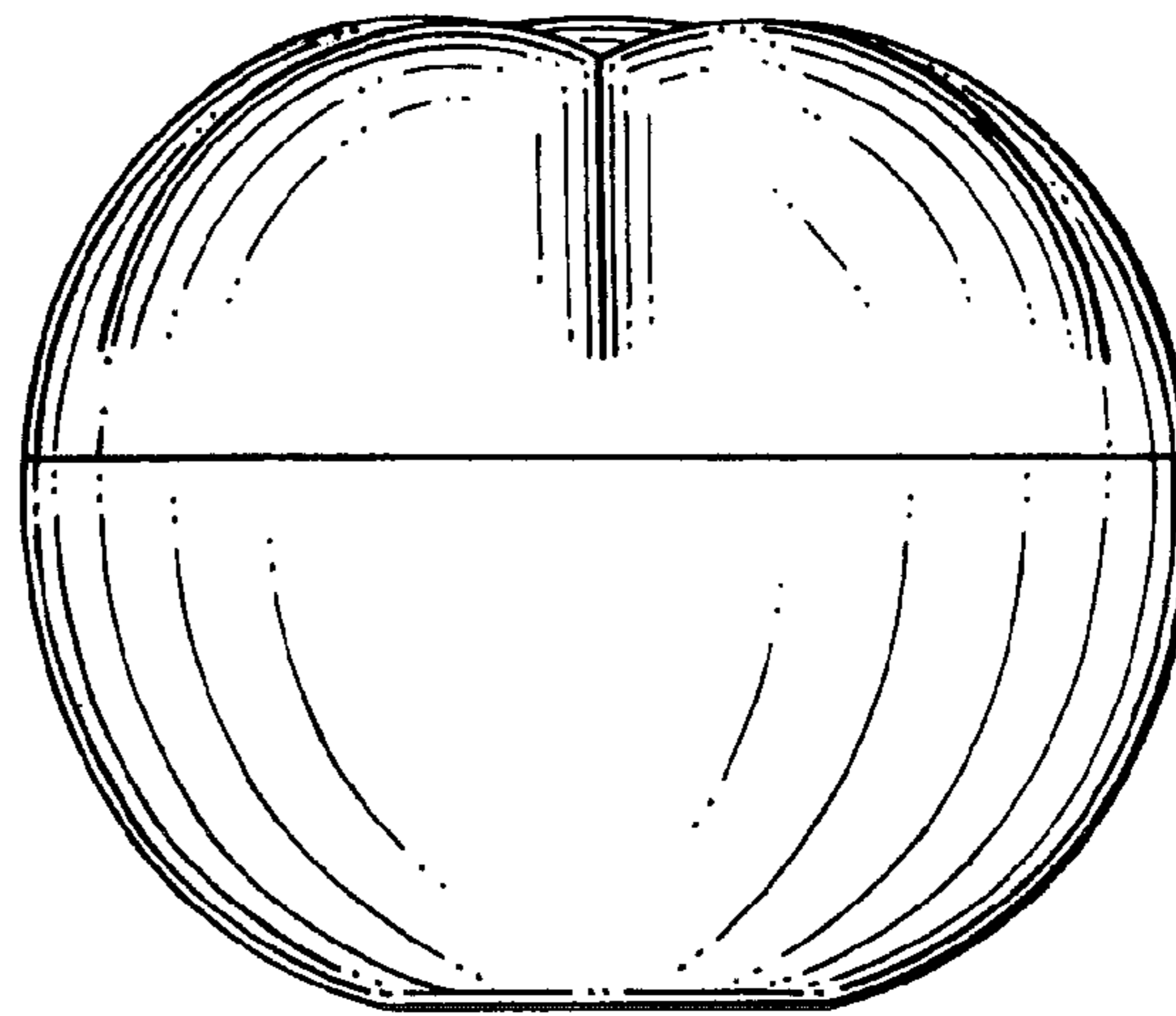
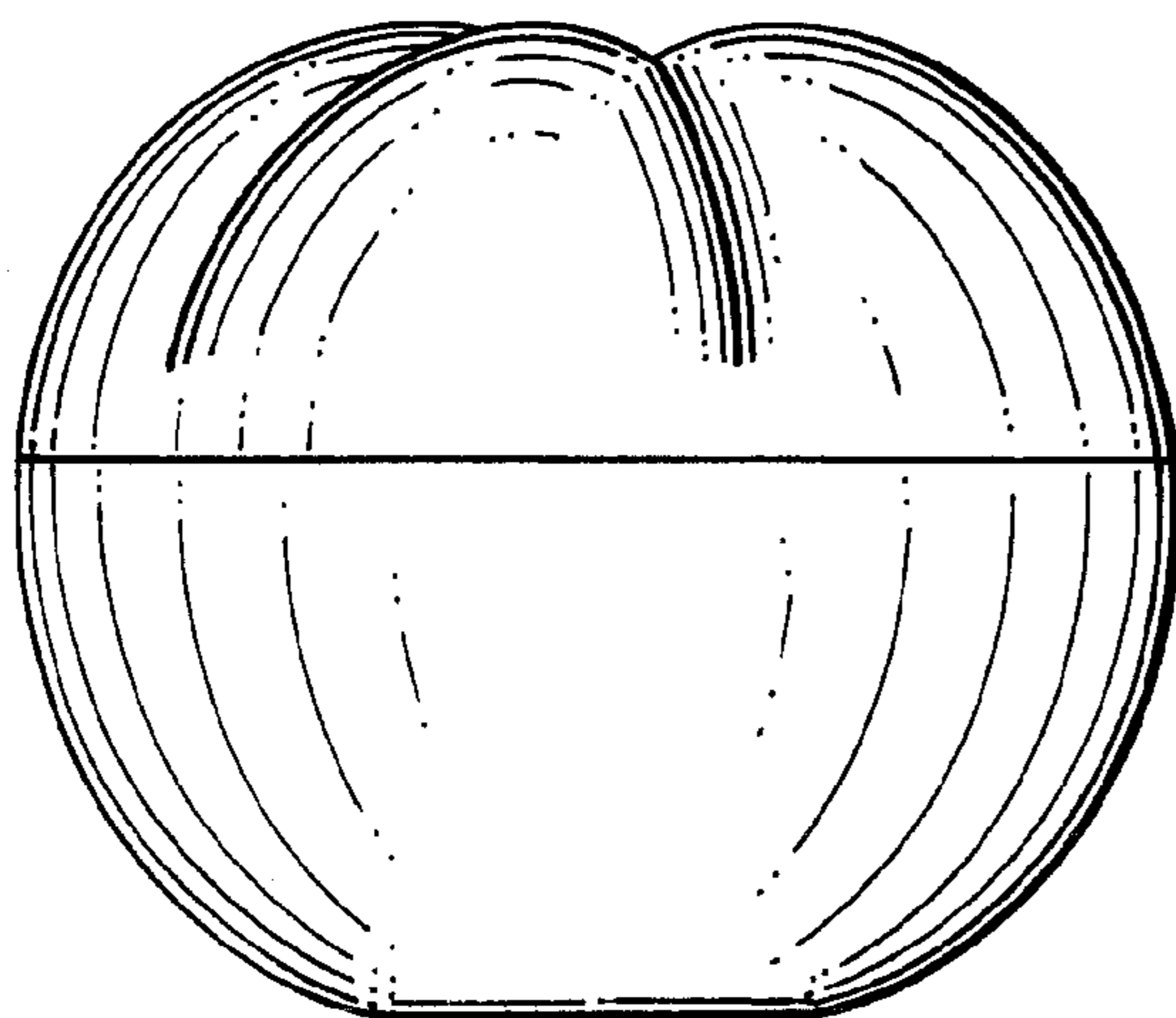


FIG. 5

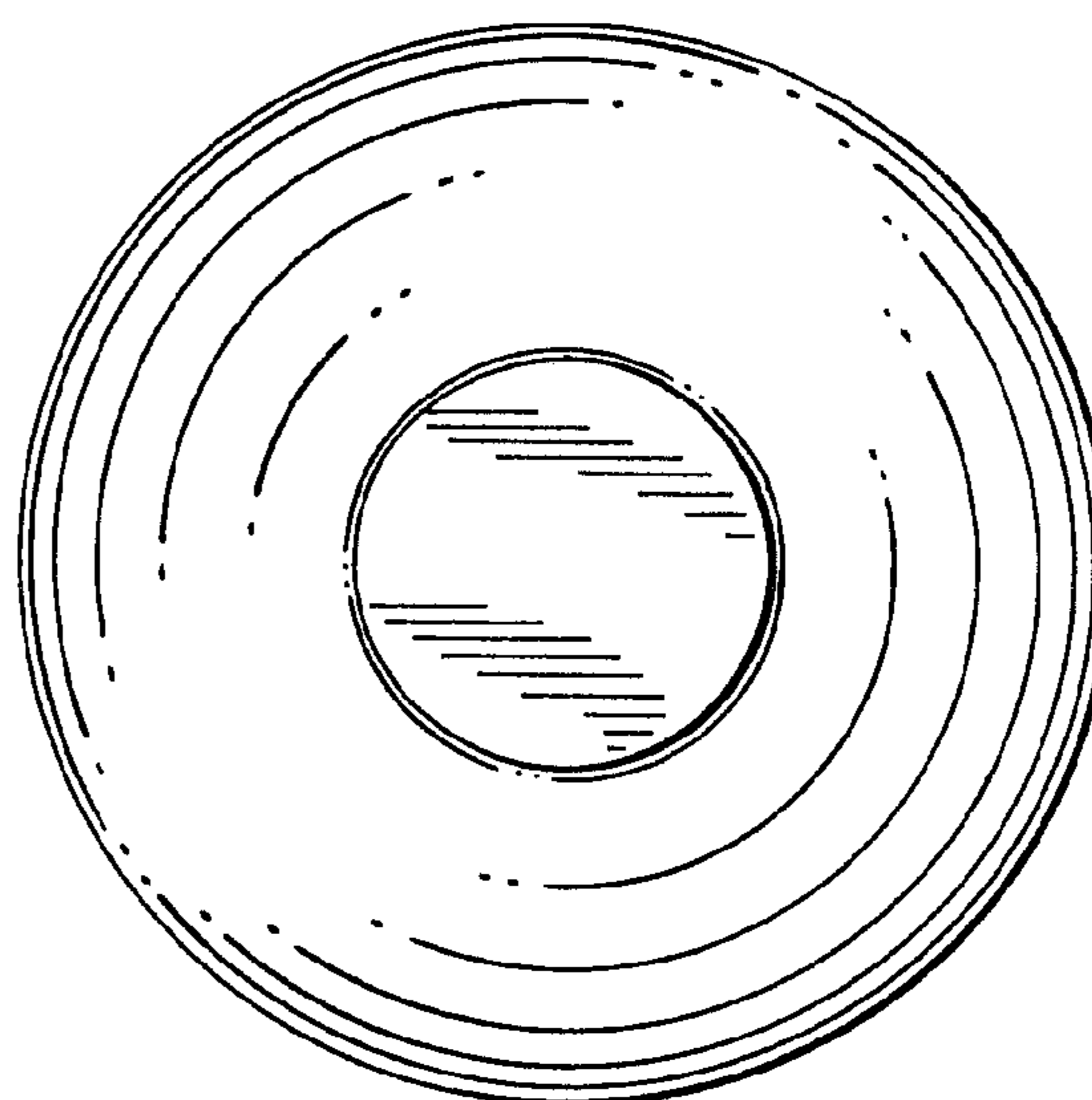


FIG. 6