



US00D562078S

(12) **United States Design Patent**  
**Herssein**

(10) **Patent No.:** **US D562,078 S**

(45) **Date of Patent:** **\*\* Feb. 19, 2008**

(54) **PLATE**

(76) **Inventor:** **Abraham Herssein**, 1615 Avenue I,  
Apt. 119, Brooklyn, NY (US) 11330

(\*\*) **Term:** **14 Years**

(21) **Appl. No.:** **29/237,085**

(22) **Filed:** **Aug. 26, 2005**

(51) **LOC (8) Cl.** ..... **07-01**

(52) **U.S. Cl.** ..... **D7/555; D7/500; D7/544**

(58) **Field of Classification Search** ..... D7/357,  
D7/387, 388, 500, 541, 546, 548, 550.1, 553.1,  
D7/554.3, 551.1, 556, 676, 701, 703, 708,  
D7/396.1, 354, 545, 549, 555; D6/406.6;  
D9/737, 747, 759; D30/130, 555; 108/25;  
220/500, 575; 206/521.15, 521.9, 538, 561,  
206/564, 575; 229/407; 426/129; D12/419;  
D28/73

See application file for complete search history.

(56) **References Cited**

**U.S. PATENT DOCUMENTS**

D184,888 S *	4/1959	Pickett	.....	D7/555
D186,040 S *	9/1959	Stageberg	.....	D7/566
D199,194 S *	9/1964	Warwick	.....	D7/555
D234,738 S *	4/1975	Brandon	.....	D7/545
D342,806 S *	12/1993	Jones et al.	.....	D28/73
D346,934 S *	5/1994	Littlejohn	.....	D7/549

D478,860 S *	8/2003	Young	.....	D12/419
D498,980 S *	11/2004	Smith et al.	.....	D7/549
D515,866 S *	2/2006	Wiedmeyer et al.	.....	D7/396.1
D516,380 S *	3/2006	Kilders	.....	D7/500
D520,304 S *	5/2006	Kilders	.....	D7/566
D525,831 S *	8/2006	Ray	.....	D7/566
D537,679 S *	3/2007	Majka	.....	D7/566

\* cited by examiner

*Primary Examiner*—Philip S. Hyder

*Assistant Examiner*—Cynthia Underwood

(74) *Attorney, Agent, or Firm*—Patricia Wilczynski Brozek

(57) **CLAIM**

The ornamental design for a plate, substantially as shown and described.

**DESCRIPTION**

FIG. 1 is a front elevation view of a plate showing my new design;

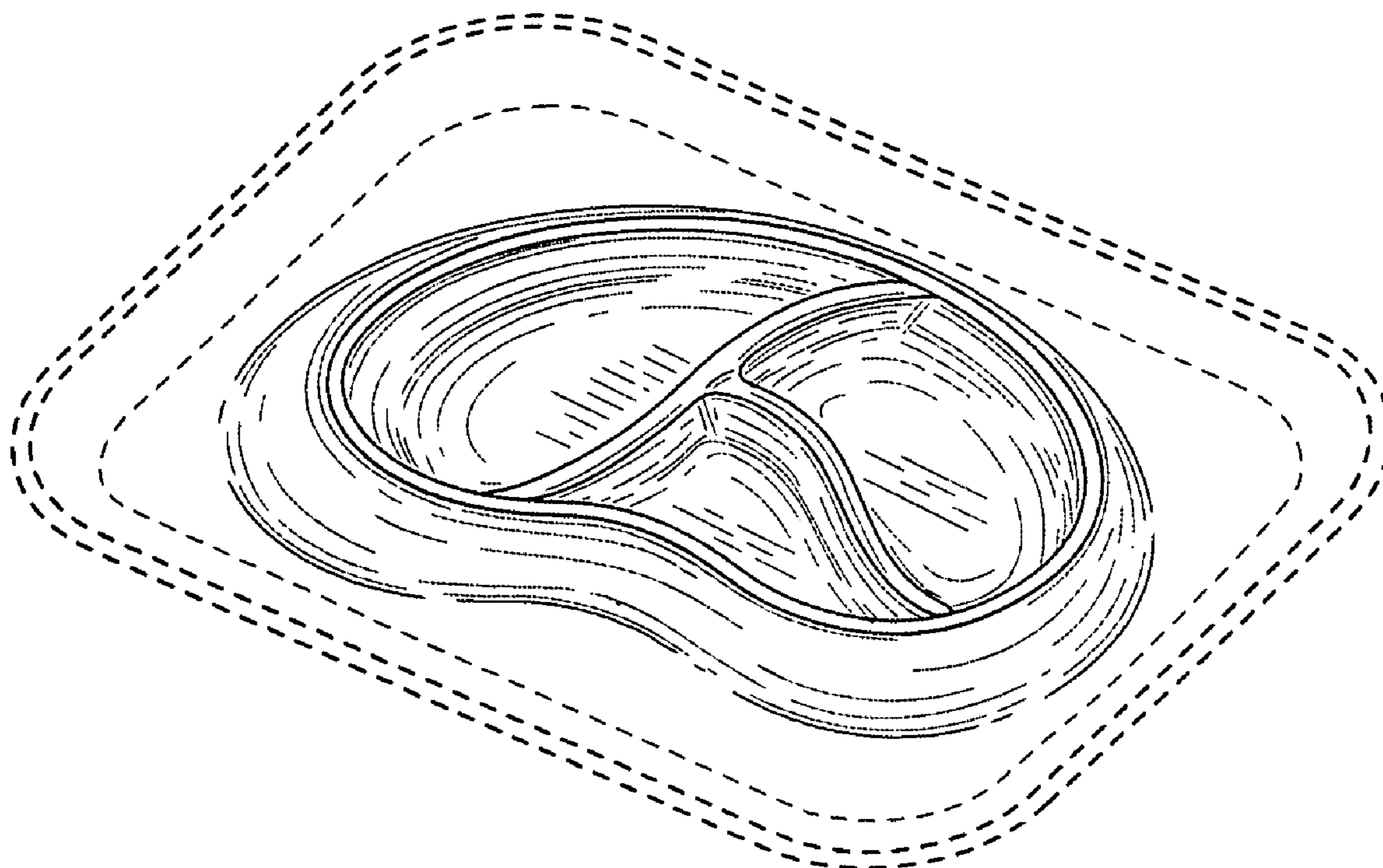
FIG. 2 is a perspective view thereof;

FIG. 3 is a right side view thereof, the opposite side being a mirror image of the side shown; and,

FIG. 4 is a top end view thereof, the opposite end being a mirror image of the end shown.

Broken lines shown in the Figures are for illustrative purposes only and form no part of the claimed design.

**1 Claim, 2 Drawing Sheets**



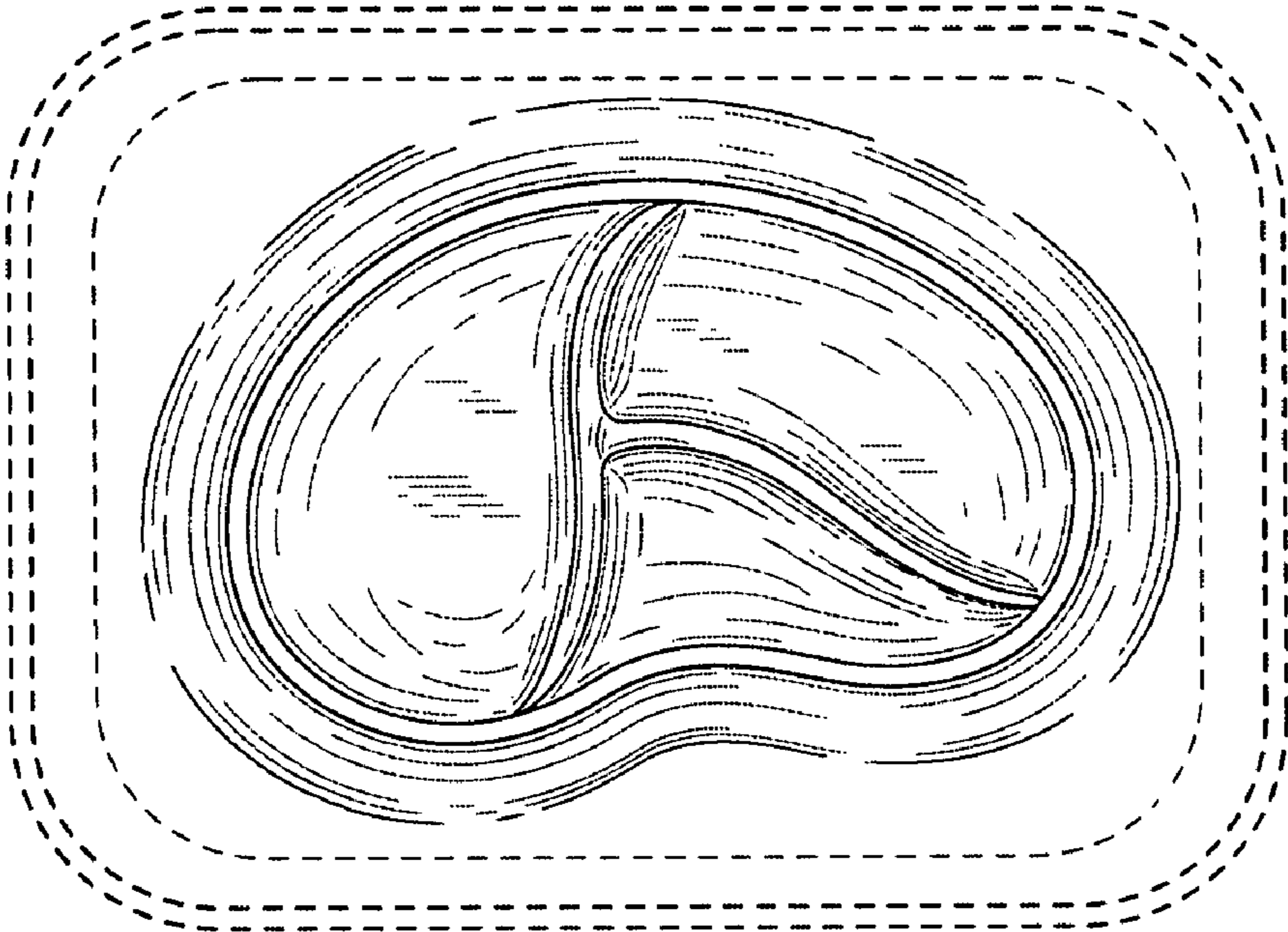


FIG. 1

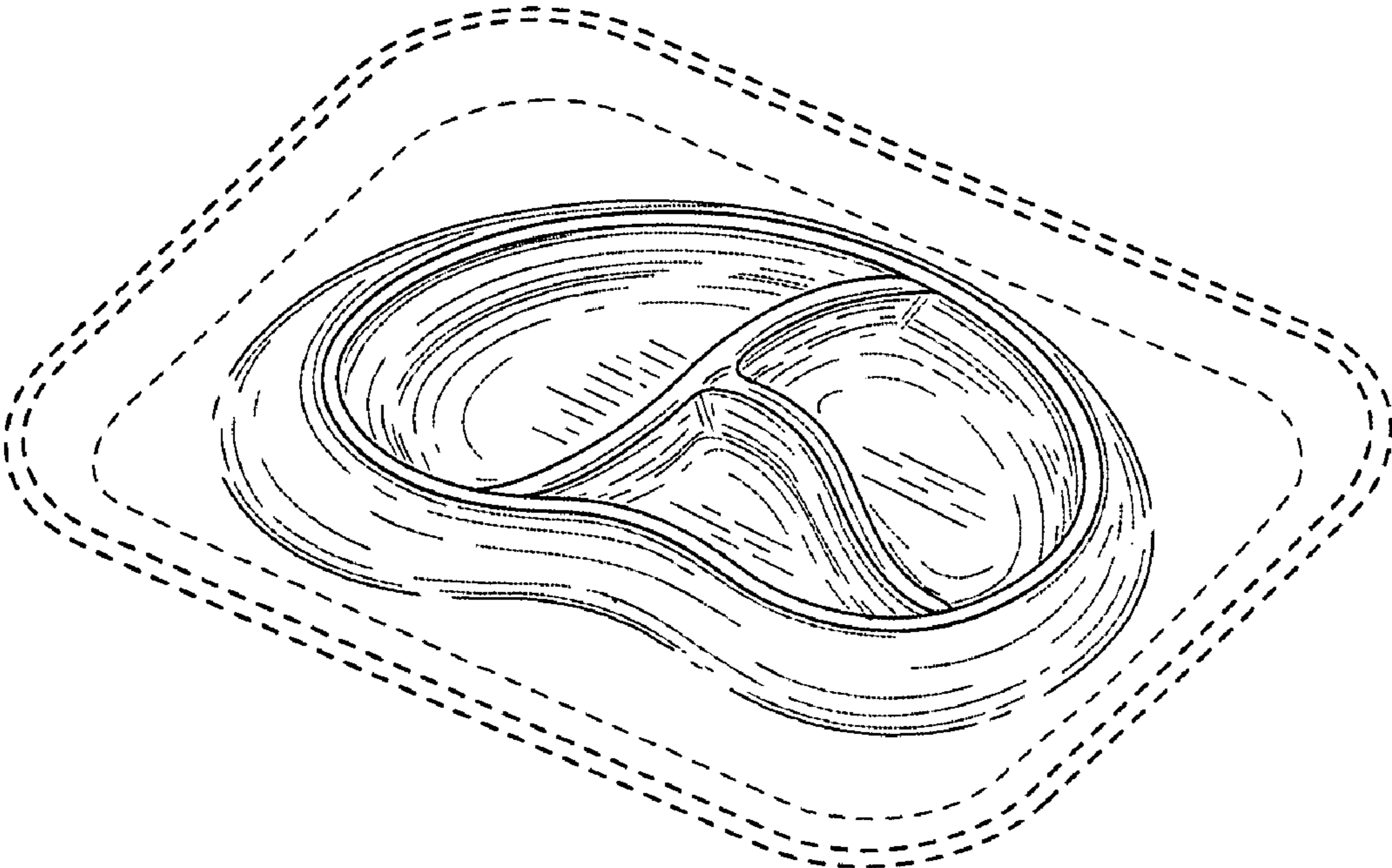


FIG. 2




FIG. 3




FIG. 4