

US00D562073S

(12) **United States Design Patent**
Yeh

(10) **Patent No.:** **US D562,073 S**

(45) **Date of Patent:** **** Feb. 19, 2008**

(54) **FOOTBALL VESSEL**

(76) **Inventor:** **Frank Yeh**, 16005 Valley View Ave.,
Santa Fe Springs, CA (US) 90670

(**) **Term:** **14 Years**

(21) **Appl. No.:** **29/291,041**

(22) **Filed:** **Aug. 10, 2007**

(51) **LOC (8) Cl.** **07-01**

(52) **U.S. Cl.** **D7/515; D7/514; D7/901**

(58) **Field of Classification Search** D7/509,
D7/514, 515, 901, 536, 533, 606, 532, 522;
D11/149; D26/95; D9/638, 668, 552, 631,
D9/636, 641, 680; D21/712; 206/217; 220/630,
220/703; D24/197; D3/302, 271.9
See application file for complete search history.

(56) **References Cited**

U.S. PATENT DOCUMENTS

D37,297 S *	1/1905	Maddock	D7/511
D212,818 S *	11/1968	Flaherty	D7/511
D228,328 S *	9/1973	Schley	D7/507
D239,588 S *	4/1976	Krieger	D7/515
D248,189 S *	6/1978	Loomis	D3/271.9
D249,438 S *	9/1978	Meier et al.	D7/511
4,164,284 A *	8/1979	Witt et al.	206/217
D288,362 S *	2/1987	Simmons	D24/198
D292,463 S *	10/1987	Petrsek	D7/515
D319,008 S *	8/1991	Leon	D9/680
D323,602 S *	2/1992	Katz	D7/316
D354,882 S *	1/1995	Hurst et al.	D7/515
D359,655 S *	6/1995	Hurst et al.	D7/515
D370,154 S *	5/1996	Gruneisen, III	D7/515

D371,934 S *	7/1996	Cwirko	D7/515
5,662,241 A *	9/1997	Sorensen	220/630
D391,155 S *	2/1998	Edson et al.	D9/668
D392,844 S *	3/1998	Todorya	D7/606
D398,188 S *	9/1998	Weeks et al.	D7/515
D405,686 S *	2/1999	Ames	D9/668
D409,904 S *	5/1999	Clements et al.	D9/668
D424,375 S *	5/2000	D'Arrigo	D7/510
D424,876 S *	5/2000	McPartland	D7/510
D425,757 S *	5/2000	Printz et al.	D7/510
D477,132 S *	7/2003	Bond et al.	D3/202
D478,480 S *	8/2003	Leon	D7/624.1
D511,212 S *	11/2005	Whalen	D24/197
D518,596 S *	4/2006	Angeletta	D28/7
D541,111 S *	4/2007	Morgan et al.	D7/625
D547,696 S *	7/2007	Wheeler	D11/149

* cited by examiner

Primary Examiner—Marianne Pandozzi

(74) *Attorney, Agent, or Firm*—Clement Cheng

(57) **CLAIM**

The ornamental design for a football vessel, as shown.

DESCRIPTION

FIG. 1 is a perspective view of the football vessel.

FIG. 2 is a back view of the football vessel.

FIG. 3 is a front view of the football vessel.

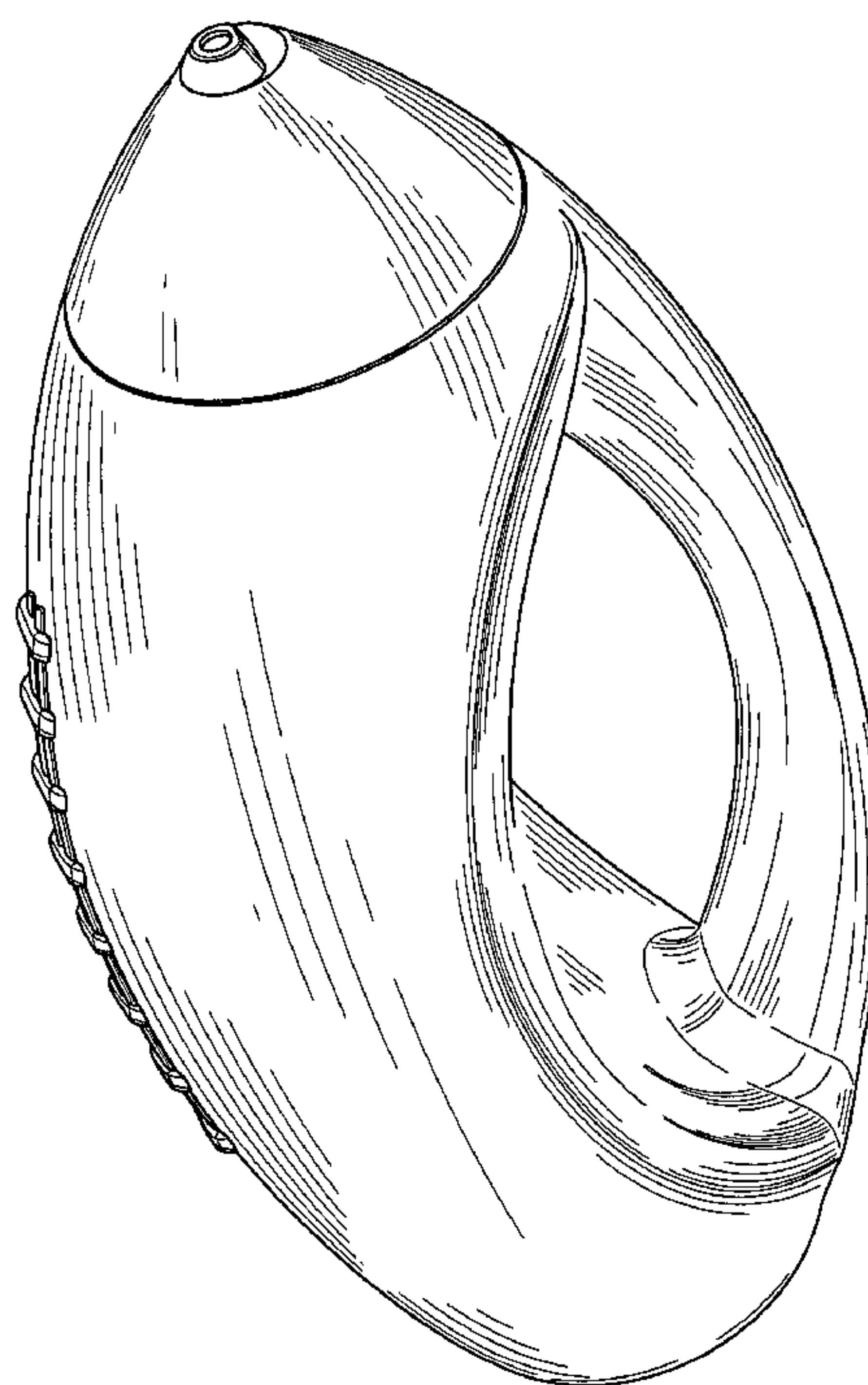
FIG. 4 is a right side view of the football vessel.

FIG. 5 is a left side view of the football vessel.

FIG. 6 is a top view of the football vessel; and,

FIG. 7 is a bottom view of the football vessel.

1 Claim, 6 Drawing Sheets



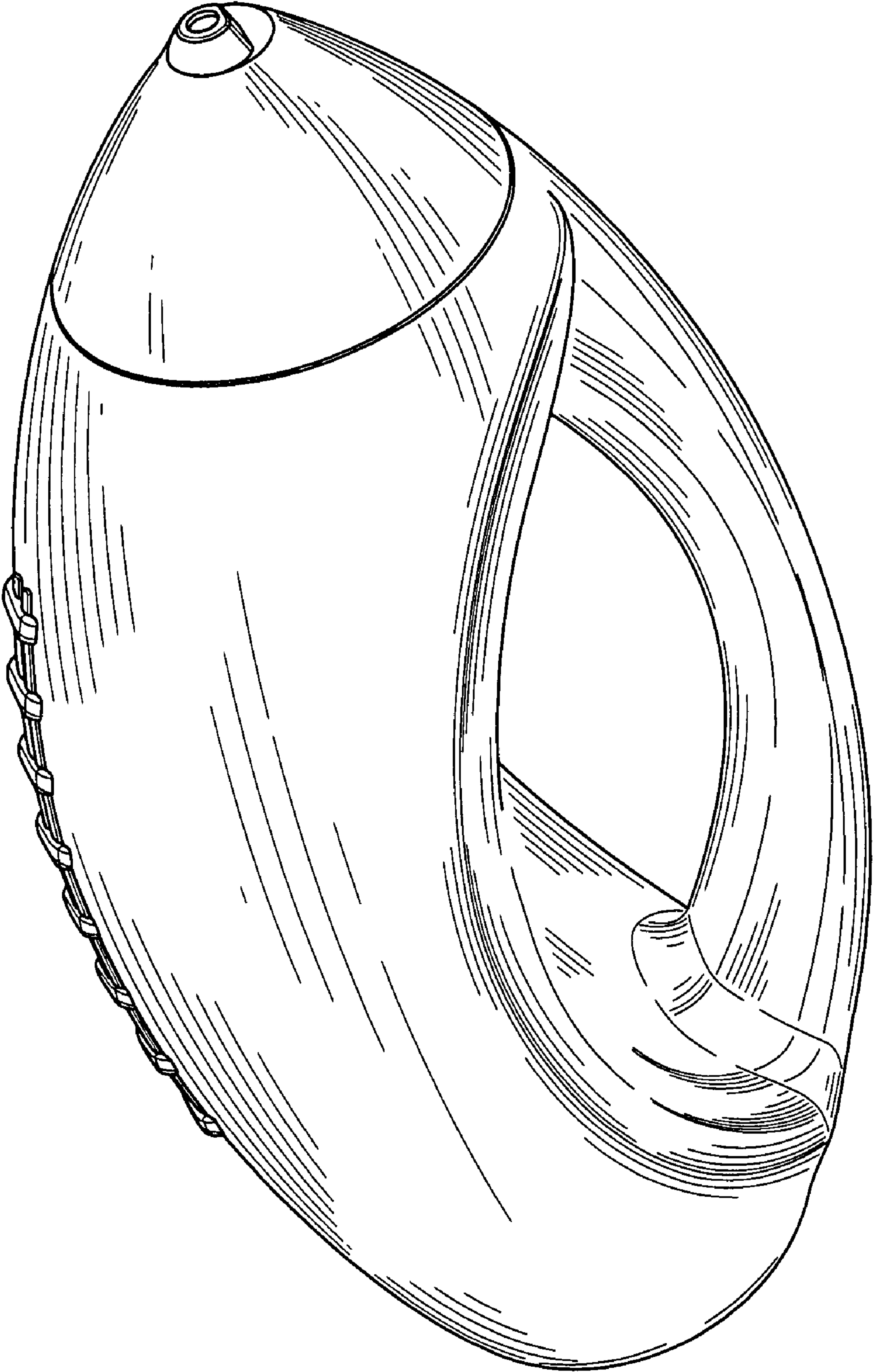


FIG. 1

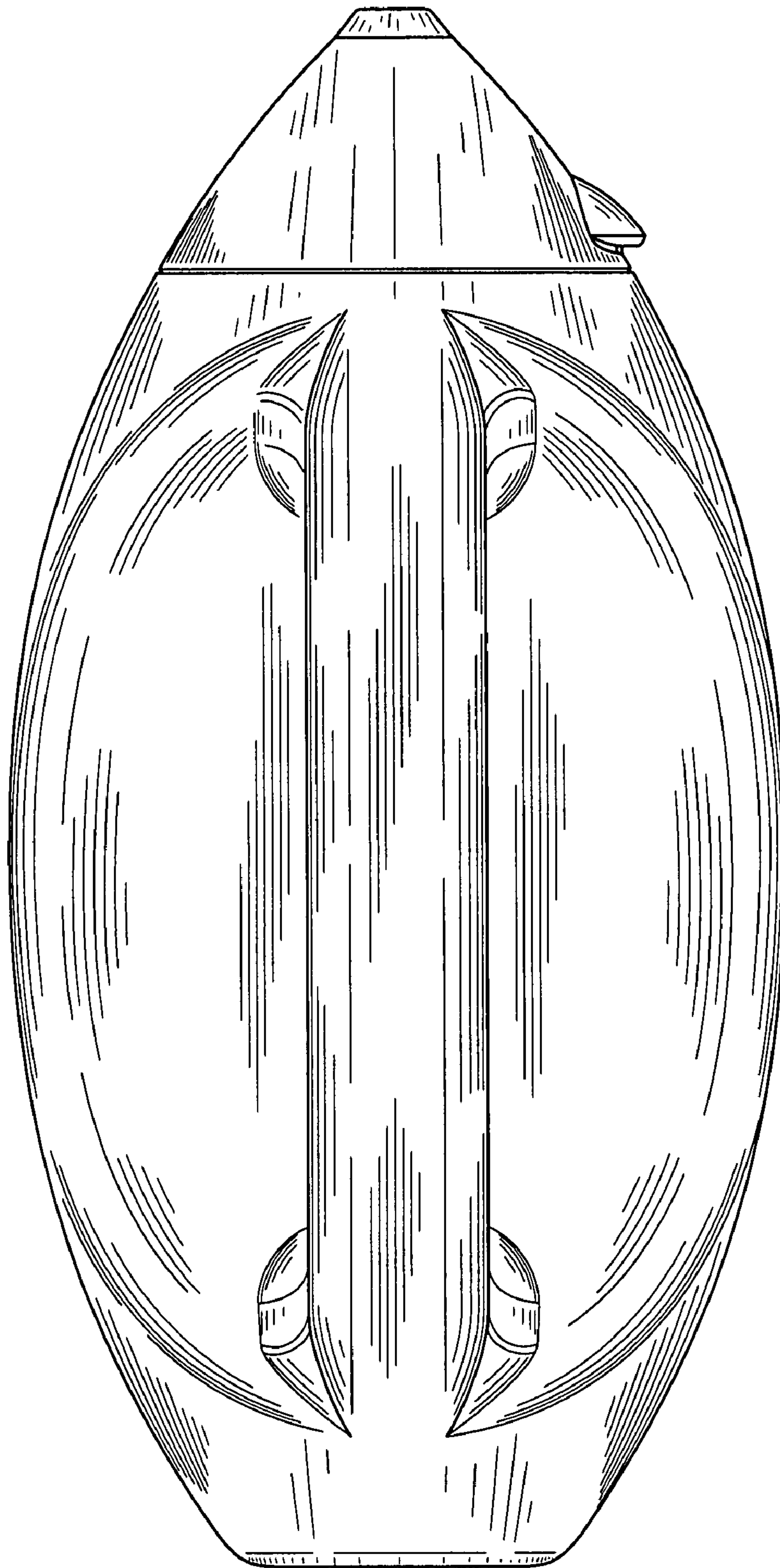


FIG. 2

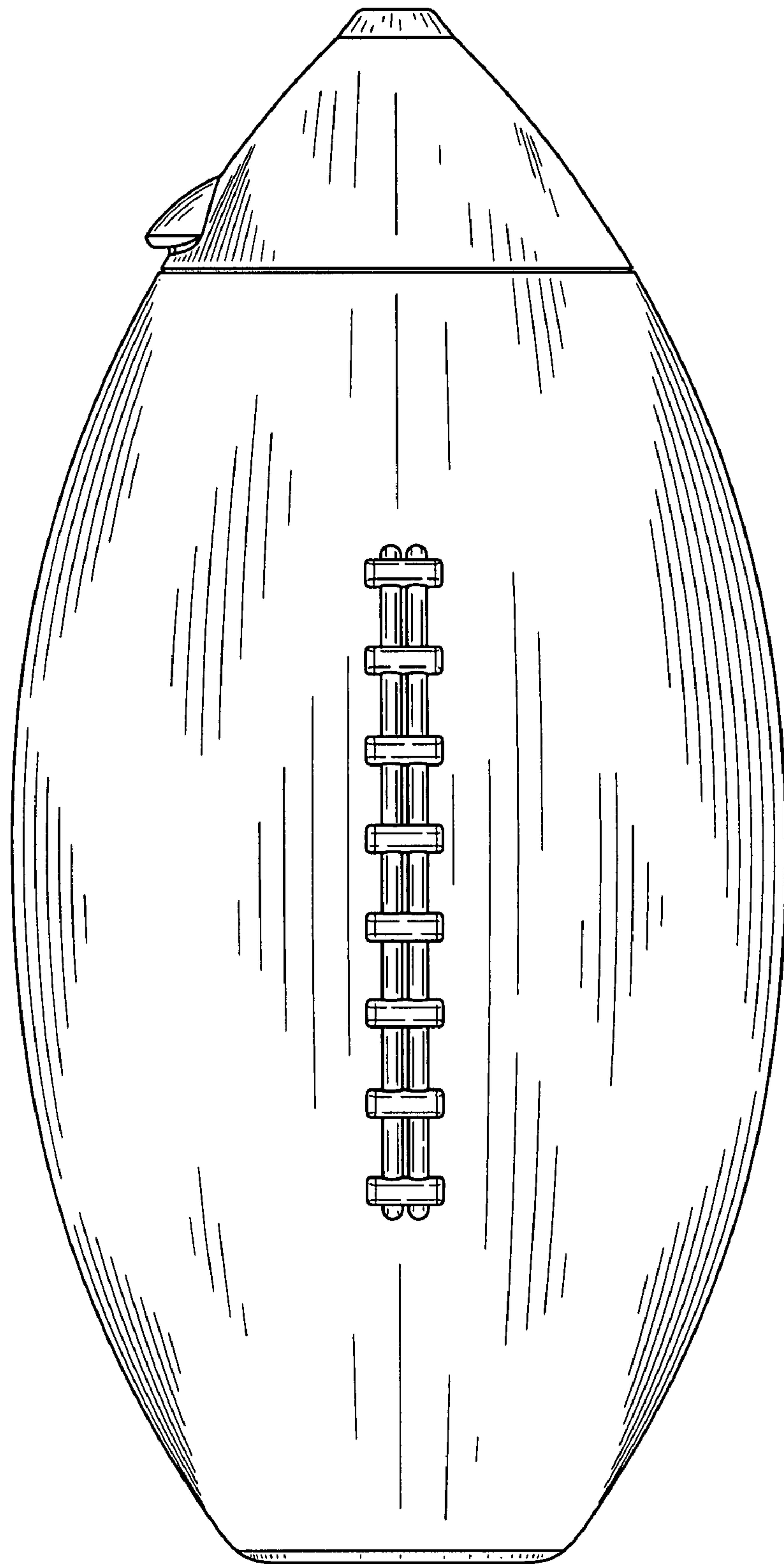


FIG. 3

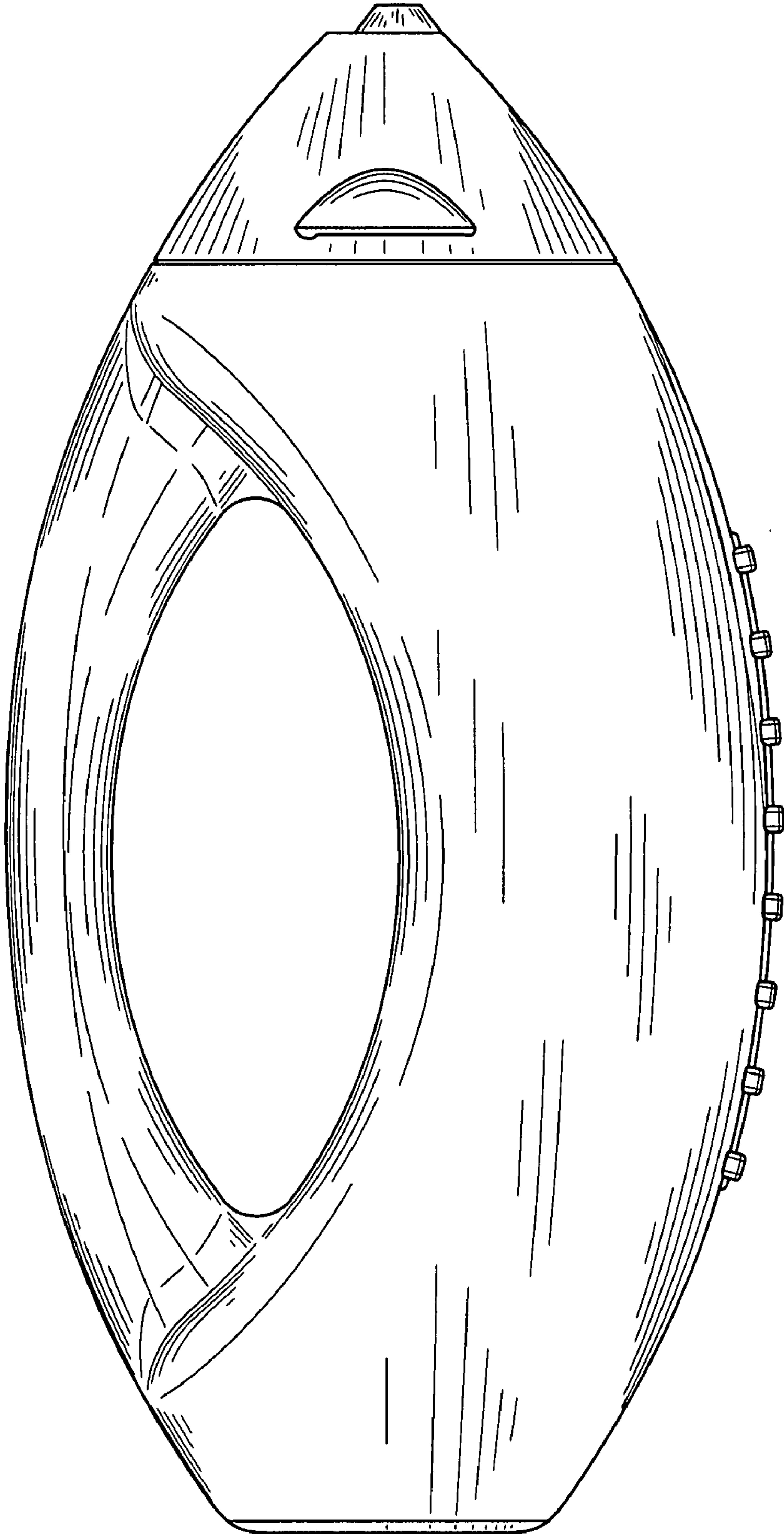


FIG. 4

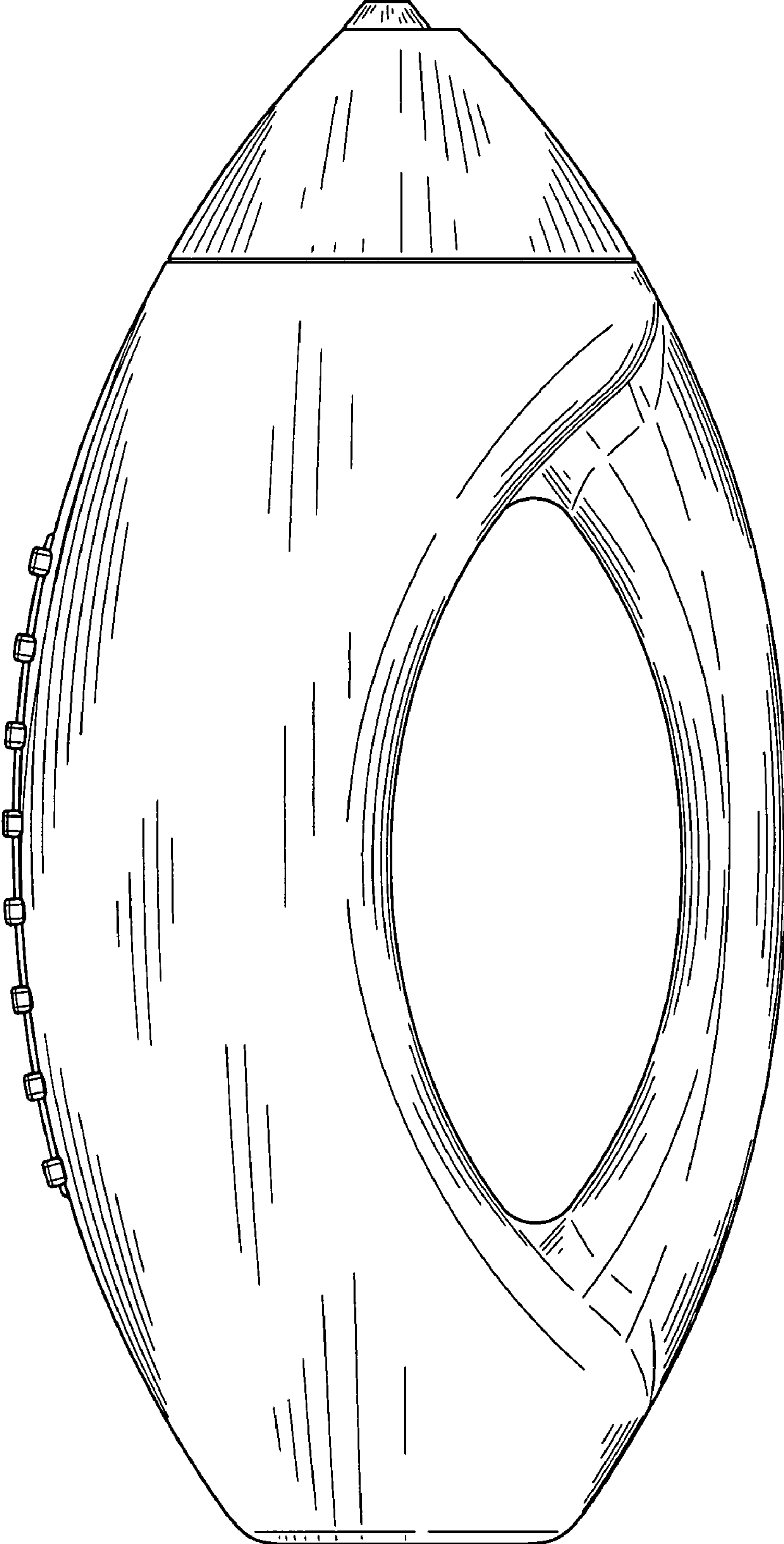


FIG. 5

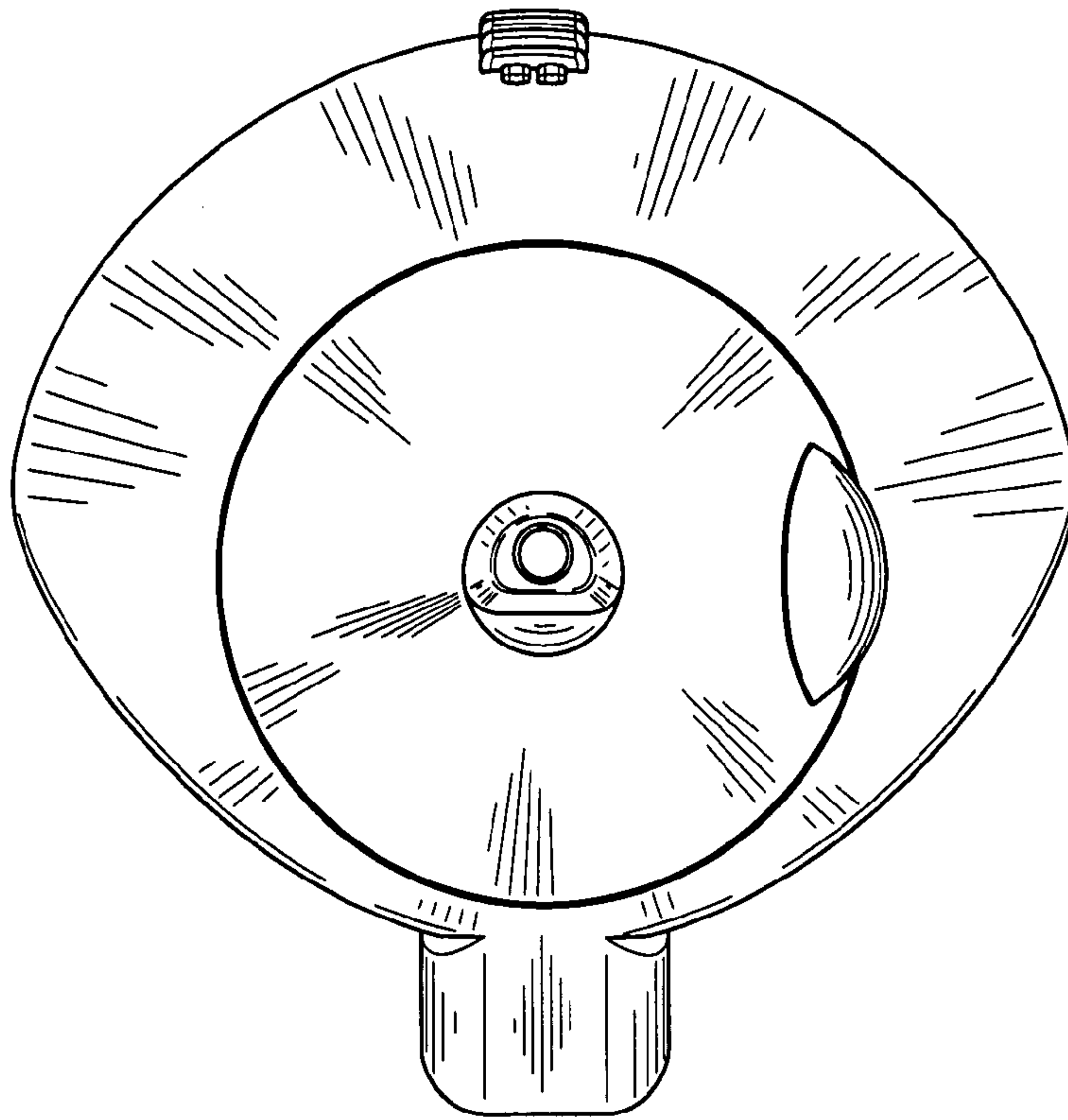


FIG. 6

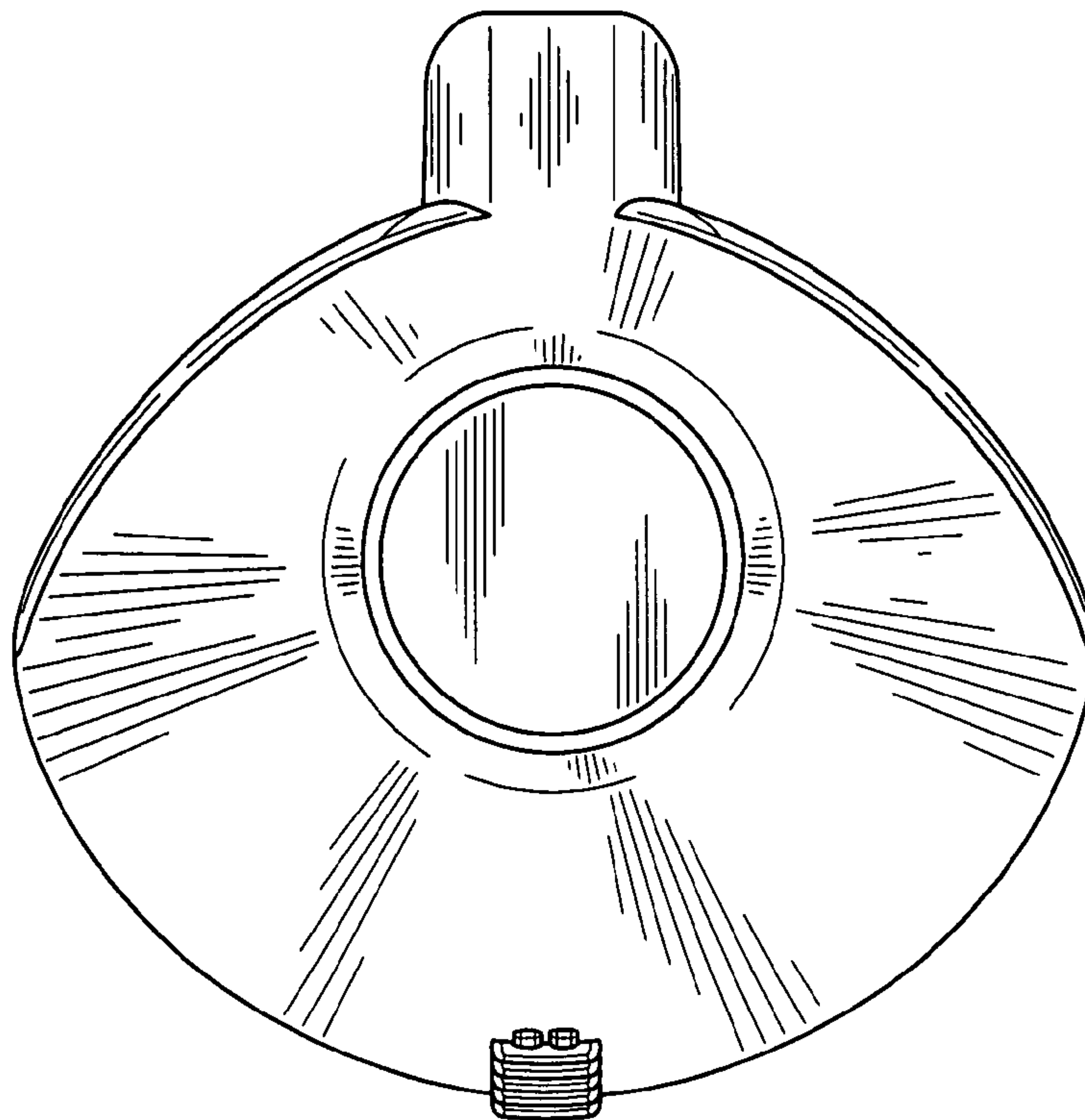


FIG. 7