

US00D562067S

(12) **United States Design Patent**
Albini et al.

(10) **Patent No.:** **US D562,067 S**

(45) **Date of Patent:** **** Feb. 19, 2008**

(54) **SLIPRING PIECE FOR USE IN A POWERED TAP ASSEMBLY**

(75) Inventors: **Martin Albini**, Bozeman, MT (US);
Thomas J. Wernikowski, Bozeman, MT (US); **Paul Daniel Fichter**, Seattle, WA (US); **Christian P. Burrows**, Tacoma, WA (US)

(73) Assignee: **VolTap, LLC**, Bellevue, WA (US)

(**) Term: **14 Years**

(21) Appl. No.: **29/269,880**

(22) Filed: **Dec. 11, 2006**

(51) **LOC (8) Cl.** **07-01**

(52) **U.S. Cl.** **D7/398**

(58) **Field of Classification Search** D7/313,
D7/368, 387, 392, 392.1, 395, 396.2, 397,
D7/398, 300; D6/512, 553; D9/434, 435;
D23/233, 238, 242, 213, 249, 255, 262; 222/222,
222/255, 481, 568, 566, 569; D13/148, 120;
D8/29, 36, 349, 354, 367; 439/416, 725,
439/730, 750, 864, 868, 877, 884
See application file for complete search history.

(56) **References Cited**

U.S. PATENT DOCUMENTS

1,666,991 A * 4/1928 Cohen 439/750
D142,105 S * 8/1945 Meminger D13/148
RE23,688 E * 7/1953 Watts 439/730

2,681,439 A * 6/1954 Carlson 439/730
D233,438 S * 10/1974 Bruner D13/148
D235,878 S * 7/1975 Candiotti D13/148
3,918,616 A * 11/1975 Goldsmith 222/504
D240,933 S * 8/1976 Lemke D13/148
D361,745 S * 8/1995 Geroux et al. D13/120

* cited by examiner

Primary Examiner—Philip S. Hyder

Assistant Examiner—Cynthia Underwood

(74) *Attorney, Agent, or Firm*—Kirkpatrick & Lockhart
Preston Gates Ellis LLP

(57) **CLAIM**

The design for a slipring piece for use in a powered tap assembly, as shown and described.

DESCRIPTION

FIG. 1 is a perspective view showing our new design for a slipring for use in a powered tap assembly.

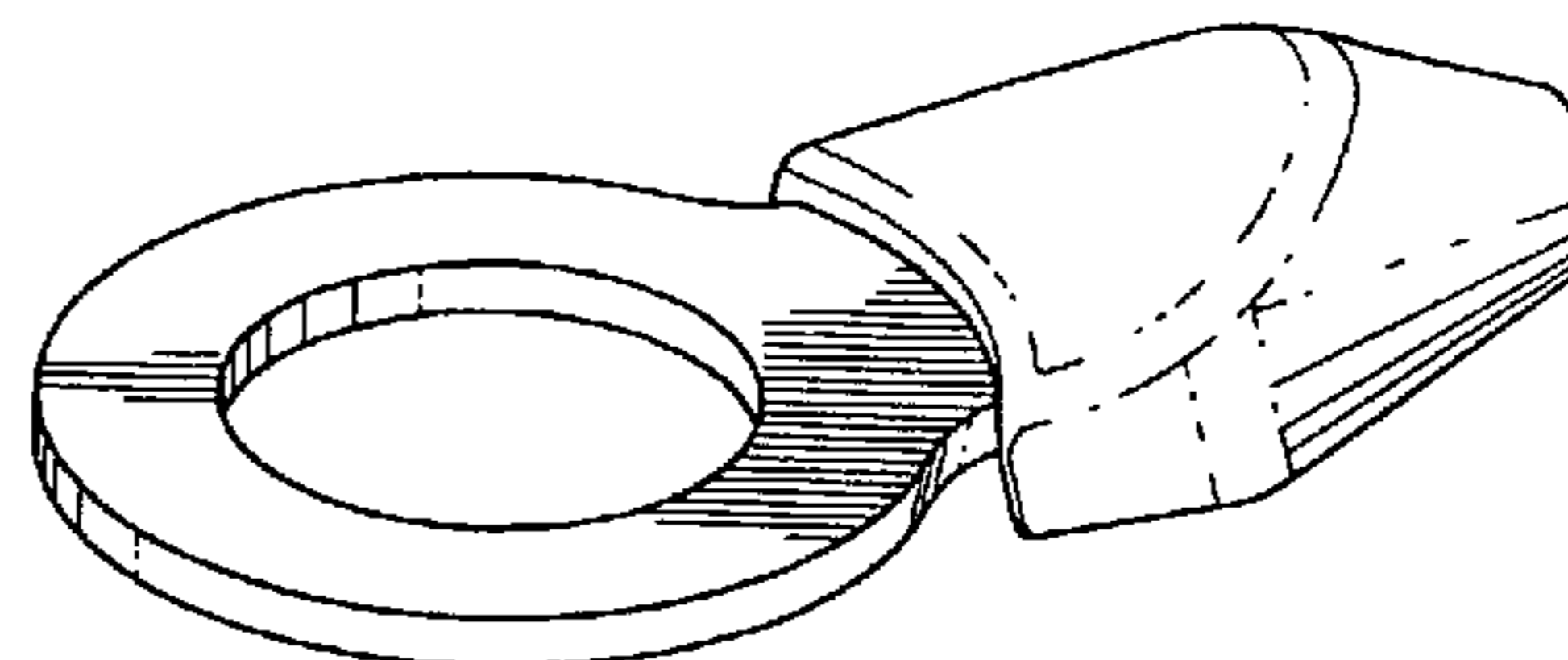
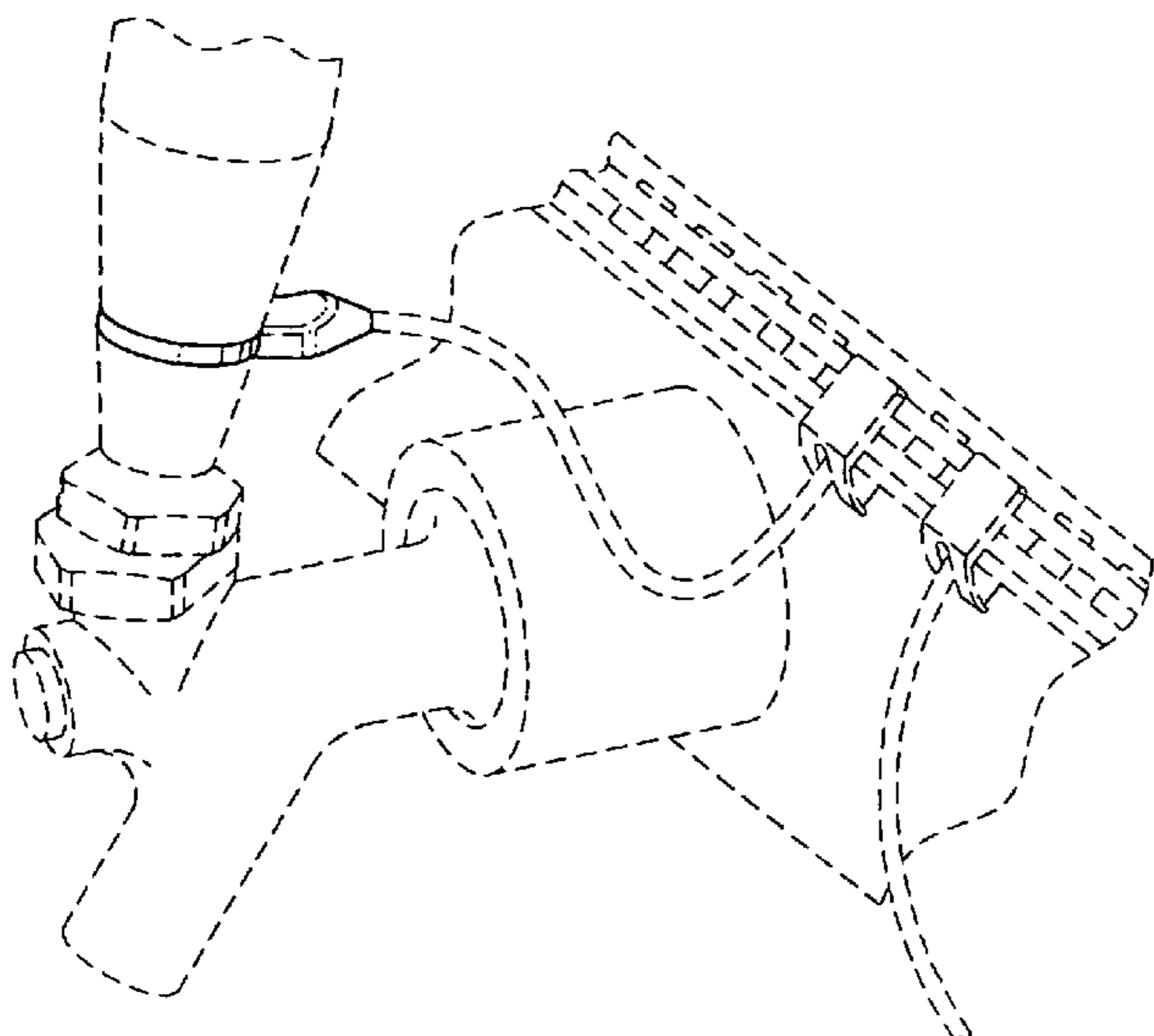
FIG. 2 is an alternative perspective view of our new slipring for use in a powered tap assembly.

FIG. 3 is a top view of our new slipring for use in a powered tap assembly; and,

FIG. 4 is a side view of our new slipring for use in a powered tap assembly.

The broken lines are provided for illustrative purposes only and form no part of the claimed design.

1 Claim, 2 Drawing Sheets



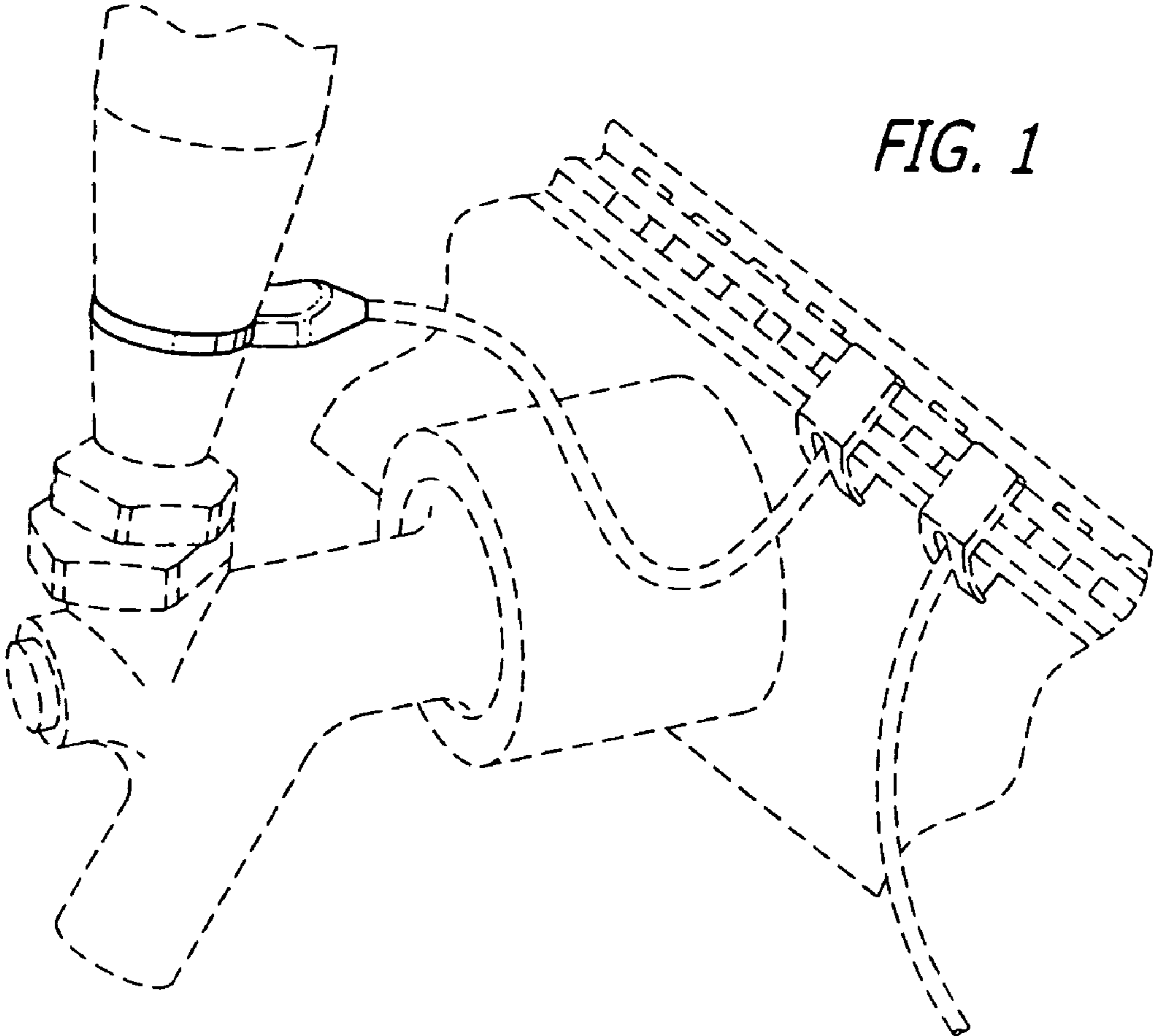


FIG. 1

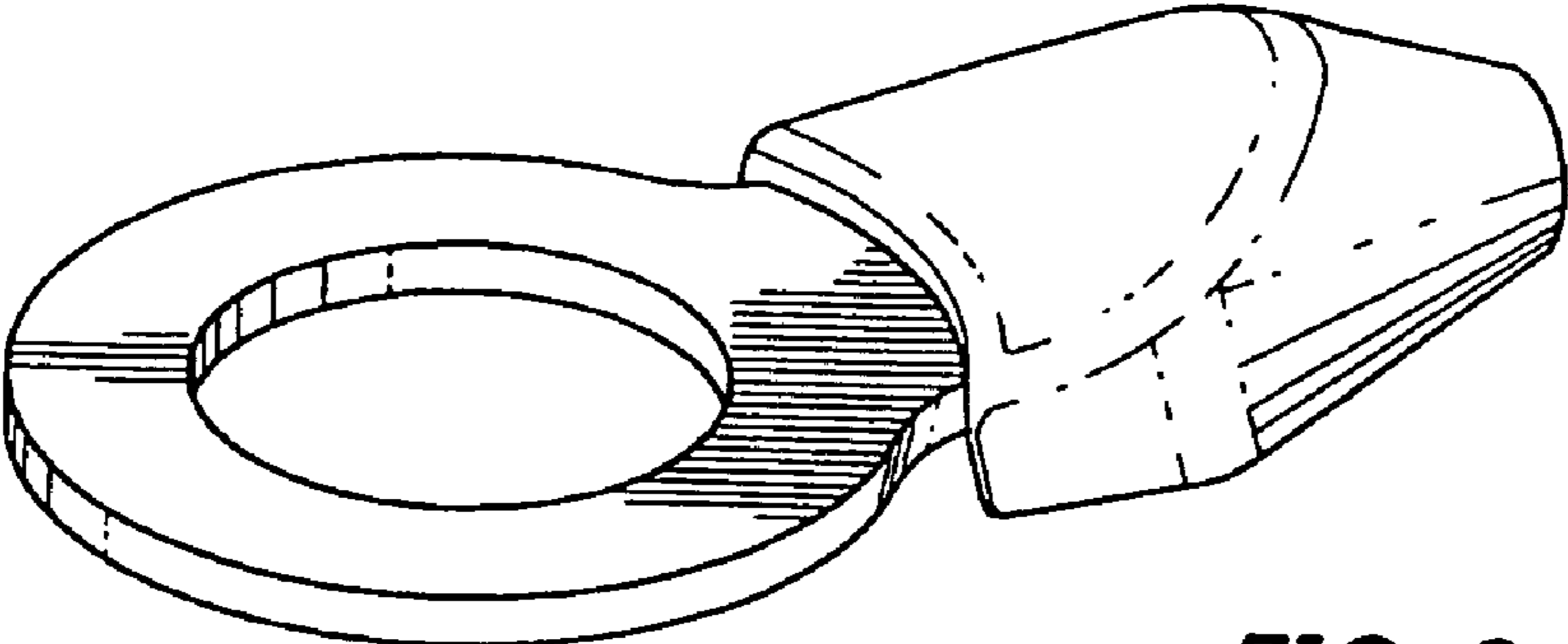


FIG. 2

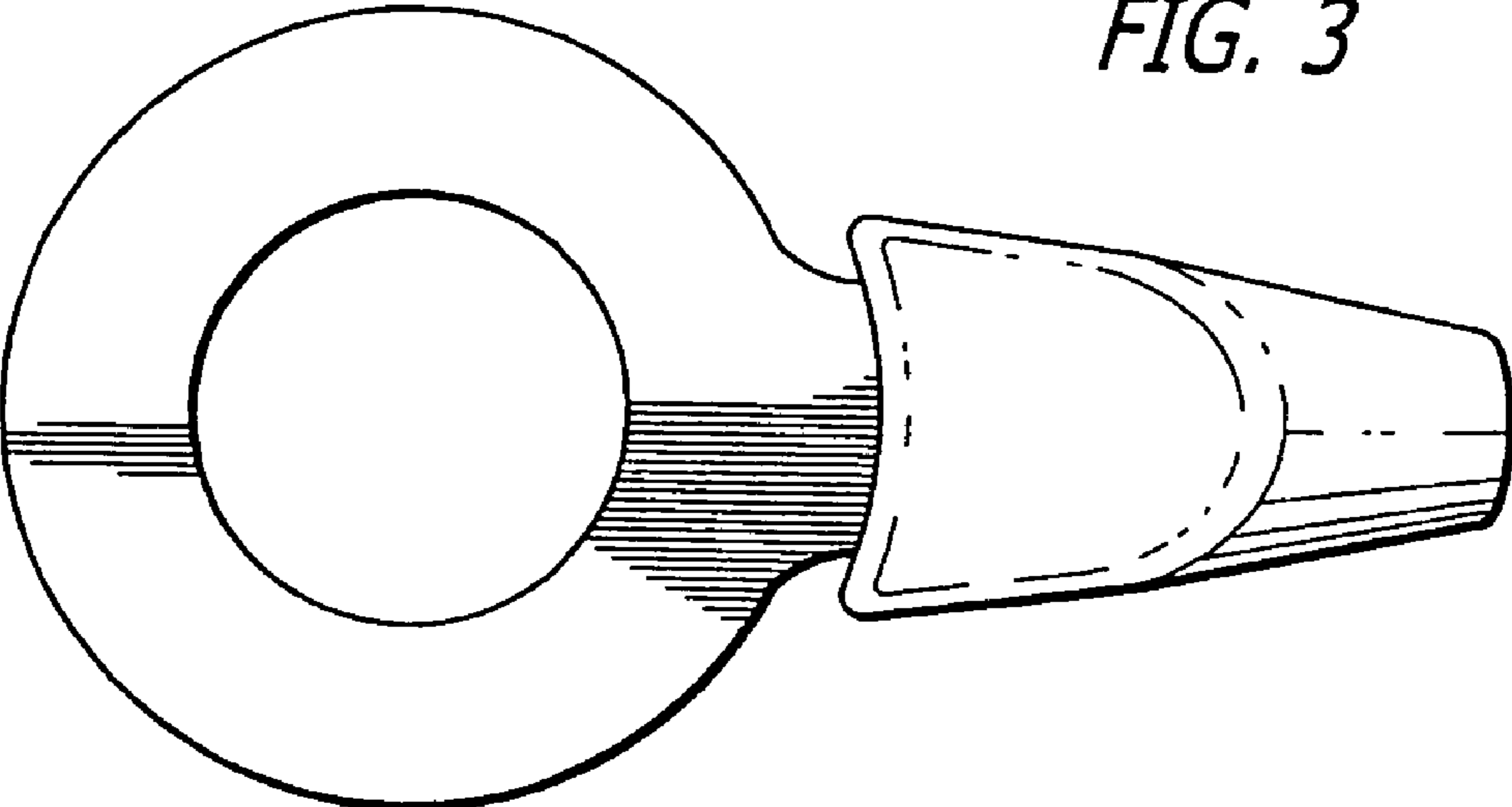


FIG. 3

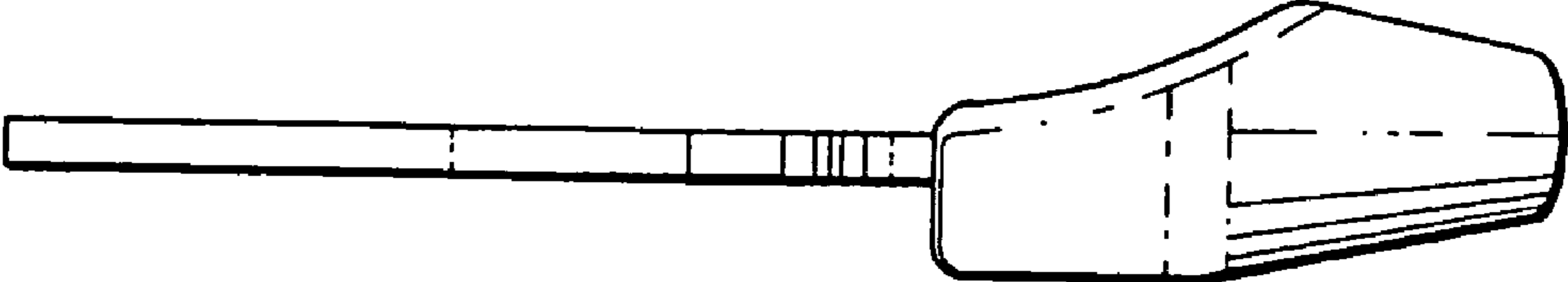


FIG. 4