



US00D562054S

(12) **United States Design Patent**
Verdun

(10) **Patent No.:** **US D562,054 S**

(45) **Date of Patent:** **** Feb. 19, 2008**

(54) **TOASTER**

(75) Inventor: **Gilbert Verdun**, Fontenay sous bois (FR)

(73) Assignee: **Magimix**, Vincennes (FR)

(**) Term: **14 Years**

(21) Appl. No.: **29/257,348**

(22) Filed: **Apr. 4, 2006**

(30) **Foreign Application Priority Data**

Oct. 4, 2005 (EM) 412747

(51) **LOC (8) Cl.** **07-02**

(52) **U.S. Cl.** **D7/330**

(58) **Field of Classification Search** D7/323,
D7/328-333, 385, 390, 340, 341, 346, 365,
D7/367, 402, 405, 406, 407, 411; D13/158,
D13/162, 162.1, 163; D21/525; 99/331,
99/332, 357, 375, 385; 219/214, 388, 405,
219/443.1, 450.1, 492

See application file for complete search history.

(56) **References Cited**

U.S. PATENT DOCUMENTS

- D124,059 S * 12/1940 Christenson, Jr. et al. ... D7/330
- D149,937 S * 6/1948 Daily D7/330
- D158,210 S * 4/1950 Madl D7/330
- D338,368 S * 8/1993 Naft et al. D7/330
- D415,924 S * 11/1999 Powel D7/330
- D422,833 S * 4/2000 Cruz et al. D7/330

- D424,362 S * 5/2000 Parker et al. D7/330
- D428,759 S * 8/2000 Hughes D7/330
- 6,595,118 B1 * 7/2003 Gould 99/391
- D488,664 S * 4/2004 Seum et al. D7/330
- D502,629 S * 3/2005 Guyett et al. D7/330
- D525,475 S * 7/2006 Yeung D7/330
- D527,569 S * 9/2006 Cohen et al. D7/330

* cited by examiner

Primary Examiner—Caron D. Veynar

Assistant Examiner—Ricky Pham

(74) *Attorney, Agent, or Firm*—Young & Thompson

(57) **CLAIM**

The ornamental design for a toaster, as shown.

DESCRIPTION

FIG. 1 is a top, front and side perspective view of a toaster showing my new design;

FIG. 2 is a front elevational view thereof;

FIG. 3 is a side elevational view thereof from the left of FIG. 2;

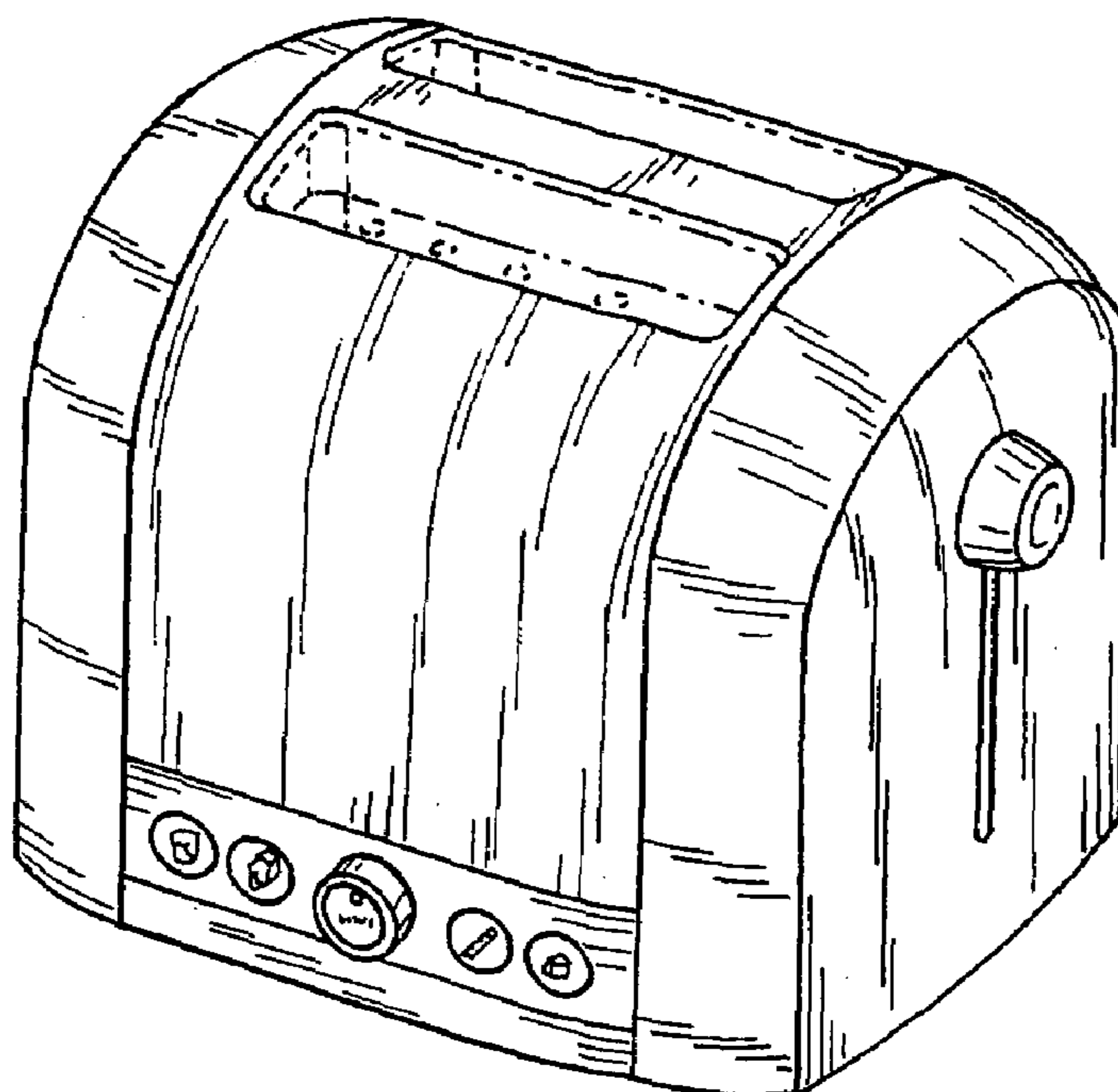
FIG. 4 is a side elevational view thereof from the right of FIG. 2;

FIG. 5 is a rear elevational view thereof; and,

FIG. 6 is a top plan view thereof.

The broken lines shown in the drawings are for illustrating portions of the toaster that form no part of the claimed design.

1 Claim, 3 Drawing Sheets



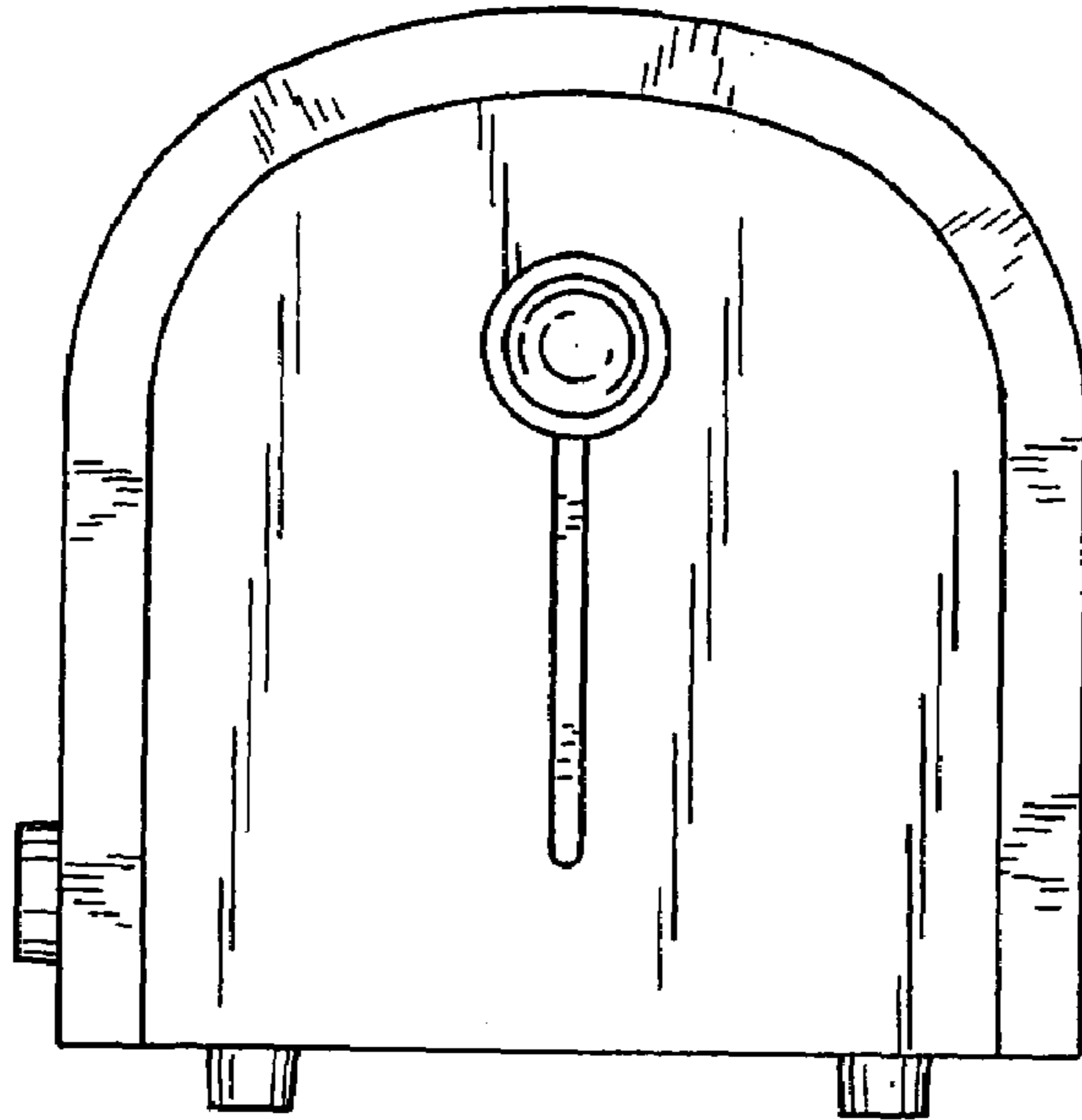


Fig. 4

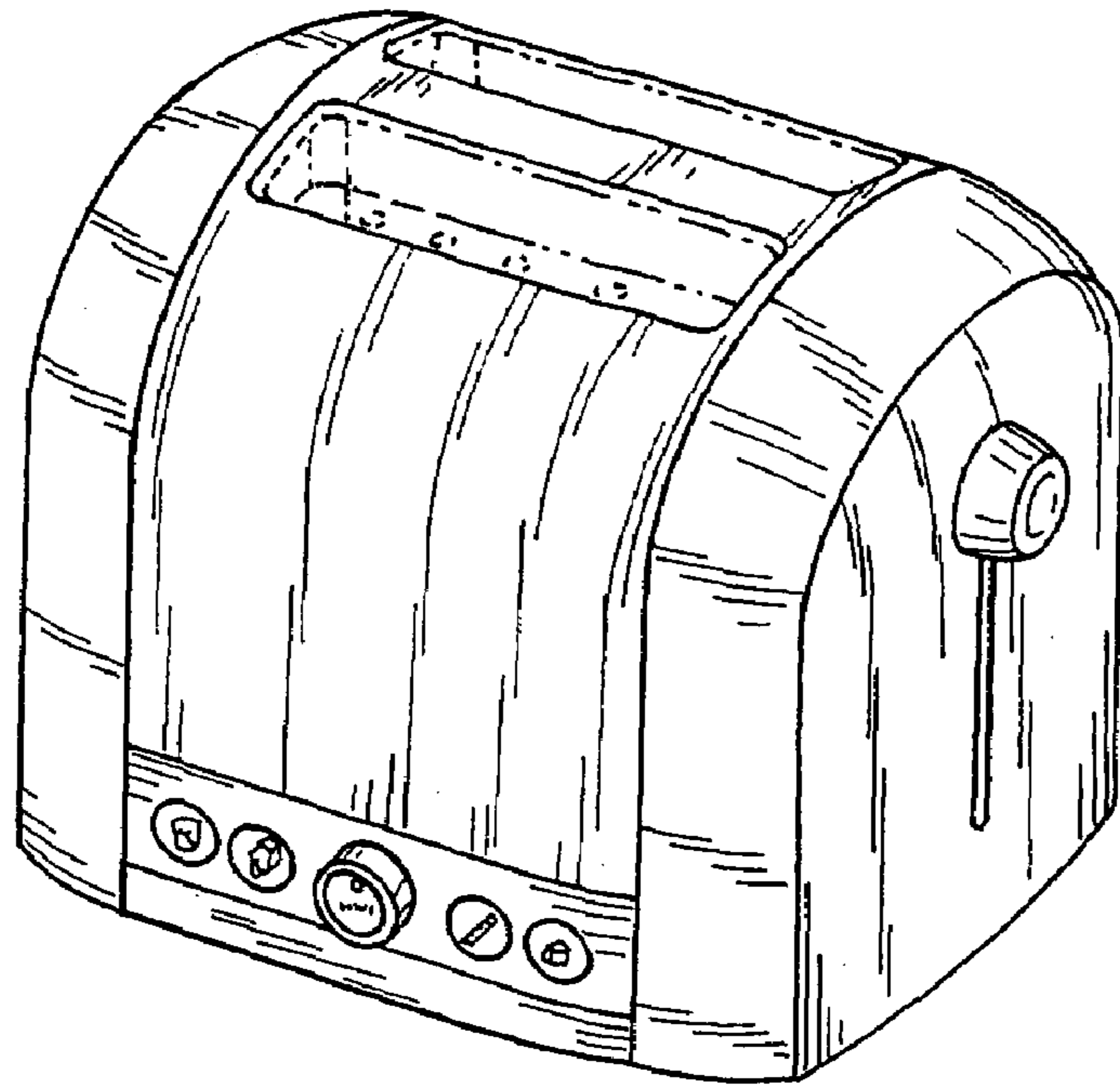


Fig. 1




Fig. 2

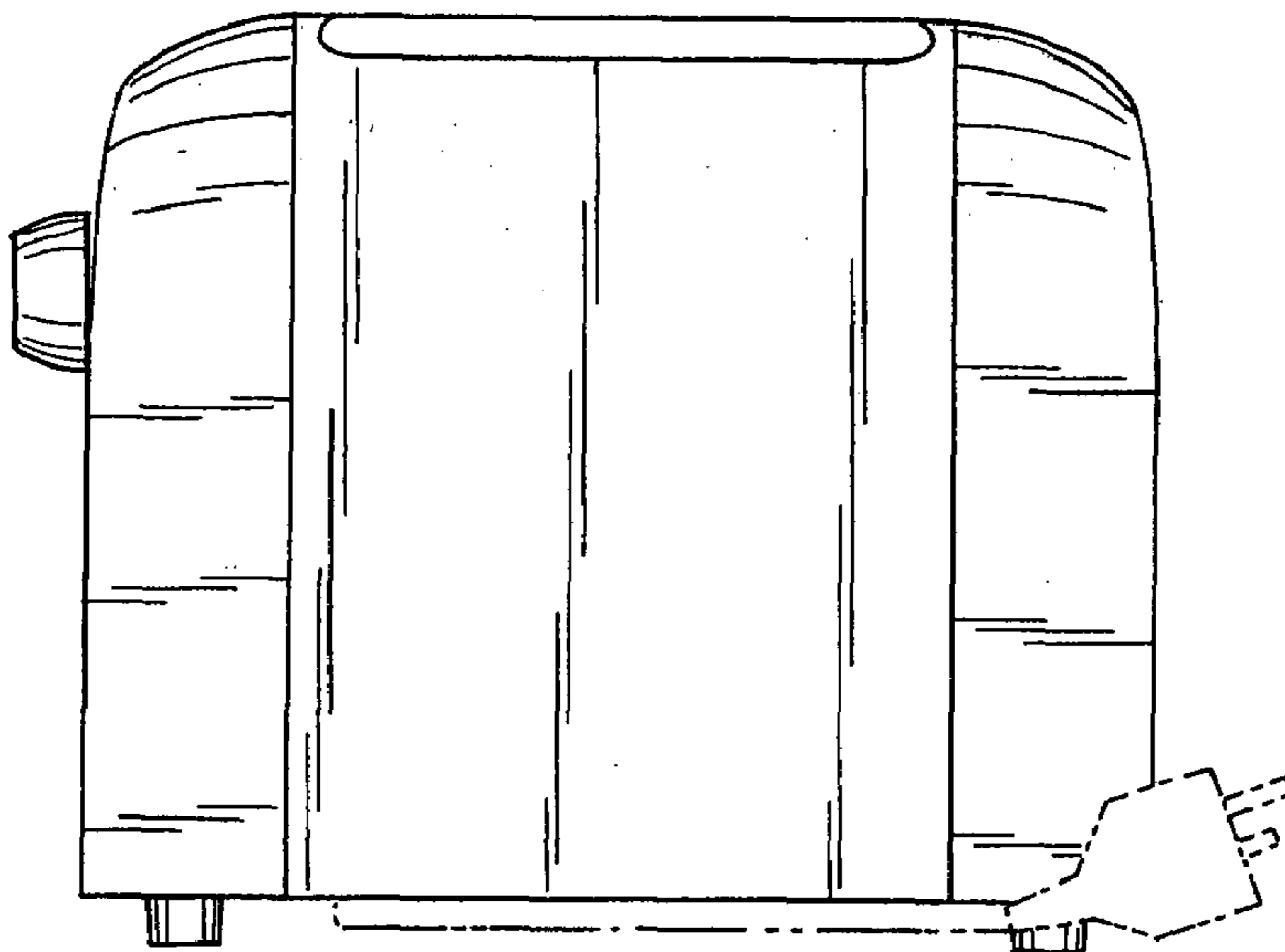


Fig. 5

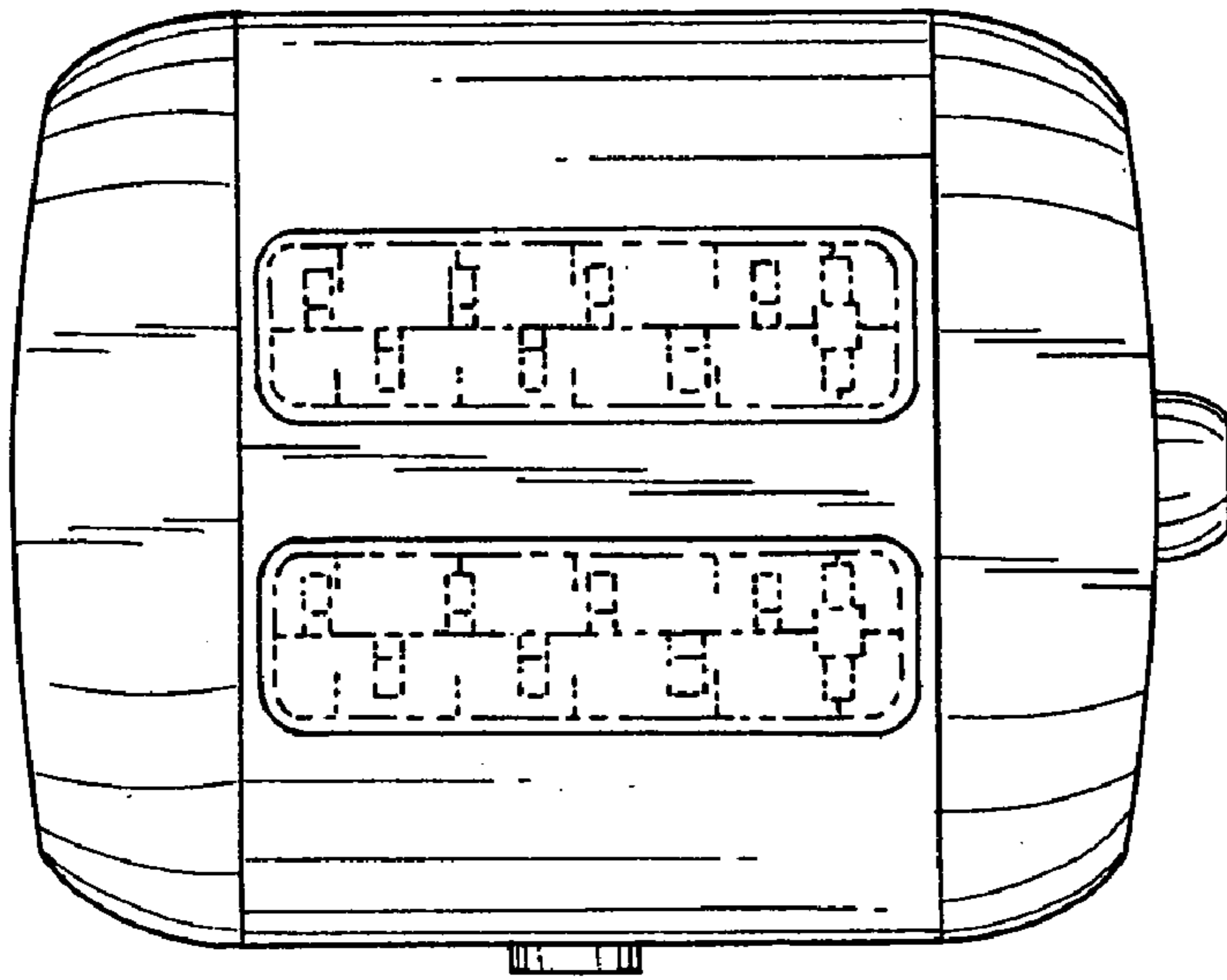


Fig. 6




Fig. 3