

US00D562039S

(12) **United States Design Patent** (10) **Patent No.:** **US D562,039 S**
Browne et al. (45) **Date of Patent:** **** Feb. 19, 2008**

(54) **LAUNDRY WORKSURFACE**

(75) Inventors: **Jeffrey M. Browne**, Benton Harbor, MI (US); **Robert Fitzpatrick**, Holland, MI (US); **Seth E. Bixby**, Stevensville, MI (US)

(73) Assignee: **Whirlpool Corporation**, Benton Harbor, MI (US)

(**) Term: **14 Years**

(21) Appl. No.: **29/246,151**

(22) Filed: **Feb. 28, 2006**

(51) **LOC (8) Cl.** **06-03**

(52) **U.S. Cl.** **D6/509**

(58) **Field of Classification Search** D6/509,
D6/510, 511; D19/52, 20, 75, 77, 78, 86,
D19/95; D14/389; 206/562; 381/337; 108/26;
248/346.01; D3/318; 24/67.3; 281/35,
281/44, 45; D7/590

See application file for complete search history.

(56) **References Cited**

U.S. PATENT DOCUMENTS

1,482,742 A	2/1924	Gilchrist	
2,256,425 A	9/1941	Damiano	
D132,963 S *	7/1942	Salomon	D6/510
2,547,382 A	4/1951	Freeman	
3,022,589 A	2/1962	Kleinman	
3,331,226 A	7/1967	Fink	
3,744,435 A *	7/1973	Tracy et al.	108/26
3,983,583 A	10/1976	Herman et al.	
D258,293 S *	2/1981	Macowski	D19/95
D283,474 S *	4/1986	Appel	D6/511
4,713,949 A	12/1987	Wilcox	
5,018,628 A	5/1991	Schenck et al.	
D331,257 S *	11/1992	Breen et al.	D19/20

(Continued)

FOREIGN PATENT DOCUMENTS

DE 8033429 A 5/1982

DE	19514821 A1	11/1995
DE	19750946 A1	10/1998
FR	2510881 A	2/1983
FR	2595937 A	9/1987
GB	2164552 A	3/1986
WO	0305961 A2	5/2003

Primary Examiner—Robert M. Spear
Assistant Examiner—George D Kirschbaum
(74) *Attorney, Agent, or Firm*—Michael D. Lafrenz; Tara M. Hartman

(57) **CLAIM**

The ornamental design for a laundry worksurface, as shown and described.

DESCRIPTION

FIG. 1 is a right front perspective view of the ornamental design for a first embodiment laundry worksurface according to the invention;

FIG. 2 is a front elevational view of the laundry worksurface of FIG. 1;

FIG. 3 is a right side elevational view of the laundry worksurface of FIG. 1, the left side of which is a mirror image thereof;

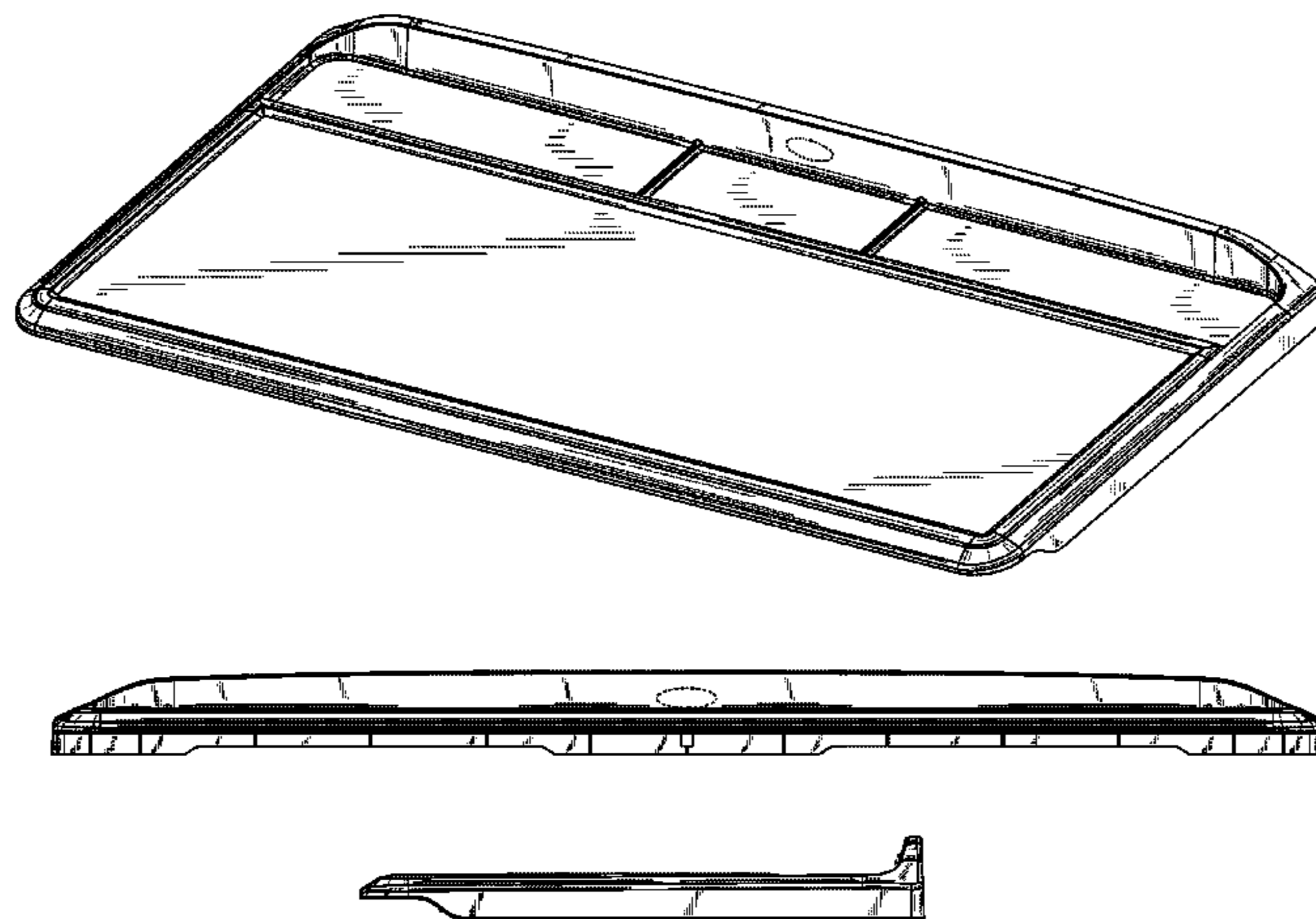
FIG. 4 is a top plan view of the laundry worksurface of FIG. 1;

FIG. 5 is a right front perspective view of the ornamental design for a second embodiment laundry worksurface according to the invention; and,

FIG. 6 is a right front perspective view of the ornamental design for a third embodiment laundry worksurface according to the invention.

The broken lines depict unclaimed environmental subject matter.

1 Claim, 5 Drawing Sheets



US D562,039 S

Page 2

U.S. PATENT DOCUMENTS

D350,646	S	*	9/1994	Bescher et al.	D3/318	D541,563	S	*	5/2007	LaBonia et al.	D6/511
D395,639	S	*	6/1998	Ham et al.	D14/389	2002/0043604	A1	*	4/2002	Cooper et al.	248/346.01
5,983,808	A		11/1999	Weil		2003/0222085	A1		12/2003	Kaczmarek	
D417,701	S	*	12/1999	Jack	D19/52	2004/0022405	A1	*	2/2004	Caron et al.	381/337
6,386,378	B1		5/2002	Scharing		2005/0040070	A1	*	2/2005	Adams	206/562
D532,455	S	*	11/2006	Beardslee	D19/52	2007/0051864	A1	*	3/2007	Bartell et al.	248/346.01
D534,215	S	*	12/2006	Nakata	D19/52						

* cited by examiner

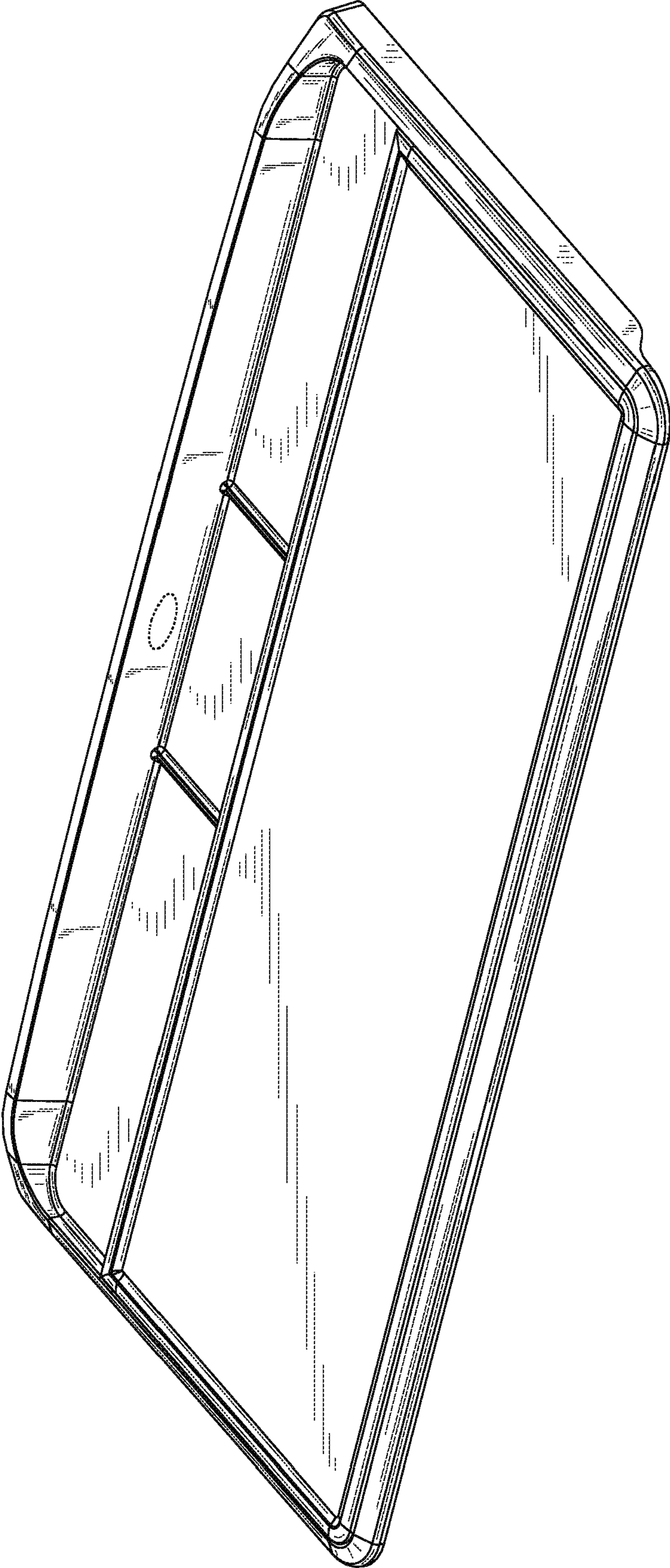


Fig. 1

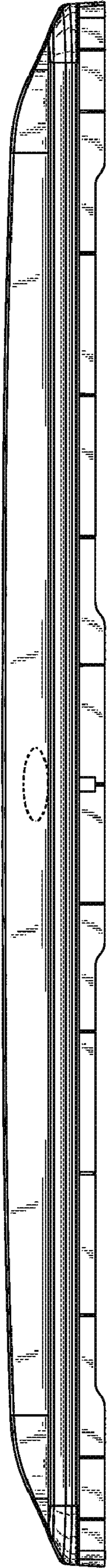


Fig. 2




Fig. 3

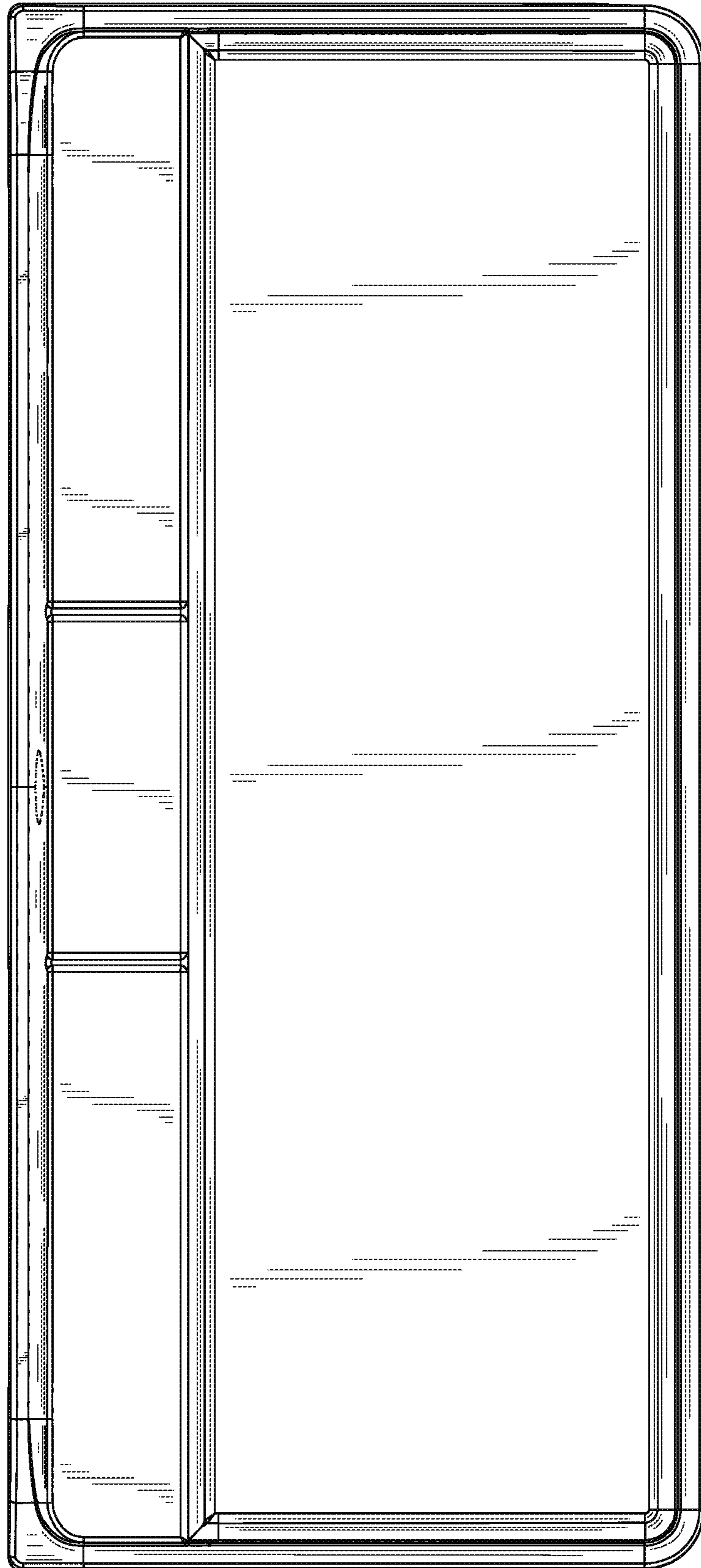


Fig. 4

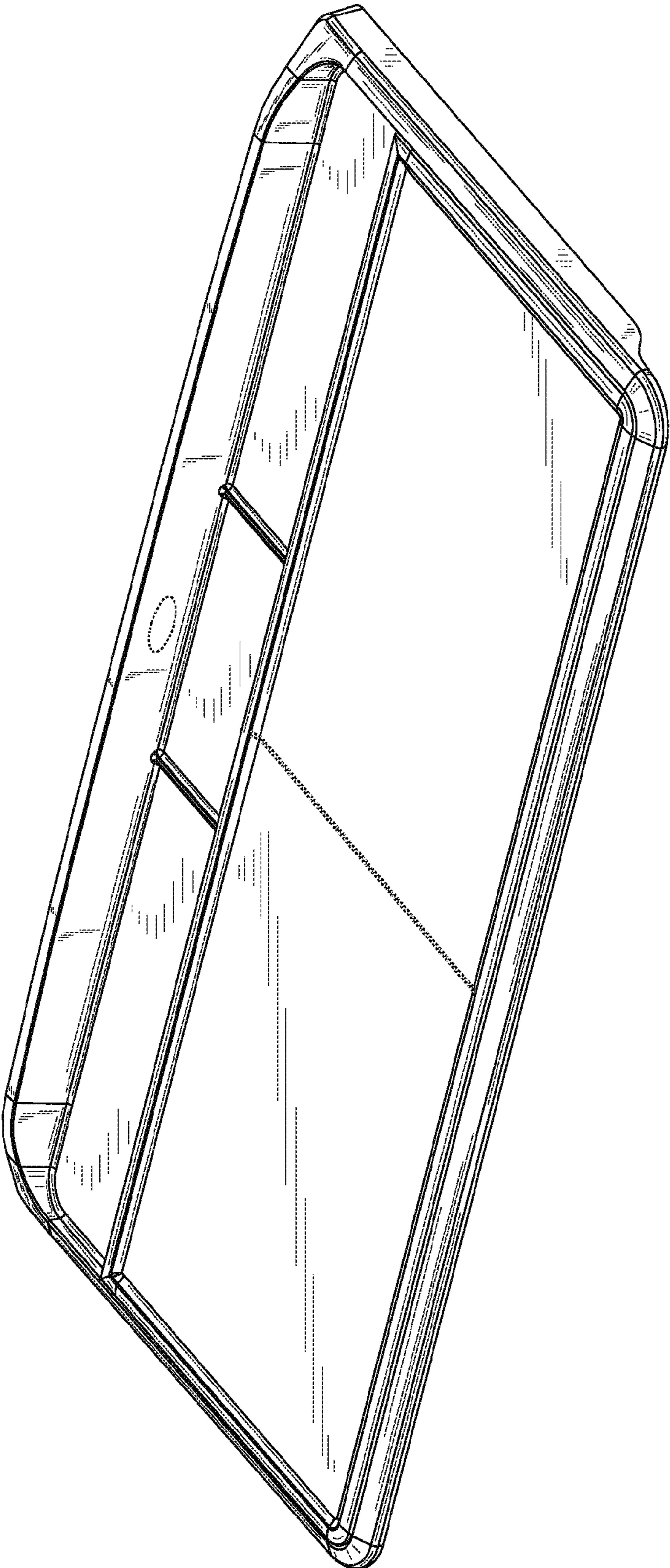


Fig. 5

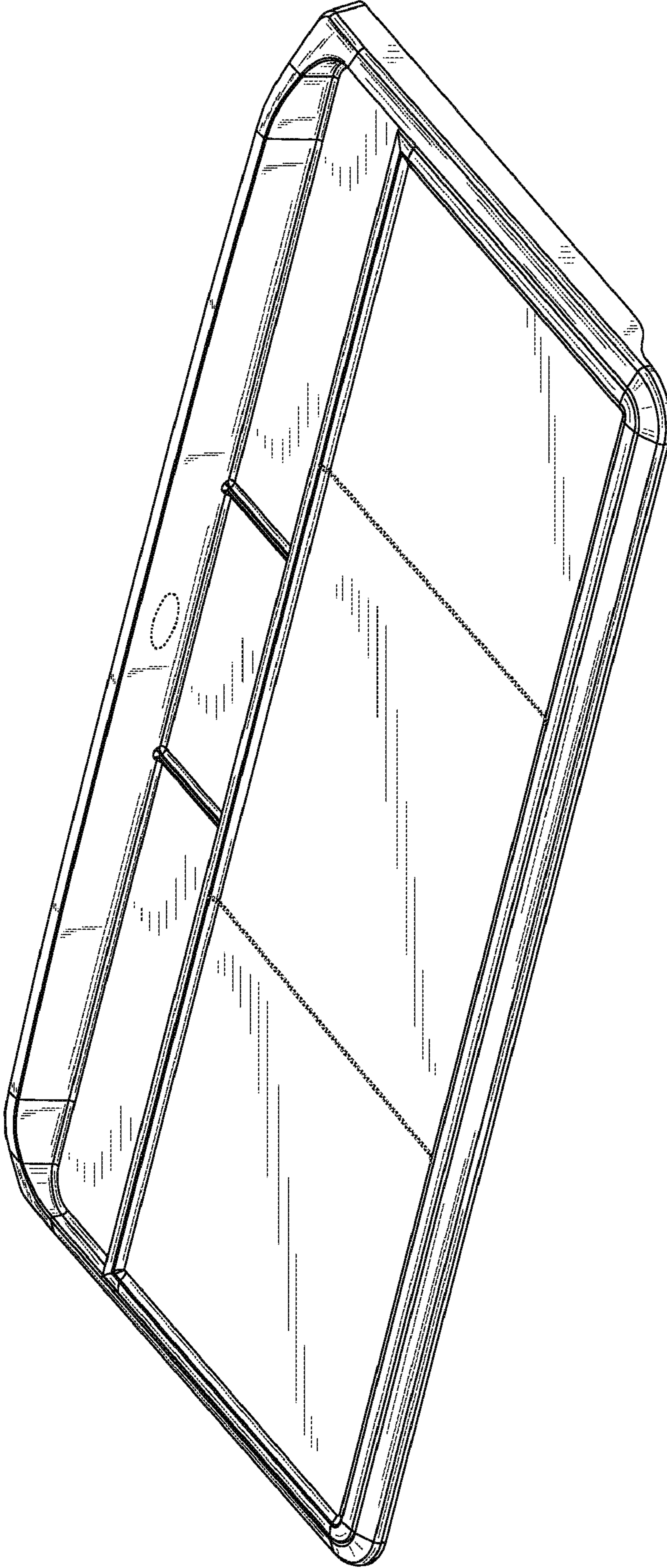


Fig. 6