

US00D562036S

(12) **United States Design Patent**
Roberts

(10) **Patent No.:** **US D562,036 S**

(45) **Date of Patent:** **** Feb. 19, 2008**

(54) **TABLE PEDESTAL**

D463,169 S * 9/2002 Russell et al. D6/486

(76) Inventor: **Martin Roberts**, 37 E. 18th St., New York City, New York County, NY (US) 10003

* cited by examiner

Primary Examiner—Janice E. Seeger

(**) Term: **14 Years**

(57) **CLAIM**

(21) Appl. No.: **29/277,637**

The ornamental design for a table pedestal, as shown and described.

(22) Filed: **Mar. 5, 2007**

DESCRIPTION

(51) **LOC (8) Cl.** **06-06**

(52) **U.S. Cl.** **D6/495; D6/498; D6/485**

(58) **Field of Classification Search** D6/480–489, D6/495–499, 429–431, 450–453; 108/150, 108/157.14, 153.1, 157.1, 161; 248/188, 248/188.1, 188.7, 188.8

FIG. 1 is a top, front and left side perspective view of a table pedestal showing the new design, with broken lines indicating environmental structure that is not part of the new design.

See application file for complete search history.

FIG. 2 is a back elevational view of a table pedestal showing the new design, with broken lines indicating environmental structure that is not part of the new design. The front, left and right side elevational views are mirror images of the back elevational view; and,

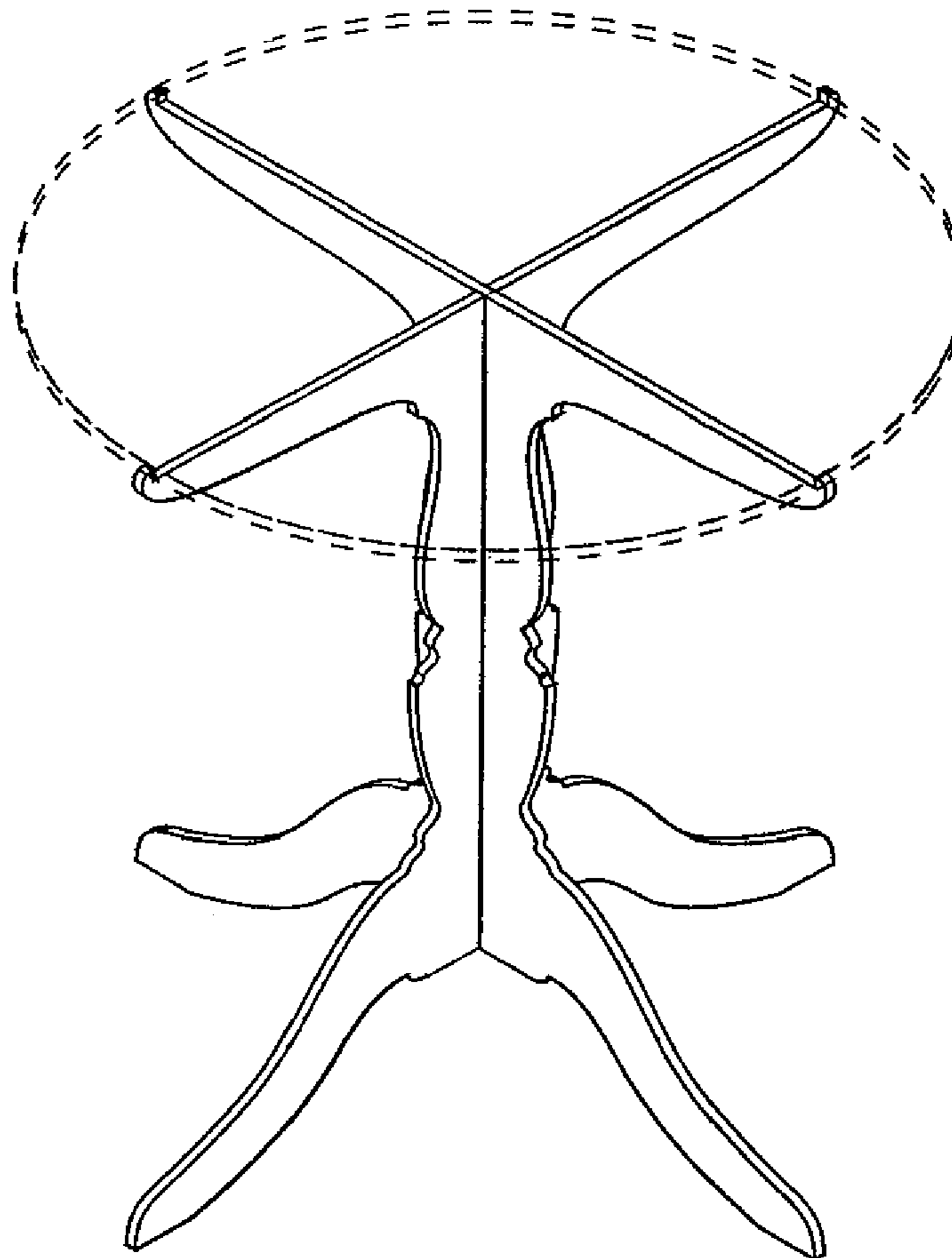
(56) **References Cited**

U.S. PATENT DOCUMENTS

- 1,903,631 A * 4/1933 Morrison 108/150
- 1,919,193 A * 7/1933 Beiger 248/188.3
- D287,798 S * 1/1987 Venturi D6/498
- D438,410 S * 3/2001 Mancini D6/498

FIG. 3 is a top view of a table pedestal showing the new design, with broken lines indicating environmental structure that is not part of the new design.

1 Claim, 2 Drawing Sheets



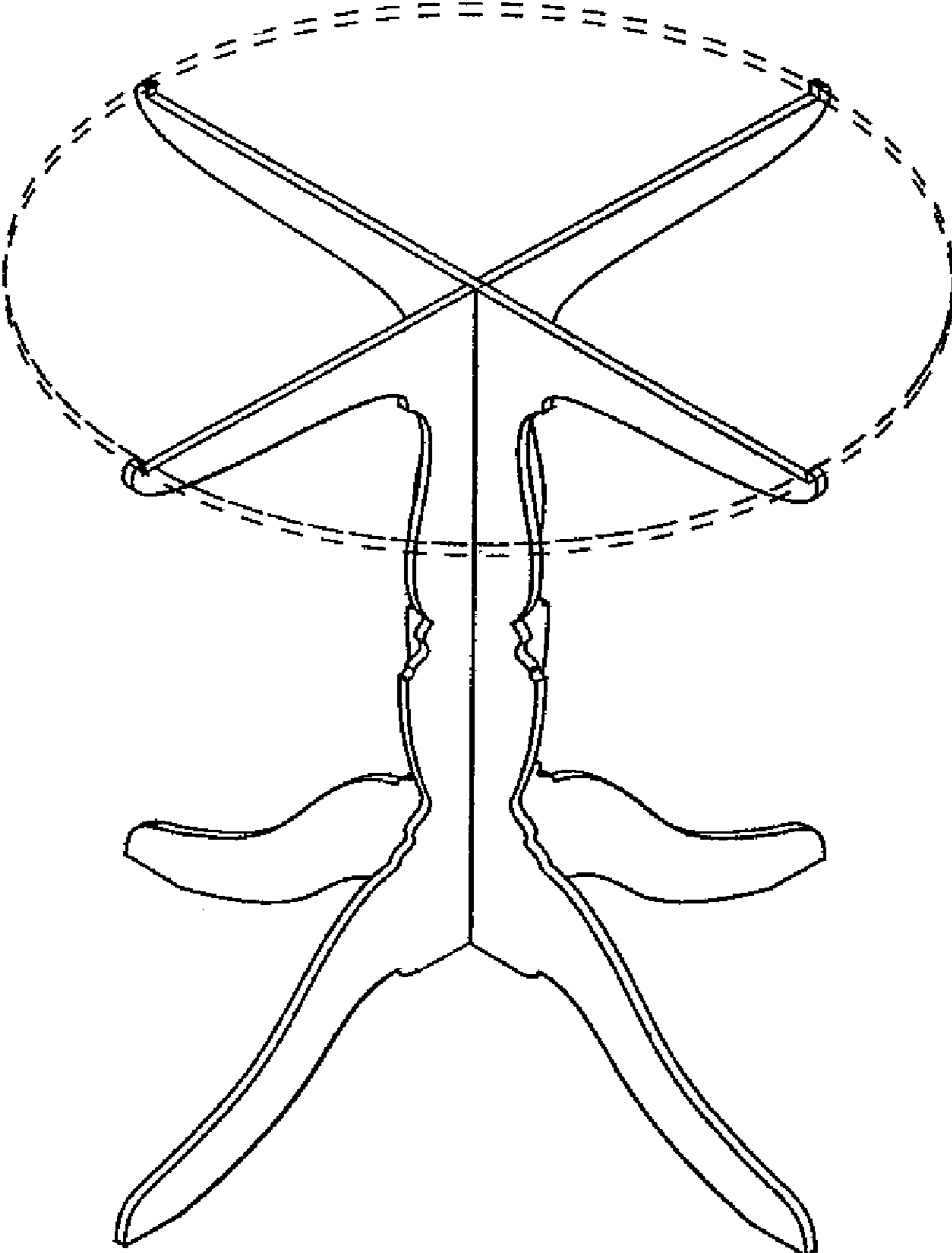


FIGURE 1

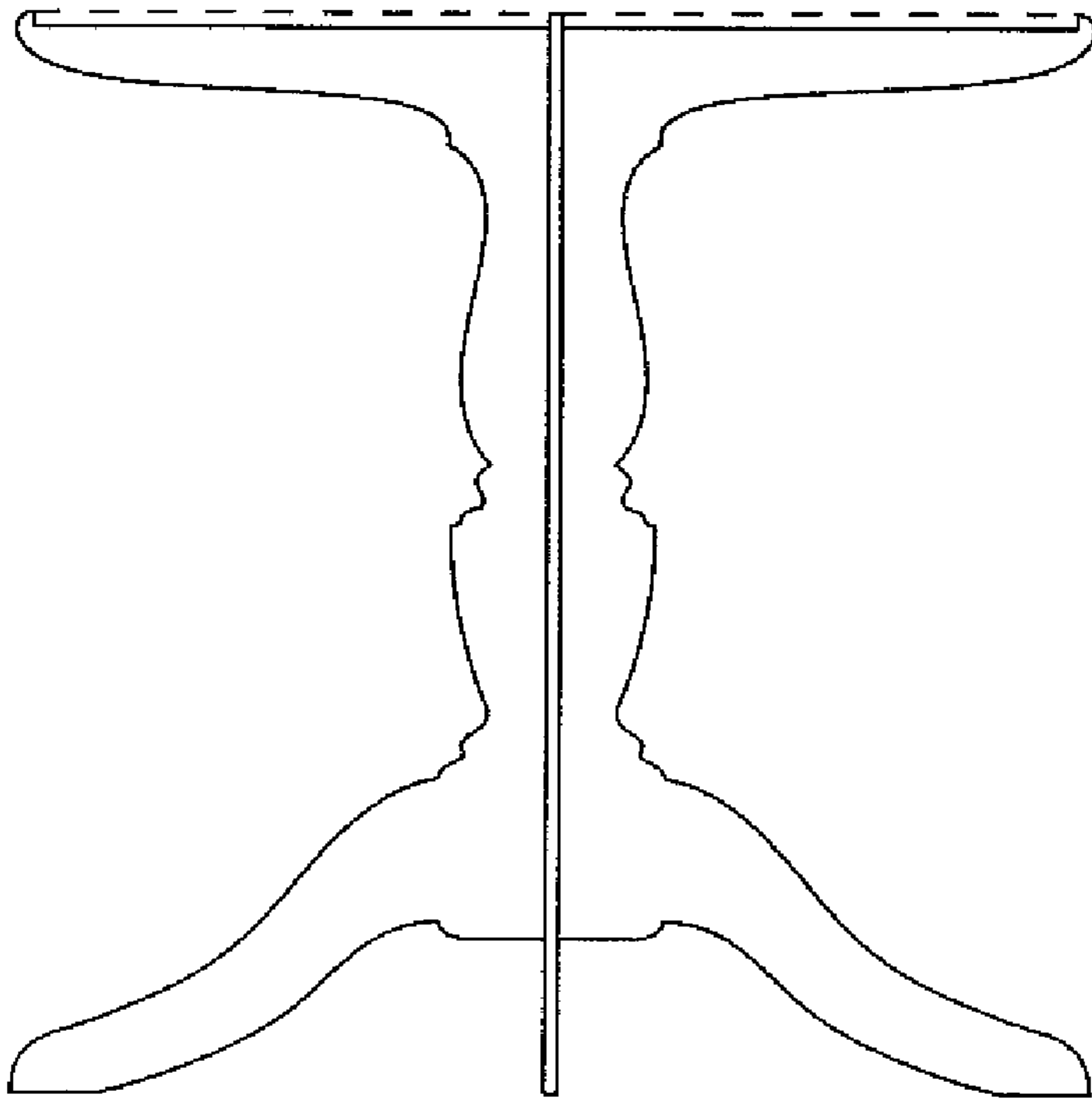


FIGURE 2

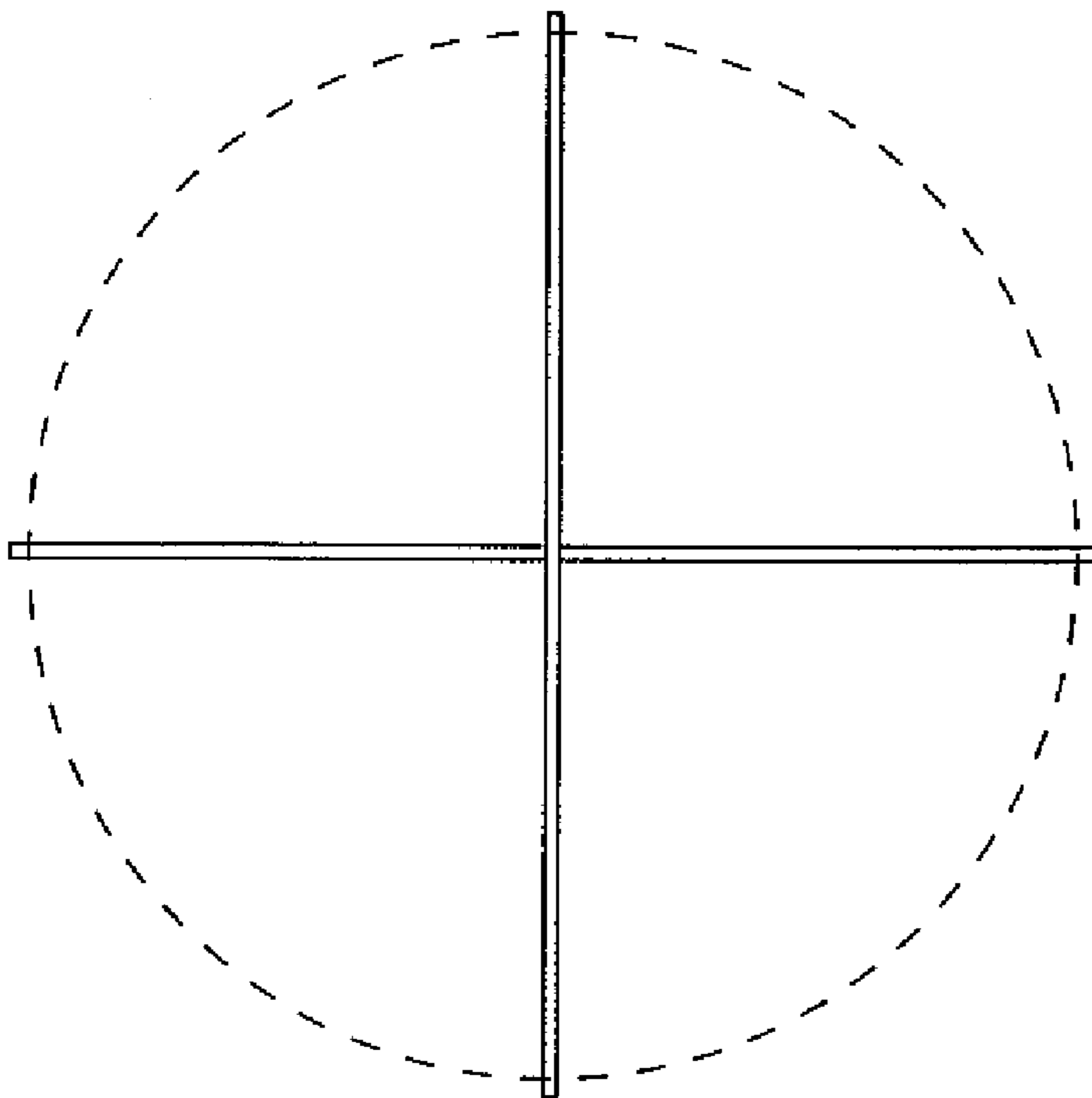


FIGURE 3