

US00D562031S

(12) **United States Design Patent**
Riesenberg

(10) **Patent No.:** **US D562,031 S**

(45) **Date of Patent:** **** *Feb. 19, 2008**

(54) **BASE FOR PRECIOUS STONES**

(75) Inventor: **Miki (Michael) Riesenberg,**
Ramat-Gan (IL)

(73) Assignees: **S.K.R. Diamonds Ltd.,** Ramat-Gan
(IL); **Advanced Quality A.C.C. Ltd.,**
Ramat-Gan (IL)

(**) Term: **14 Years**

(21) Appl. No.: **29/225,277**

(22) Filed: **Mar. 15, 2005**

(51) **LOC (8) Cl.** **06-04**

(52) **U.S. Cl.** **D6/476**

(58) **Field of Classification Search** D6/449,
D6/466, 467, 470, 475, 476; D19/75-78,
D19/90, 92; D28/61; 206/214; 211/50,
211/52, 131.1, 163; 312/114, 117
See application file for complete search history.

(56) **References Cited**

U.S. PATENT DOCUMENTS

- D209,240 S * 11/1967 Plogsted D6/476
- D249,608 S * 9/1978 Wright D6/476
- 4,403,702 A * 9/1983 Belokin, Jr. D6/476

- D275,920 S * 10/1984 Hannecke D6/467
- 4,953,696 A * 9/1990 Huang et al. 206/214
- 4,991,712 A * 2/1991 Wagner 206/214
- D356,829 S * 3/1995 Russomano et al. D19/77
- D418,947 S * 1/2000 Greiner D19/77
- D495,880 S * 9/2004 Warren, III D6/469
- 6,796,443 B2 * 9/2004 Lippman et al. 211/131.1

* cited by examiner

Primary Examiner—Mimosa De

(74) *Attorney, Agent, or Firm*—Pearl, Cohen, Zedek, Latzer,
LLP

(57) **CLAIM**


The ornamental design for a base for precious stones, as shown and described.

DESCRIPTION

FIG. 1 is a perspective view of the base;
FIG. 2 is a top view of the base shown in FIG. 1;
FIG. 3 is a bottom view of the base shown in FIG. 1; and,
FIG. 4 is a side view of base shown in FIG. 1.

The broken lines shown in the drawing are for illustrative purposes only and form no part of the claimed design.

1 Claim, 4 Drawing Sheets






FIG.1




FIG. 2




FIG. 3

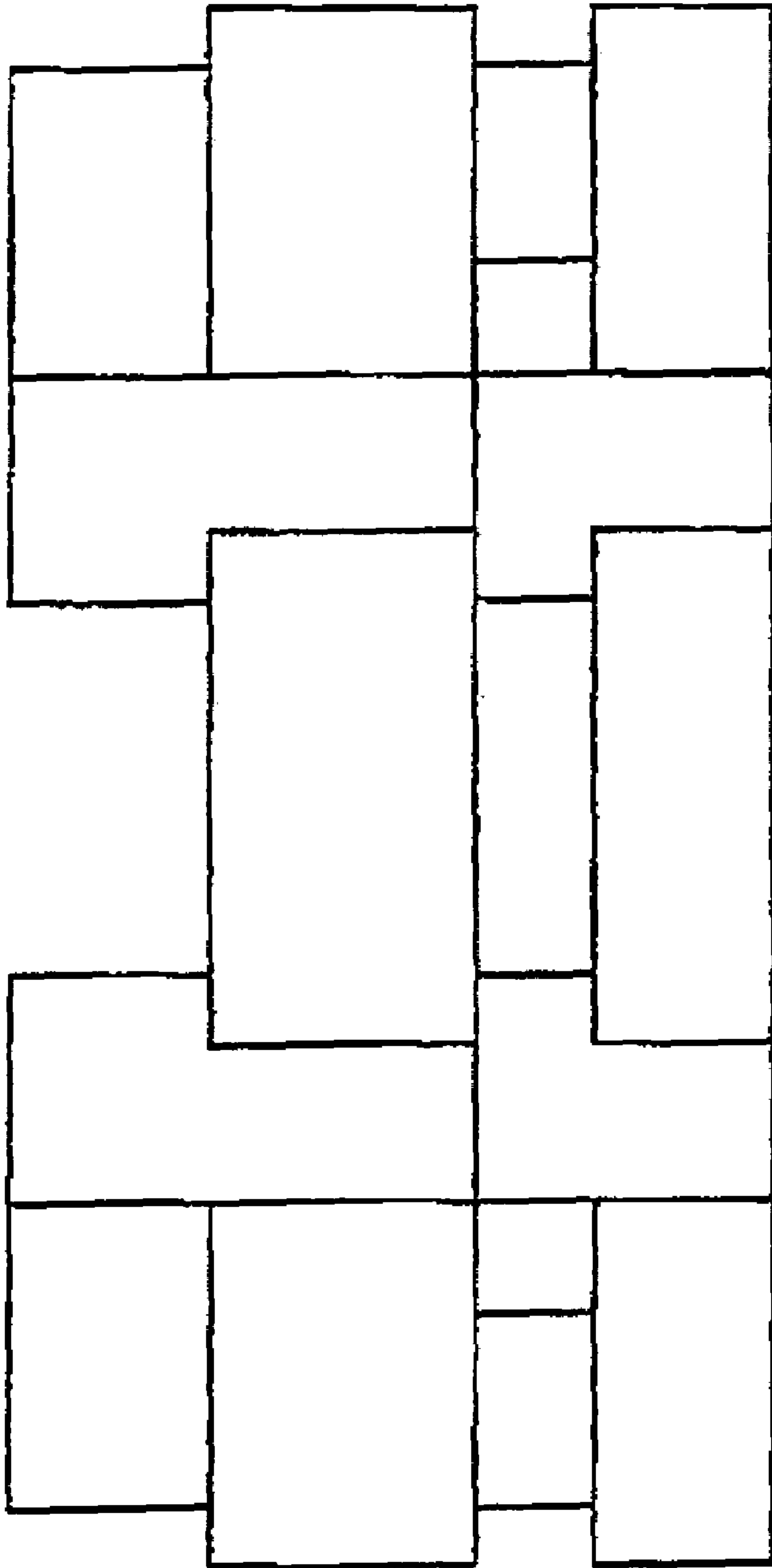


FIG. 4