



US00D562030S

(12) **United States Design Patent**
Parikh

(10) **Patent No.:** **US D562,030 S**

(45) **Date of Patent:** **** Feb. 19, 2008**

(54) **QUADRUPLE GUITAR STAND**

(76) Inventor: **Alaap O. Parikh**, 19 Fox Meadow La.,
Holmdel, NJ (US) 07733

(**) Term: **14 Years**

(21) Appl. No.: **29/276,019**

(22) Filed: **Jan. 11, 2007**

(51) **LOC (8) Cl.** **06-07**

(52) **U.S. Cl.** **D6/458**

(58) **Field of Classification Search** D6/467,
D6/462, 411, 315, 387, 316, 323, 320, 396,
D6/537, 317, 525, 499, 458; 211/88.01,
211/106, 13.1, 34, 40, 41.4, 85.31, 41.11,
211/49.1, 59.1; 297/188.06; 248/175; D8/358;
52/646; D30/106

See application file for complete search history.

(56) **References Cited**

U.S. PATENT DOCUMENTS

2,697,575 A * 12/1954 Charles 248/175
2,934,210 A * 4/1960 Jordan 211/41.11
D192,189 S * 2/1962 McMasters D8/358

3,021,010 A * 2/1962 McMasters 211/49.1
3,139,986 A * 7/1964 Strock 211/59.1
D230,164 S * 1/1974 Young D30/106
D407,580 S * 4/1999 Ossip D6/462
7,278,245 B2 * 10/2007 Rouse 52/646

* cited by examiner

Primary Examiner—Caron D. Veynar
Assistant Examiner—Sydney R Buffalow

(57) **CLAIM**

The ornamental design for a quadruple guitar stand, as shown and described.

DESCRIPTION

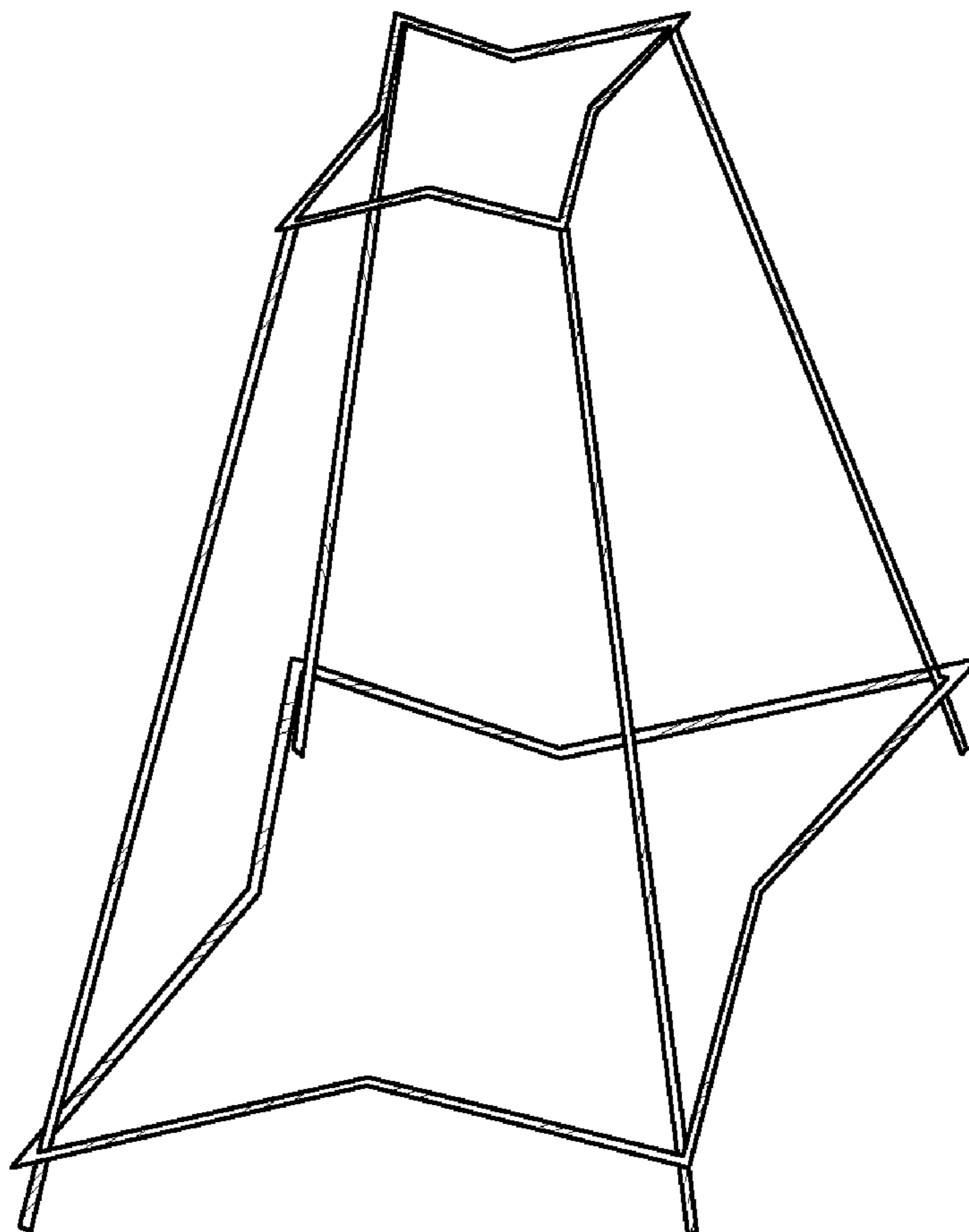
FIG. 1 is a perspective view of a quadruple guitar stand showing my new design;

FIG. 2 is a top plan view thereof;

FIG. 3 is a front elevation view thereof, the rear elevation view, the right side elevation view, and the left side elevation view being identical thereof; and,

FIG. 4 is a bottom plan view thereof.

1 Claim, 1 Drawing Sheet



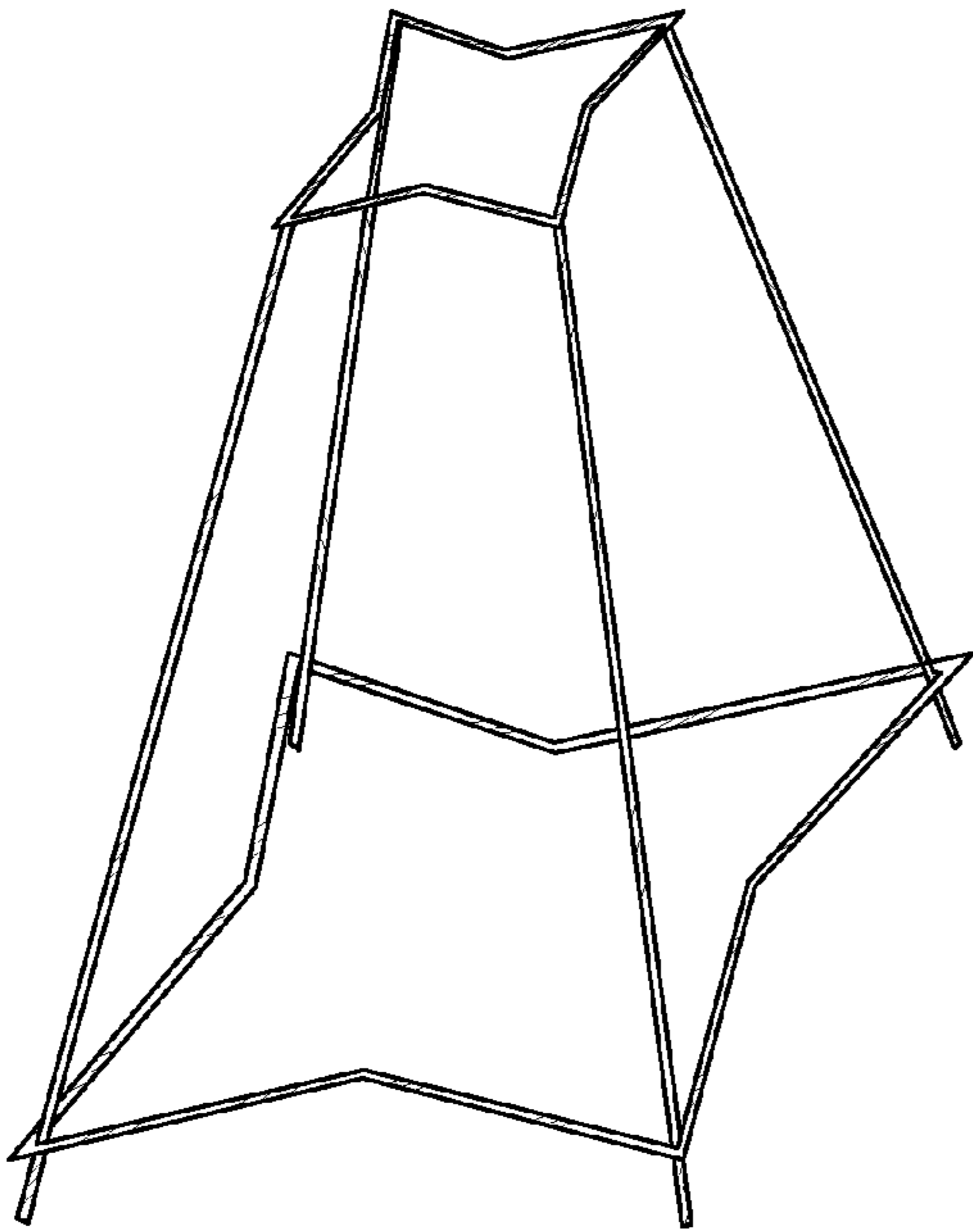


Fig. 1




Fig. 2

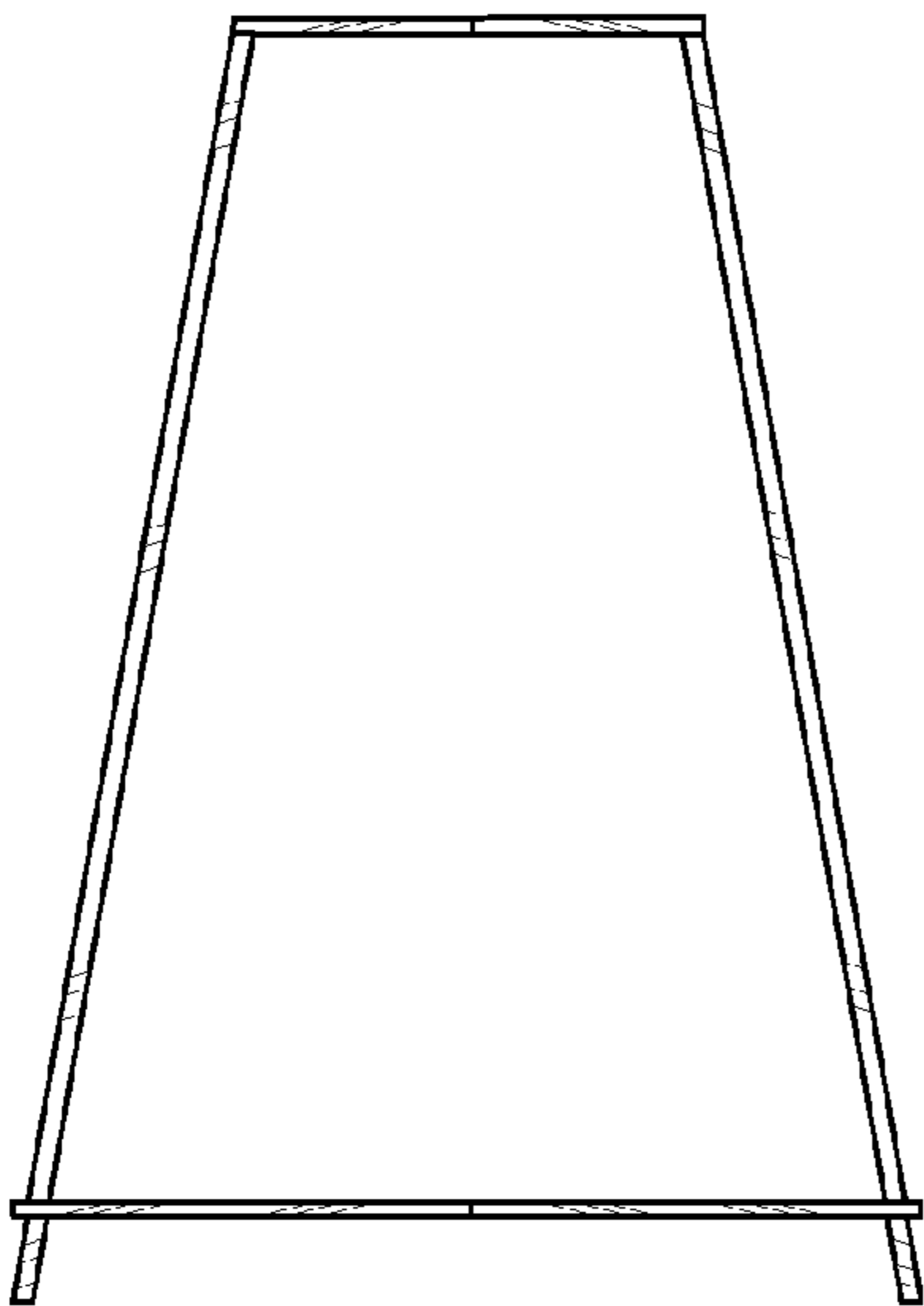


Fig. 3




Fig. 4