



US00D562019S

(12) **United States Design Patent**
Lievore

(10) **Patent No.:** **US D562,019 S**

(45) **Date of Patent:** **** Feb. 19, 2008**

(54) **CHAIR**

(75) Inventor: **Alberto Lievore**, Barcelona (ES)

(73) Assignee: **Arper S.p.A.**, Monastier Di Treviso (IT)

(**) Term: **14 Years**

(21) Appl. No.: **29/281,703**

(22) Filed: **Jun. 29, 2007**

Related U.S. Application Data

(62) Division of application No. 29/241,486, filed on Oct. 27, 2005, now Pat. No. Des. 558,479.

(30) **Foreign Application Priority Data**

May 6, 2005 (EM) 338645

(51) **LOC (8) Cl.** **06-01**

(52) **U.S. Cl.** **D6/366**

(58) **Field of Classification Search** D6/366,
D6/373, 334-335, 374-376, 369-370, 379-380,
D6/500-502; 297/445.1, 448.1, 448.2, 452.63,
297/452.18, 452.19, 452.13, 446.1
See application file for complete search history.

(56) **References Cited**

U.S. PATENT DOCUMENTS

D181,676 S * 12/1957 Ristenpart D6/373
D197,643 S * 3/1964 Kramer D6/366
D200,308 S * 2/1965 Klausen D6/366

D220,388 S * 4/1971 Kramer D6/366
D236,173 S * 8/1975 Ruf D6/366
D245,378 S * 8/1977 Roericht D6/366
D425,322 S * 5/2000 Chu D6/366
D460,870 S * 7/2002 Van De Riet et al. D6/366
D488,630 S * 4/2004 McCann D6/366
D504,026 S * 4/2005 Glass et al. D6/366
D520,254 S * 5/2006 Kinoshita D6/366
D520,764 S * 5/2006 Kinoshita et al. D6/366
D546,085 S * 7/2007 Ritch et al. D6/366

* cited by examiner

Primary Examiner—Caron D. Veynar

Assistant Examiner—Abraham Bahta

(74) *Attorney, Agent, or Firm*—Scully, Scott, Murphy & Presser, P.C.

(57) **CLAIM**

The ornamental design for a chair, as shown and described.

DESCRIPTION

FIG. 1 is a bottom view of the chair, showing my new design;

FIG. 2 is a left side view thereof;

FIG. 3 is a front view thereof;

FIG. 4 is a rear view thereof;

FIG. 5 is a right side view thereof;

FIG. 6 is a front and side perspective view thereof; and,

FIG. 7 is a top view thereof.

1 Claim, 7 Drawing Sheets



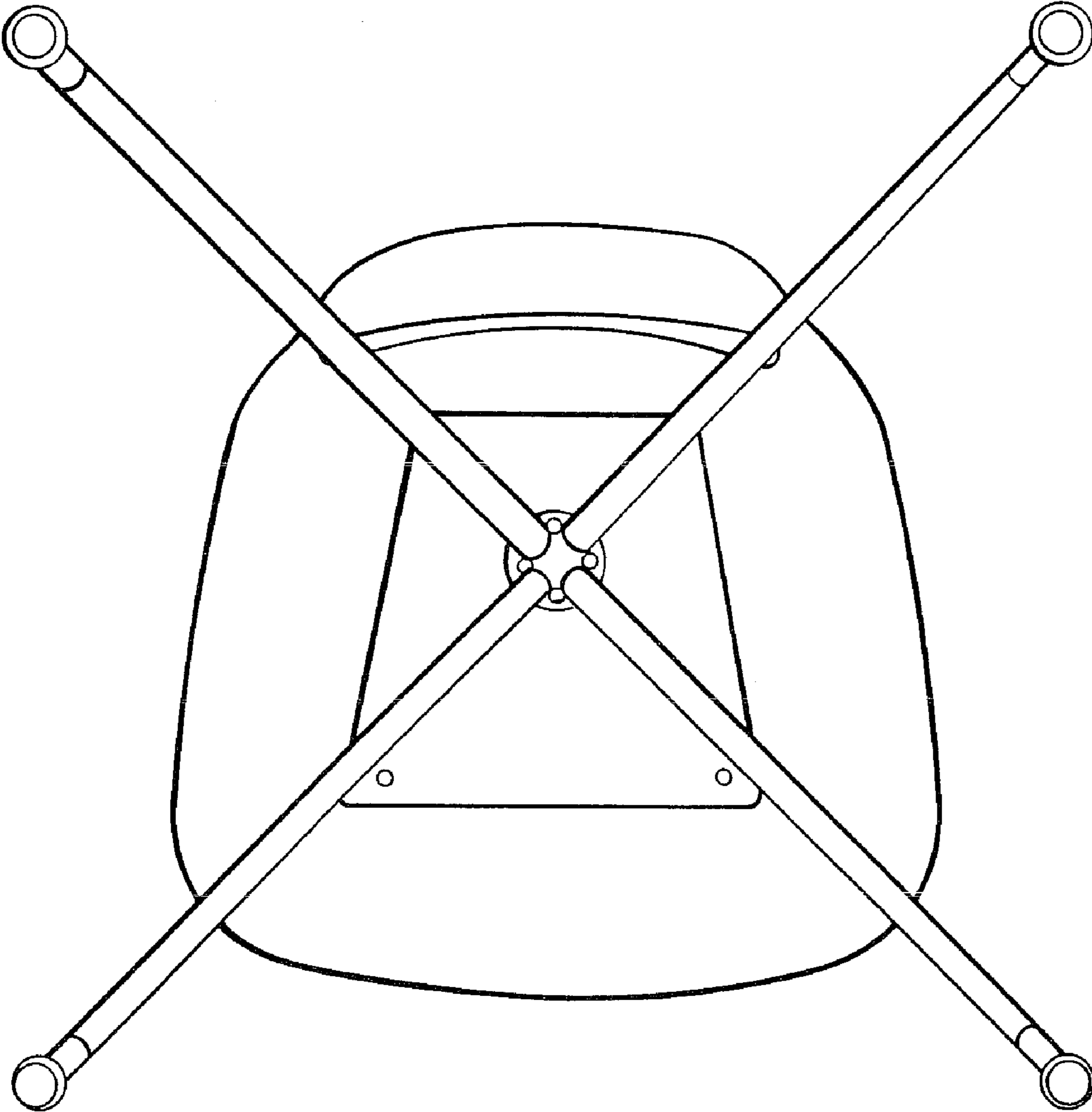


Fig. 1



Fig. 2




Fig. 3

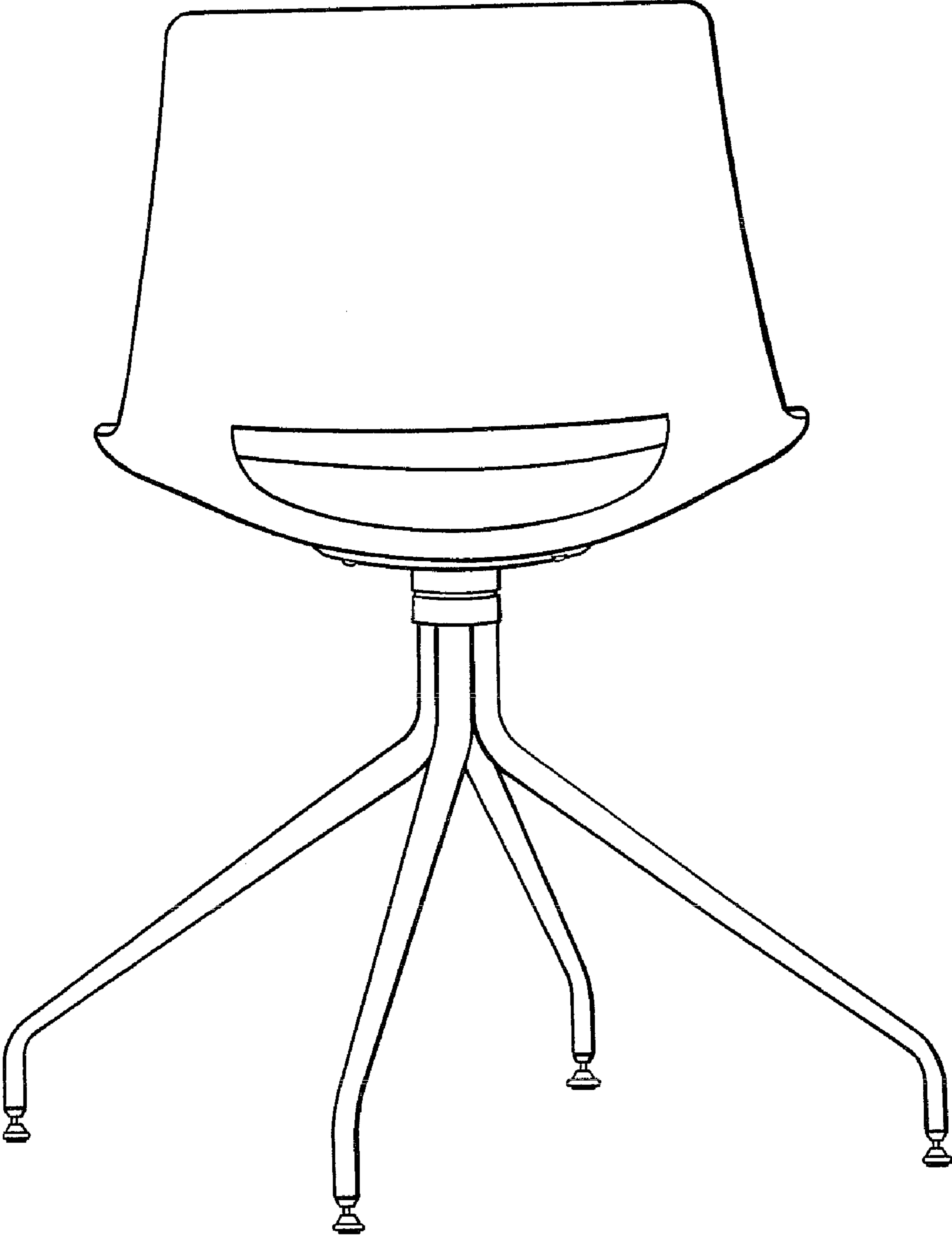


FIG. 4

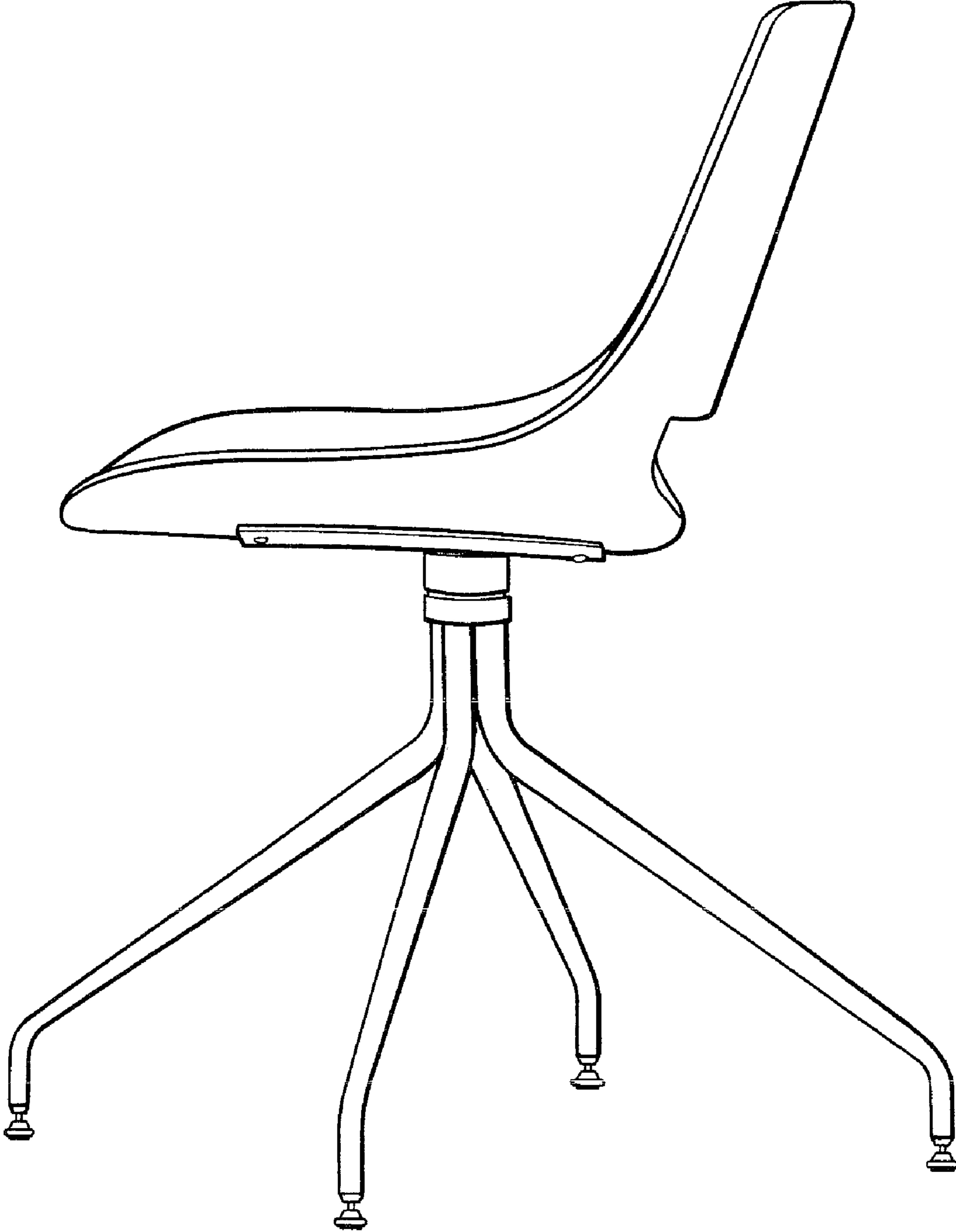


Fig. 5



FIG. 6




Fig. 7