

US00D562015S

(12) **United States Design Patent** (10) **Patent No.:** **US D562,015 S**
Draheim (45) **Date of Patent:** **** Feb. 19, 2008**

(54) **MIRROR AND DRAWER COMBINATION**

D521,748 S * 5/2006 Mohundro D6/300

(75) Inventor: **Harvey J. Draheim**, Weyauwega, WI (US)

FOREIGN PATENT DOCUMENTS

GB 13867 6/1896

(73) Assignee: **Delta Enterprise Corp.**, New York, NY (US)

OTHER PUBLICATIONS

(**) Term: **14 Years**

The Mirror Book, by Herbert Schiffer, Schiffer Publishing LTD, p. 204 #532.*

(21) Appl. No.: **29/286,318**

U.S. Appl. No. 29/286,328, filed Apr. 30, 2007, Draheim.

(22) Filed: **Apr. 30, 2007**

1988 Simmons Juvenile Products Company, Inc. Catalog: catalog p. 17.

(51) **LOC (8) Cl.** **06-07**

Ethan Allen, ©1992, p. 214, mirror #9 at bottom right.

(52) **U.S. Cl.** **D6/309; D6/300**

Simmons Juvenile Products Company, 1994 Catalog: Mirror No. 6414.

(58) **Field of Classification Search** D6/300-309, D6/444, 432, 568; 40/700-702, 714, 717, 40/721, 738, 727, 739, 742, 745, 746, 747, 40/777, 778, 779, 768, 790-791, 782-784; 312/204, 224

Simmons Juvenile Products Company, Inc. 1994 Catalog: Wall Mirror Nos. 4714-4718.

Supplement to Home Furnishings Daily, Dec. 17, 1965, mirror at far right.

See application file for complete search history.

* cited by examiner

Primary Examiner—Caron D. Veynar

Assistant Examiner—Sydney R Buffalow

(74) *Attorney, Agent, or Firm*—Hoffmann & Baron, LLP

(56) **References Cited**

(57) **CLAIM**

U.S. PATENT DOCUMENTS

The ornamental design for a mirror and drawer combination, as shown and described.

- D10,121 S * 7/1877 Pattberg D6/309
- D30,394 S * 3/1899 Hartley D6/477
- D38,780 S 9/1907 Beach
- D39,640 S 10/1908 Eustis
- D41,429 S * 6/1911 Golden D6/309
- D51,916 S * 4/1918 Brown D6/309
- D90,224 S * 7/1933 Allen D6/309
- D109,984 S 6/1938 Hickerson
- D145,312 S * 7/1946 Lessler D6/309
- 2,651,867 A 9/1953 Prew
- D243,378 S 2/1977 Tharp
- D244,660 S 6/1977 Vrignaud
- D285,504 S 9/1986 Messer
- D300,642 S 4/1989 Pawlik
- D303,593 S * 9/1989 Keller et al. D6/444
- D309,986 S 8/1990 Sakai
- D348,358 S 7/1994 Brunner
- D371,005 S 6/1996 Brunner
- D372,591 S 8/1996 Brunner
- D379,276 S * 5/1997 Shih D6/444

DESCRIPTION

FIG. 1 is a perspective view of the mirror and drawer combination according to my claimed design; the drawers and pulls are not part of the claimed design and are shown in phantom;

FIG. 2 is a top plan view thereof;

FIG. 3 is a front elevation view thereof; and,

FIG. 4 is a right side perspective view thereof; the left side perspective view is a mirror image of the right side perspective view and is therefore not illustrated.

The back and underside are not shown as they are not part of the claimed design.

1 Claim, 4 Drawing Sheets




FIG. 1




FIG. 2




FIG. 3

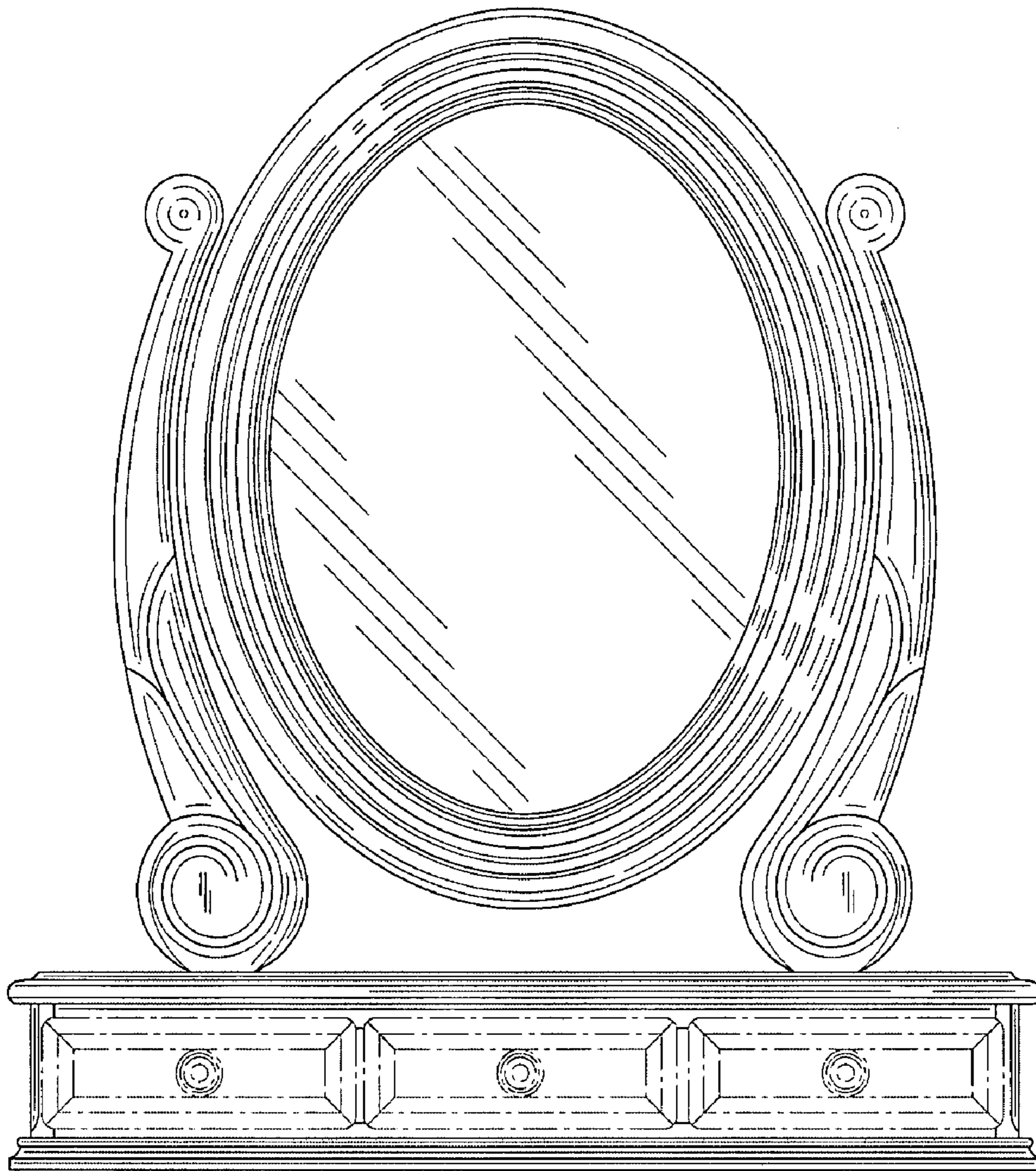


FIG. 4

