



US00D561996S

(12) **United States Design Patent** (10) **Patent No.:** **US D561,996 S**
Shor et al. (45) **Date of Patent:** **** Feb. 19, 2008**

(54) **STRIP FOR A CARRYING CASE**

(76) Inventors: **Otniel Shor**, 7 Bluebell Rd., Colts Neck, NJ (US) 07722; **Elaine M. Shor**, 7 Bluebell Rd., Colts Neck, NJ (US) 07722

(**) Term: **14 Years**

(21) Appl. No.: **29/244,167**

(22) Filed: **Dec. 6, 2005**

(51) **LOC (8) Cl.** **03-01**

(52) **U.S. Cl.** **D3/322**

(58) **Field of Classification Search** D3/273, D3/274, 279, 281, 282, 283, 285, 287, 289, D3/292, 301, 321, 322, 325, 318, 327, 328, D3/902, 276; 150/107; 190/100, 108, 109, 190/112, 115, 119, 127, 902, 903; 16/113.1; D2/894, 895

See application file for complete search history.

(56) **References Cited**

U.S. PATENT DOCUMENTS

D150,007 S *	6/1948	Giordano	D3/325
D292,748 S *	11/1987	Allen	D3/274
D324,772 S *	3/1992	Tang	D3/322
D329,139 S *	9/1992	Oltrogge	D3/279
D358,483 S *	5/1995	Cross et al.	D3/276
5,497,865 A *	3/1996	Yun-Pi	190/115
D506,609 S *	6/2005	Hillman	D3/289

* cited by examiner

Primary Examiner—Stella M. Reid
Assistant Examiner—Kathleen Sims
(74) *Attorney, Agent, or Firm*—Lawrence G. Fridman

(57) **CLAIM**

The ornamental design for an ornamental strip for a carrying case, as shown and described.

DESCRIPTION

FIG. 1 is a front elevational view of a first embodiment of a strip for a carrying case showing our new design;

FIG. 2 is a side elevational view thereof;

FIG. 3 is the opposite side elevational view thereof;

FIG. 4 is a bottom plan view thereof;

FIG. 5 is a top plan view thereof;

FIG. 6 is a front elevational view of a second embodiment of a strip for a carrying case;


FIG. 7 is a side elevational view thereof, the other side being a mirror image;

FIG. 8 is a top plan view thereof; and,

FIG. 9 is a bottom plan view thereof.

The broken line showing of a carrying case, zipper, and front details in FIGS. 1–9 is included for the purpose of illustrating portions of the strip for a carrying case and forms no part of the claimed design.

1 Claim, 3 Drawing Sheets






FIG. 2

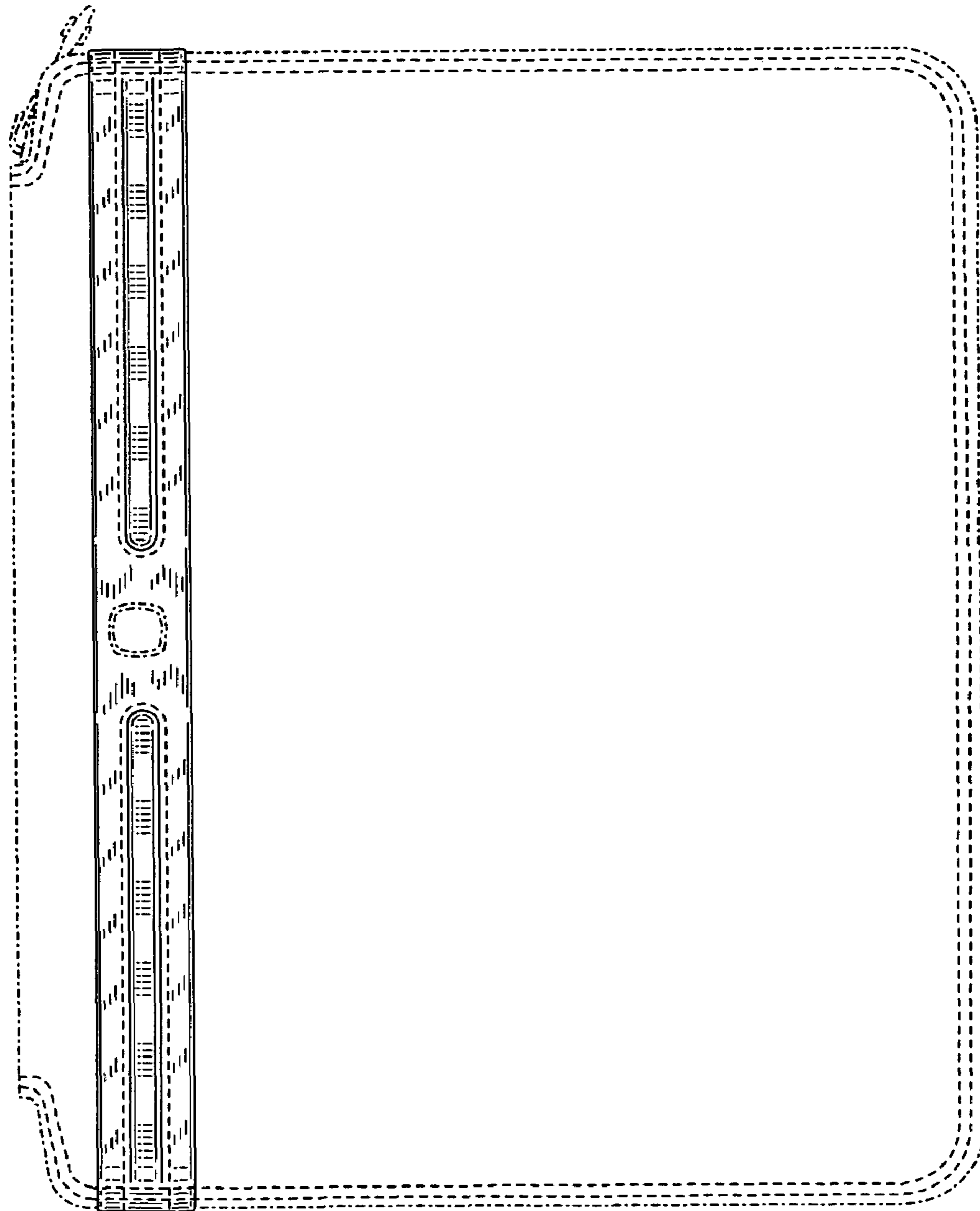


FIG. 1




FIG. 3

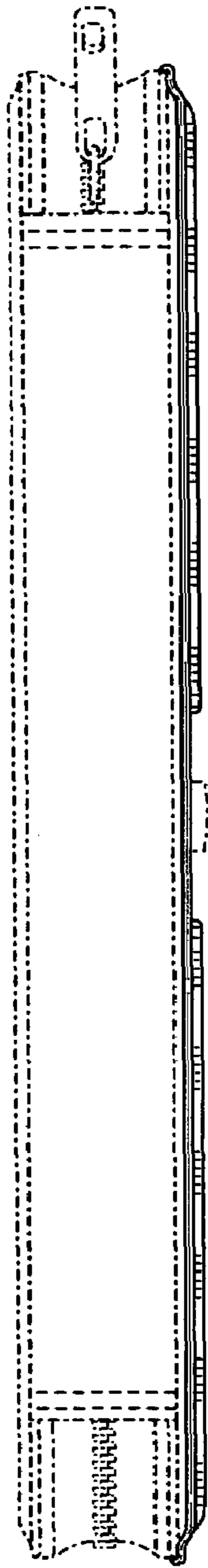


FIG. 4




FIG. 5



FIG. 8

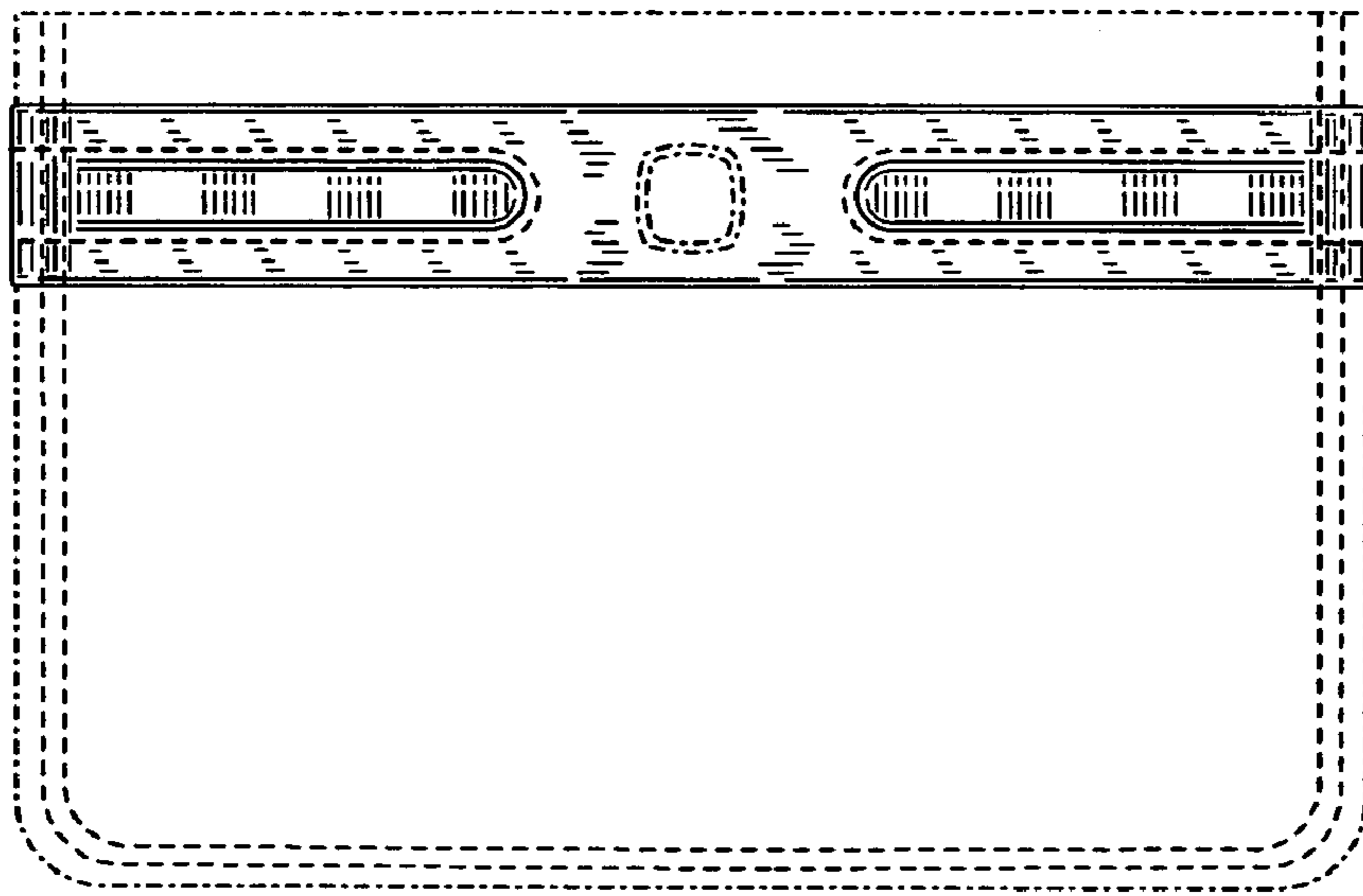


FIG. 6

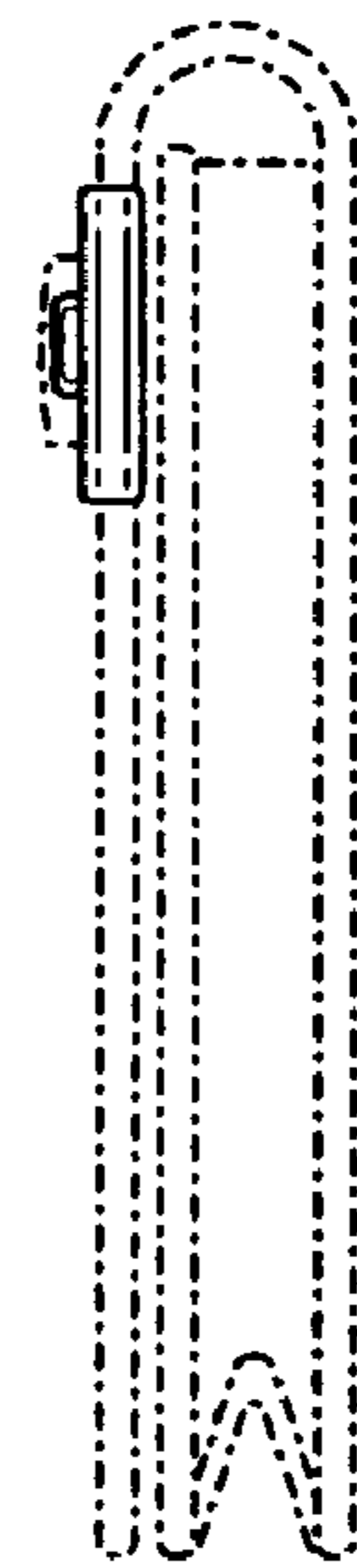


FIG. 7




FIG. 9