

US00D561986S

(12) **United States Design Patent**
Horne et al.

(10) **Patent No.:** **US D561,986 S**
(45) **Date of Patent:** **** Feb. 19, 2008**

(54) **FOOTWEAR SOLE**

(75) Inventors: **Lester F. Horne**, Grand Isle, VT (US);
Martin W. F. Dean, St. Albans (GB)

(73) Assignee: **Wolverine World Wide, Inc.**,
Rockford, MI (US)

(**) Term: **14 Years**

(21) Appl. No.: **29/268,662**

(22) Filed: **Nov. 9, 2006**

(51) **LOC (8) Cl.** **02-04**

(52) **U.S. Cl.** **D2/958; D2/953; D2/957**

(58) **Field of Classification Search** D2/902,
D2/947, 950-954, 956-960; 36/3 B, 22 R,
36/24.5, 25 R, 28, 67 A, 59 C, 103
See application file for complete search history.

(56) **References Cited**

U.S. PATENT DOCUMENTS

D76,528 S *	10/1928	Frey	D2/954
D237,323 S *	10/1975	Inohara et al.	D2/954
D248,065 S *	6/1978	Batra	D2/958
D248,897 S *	8/1978	Toothaker	D2/958
D263,645 S *	4/1982	Mastrantuone	D2/958
D264,268 S *	5/1982	Askew	D2/908
D298,681 S *	11/1988	Diaz	D5/53
D304,778 S *	11/1989	Le et al.	D2/955
D308,285 S *	6/1990	Serna	D2/958
D310,295 S *	9/1990	Boucher et al.	D2/958
D323,058 S *	1/1992	Chow	D2/958
D359,385 S *	6/1995	Meraw	D2/958
6,178,662 B1 *	1/2001	Legatzke	36/3 R
7,032,328 B2 *	4/2006	Wilson et al.	36/29
D540,016 S *	4/2007	McClaskie	D2/958
2001/0008053 A1 *	7/2001	Belli	36/28
2006/0156579 A1 *	7/2006	Hoffer et al.	36/28

OTHER PUBLICATIONS

CAT Footwear 1997 Catalog, p. 37.
Merrell Sandals Spring, Summer 1996 Catalog, 4.

Hy-Test 1998 Protective and Occupational Footwear Catalog, p. 69.
Merrell Spring 2000 Catalog, p. 41.

Harley-Davidson Footwear 2000 Catalog, p. 33.

Publication received on Dec. 4, 1992 by the Design Section of the JPO; Catalog issued by Tsukihoshikasei "93 Spring Catalog" on page 94; Design of article "outsole portion of shoe"; Public reference No. in the Design Section of the JPO: HC04044713 (Heisel 4(1992) Domestic catalog No. 147).

* cited by examiner

Primary Examiner—Celia A. Murphy

(74) *Attorney, Agent, or Firm*—Warner Norcross & Judd LLP

(57) **CLAIM**

The ornamental design for footwear sole, as shown and described.

DESCRIPTION

FIG. 1 is a perspective view of the footwear sole embodying the new design;

FIG. 2 is a bottom view thereof;

FIG. 3 is a right side view thereof;

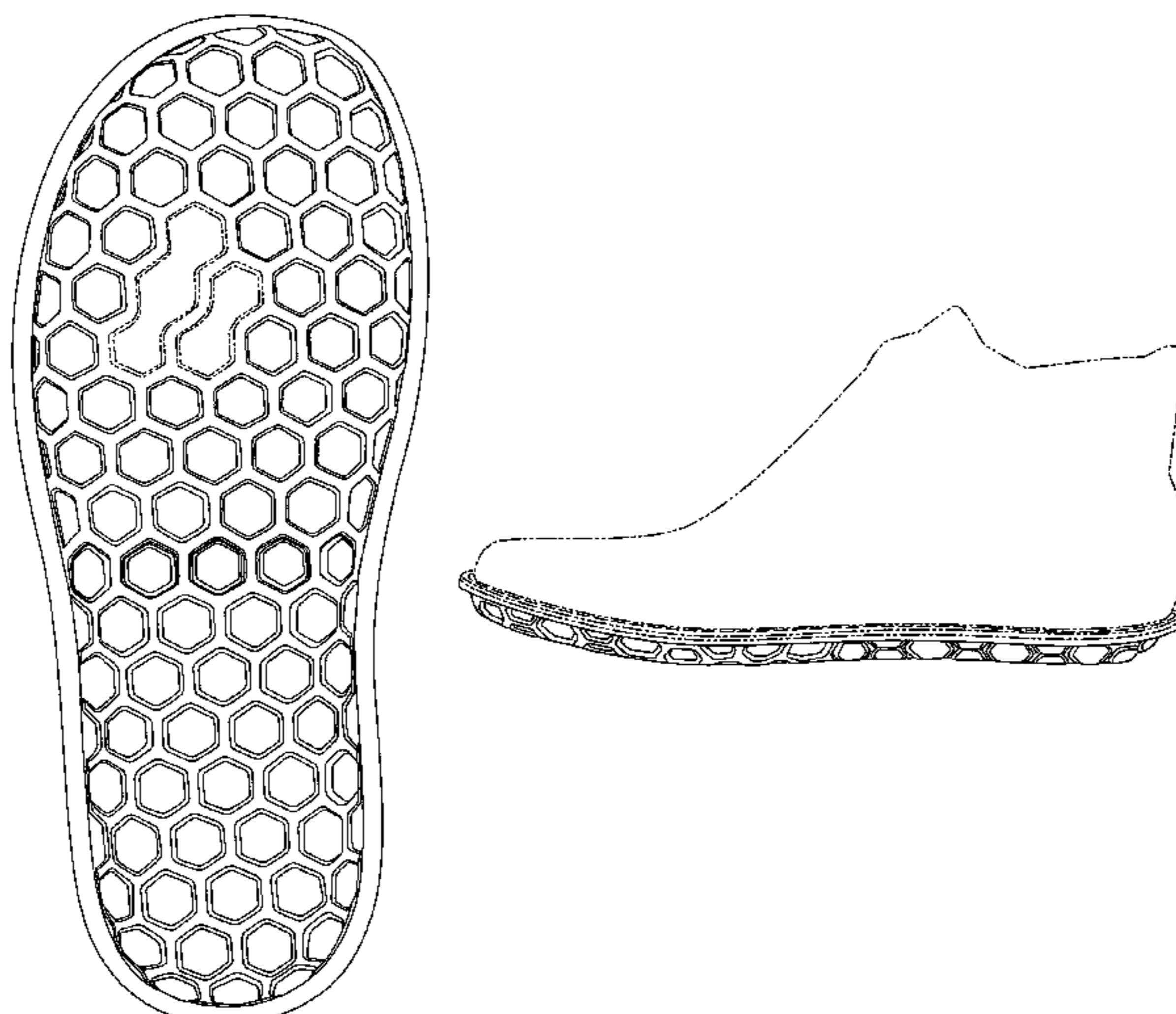
FIG. 4 is a left side view thereof;

FIG. 5 is a front view thereof; and,

FIG. 6 is a rear view thereof.

FIGS. 1-6 show features of an article of footwear in phantom lines. These features are shown for environmental purposes and do not form any part of the claimed design. Further, the phantom lines immediately adjacent the solid-line portions of the design form the boundary of the design, with the phantom lines forming no part of the claimed design.

1 Claim, 4 Drawing Sheets



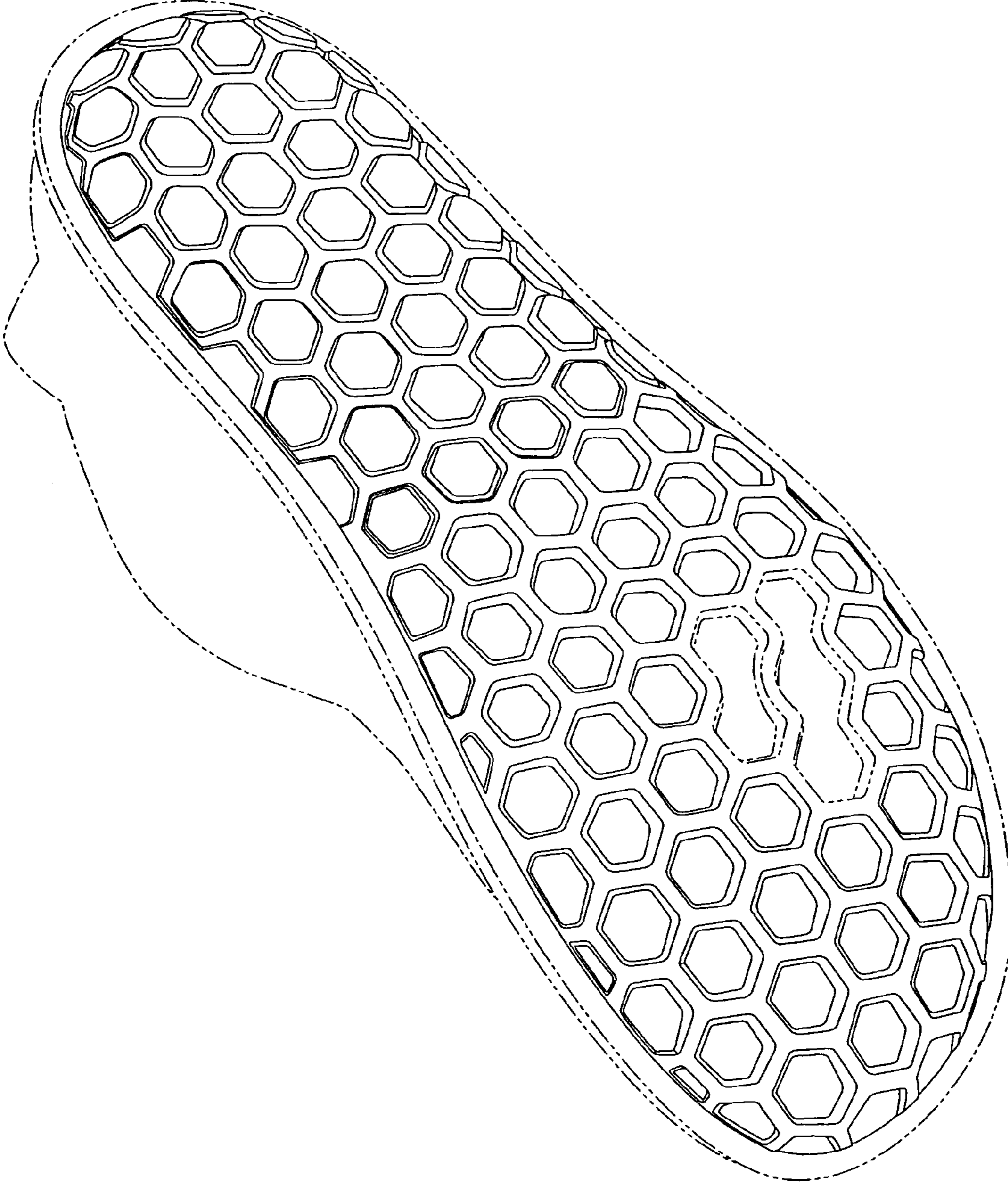


Fig. 1

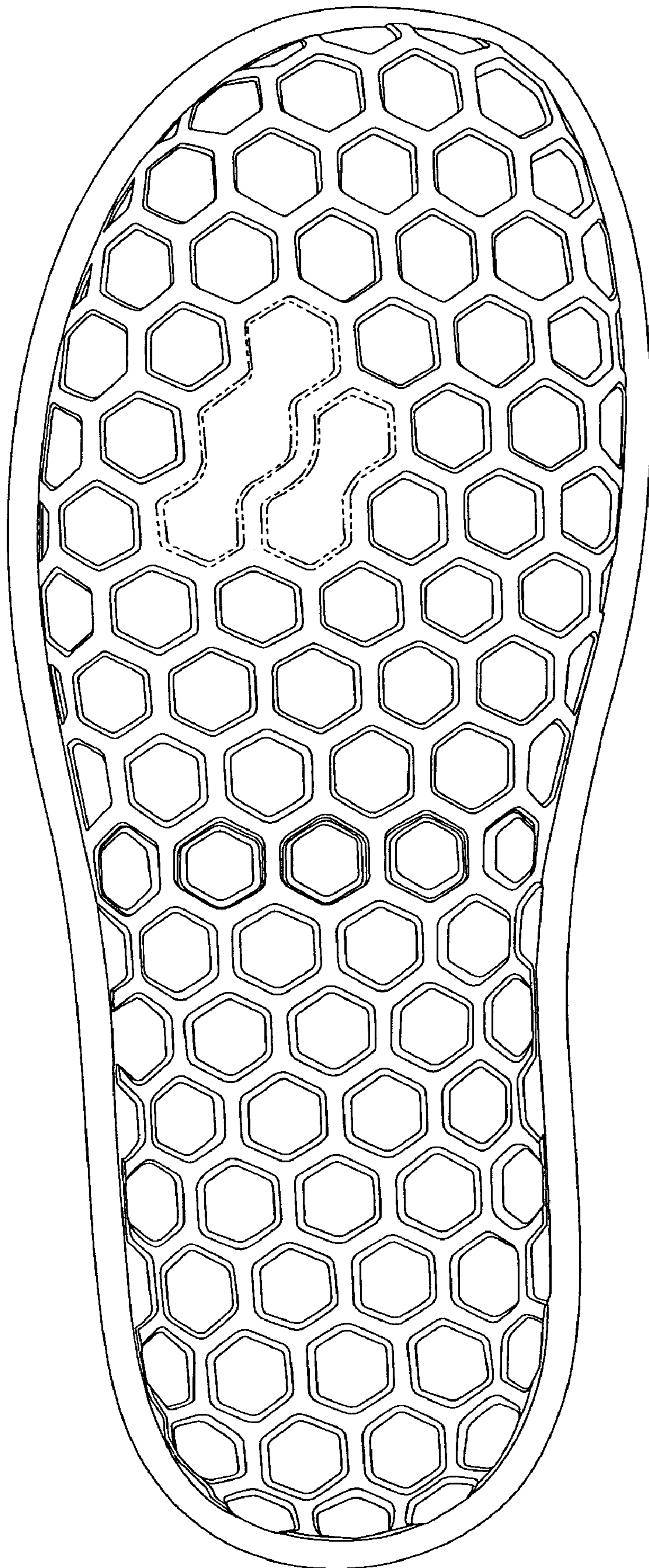


Fig. 2




Fig. 3




Fig. 4

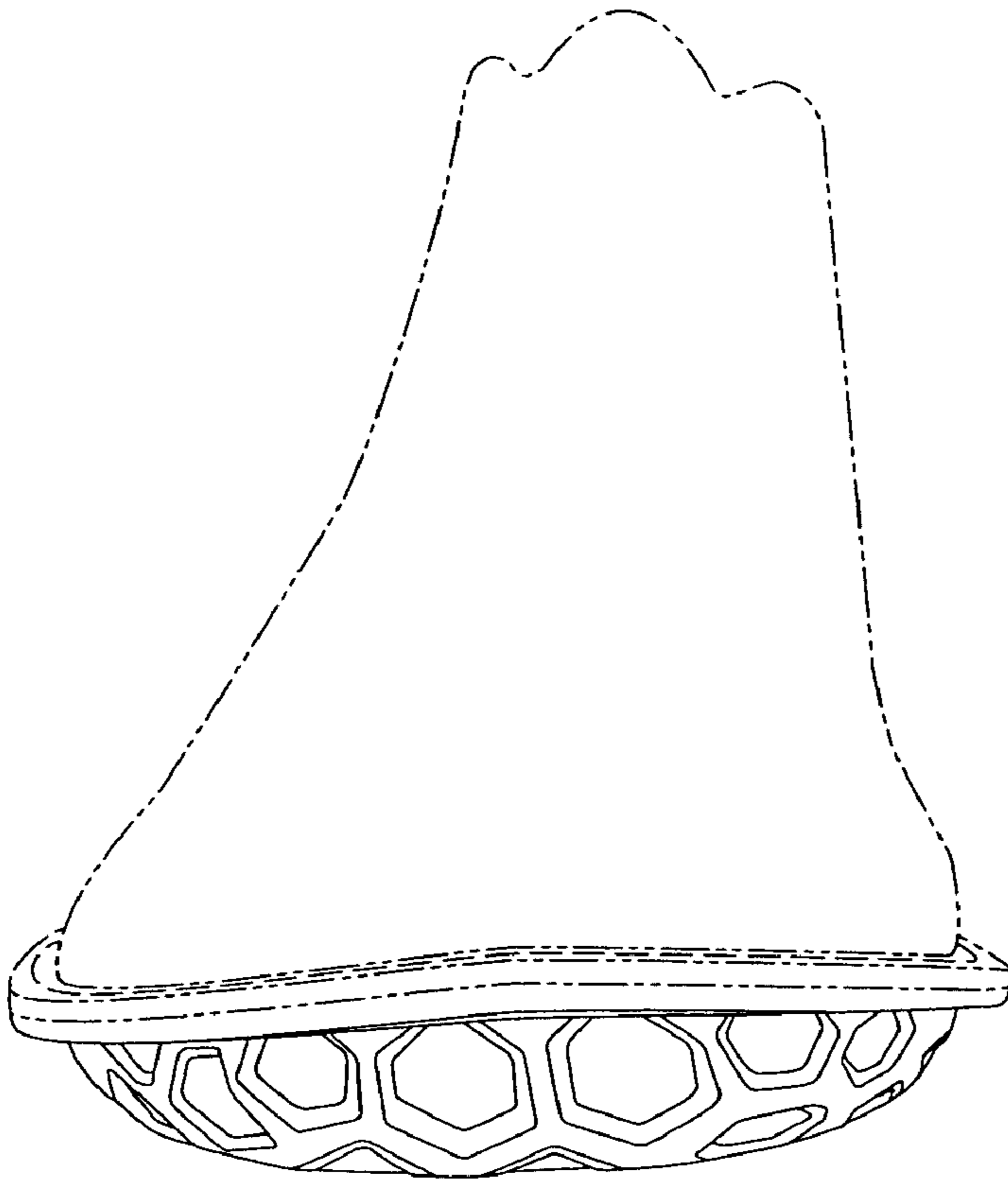


Fig. 5

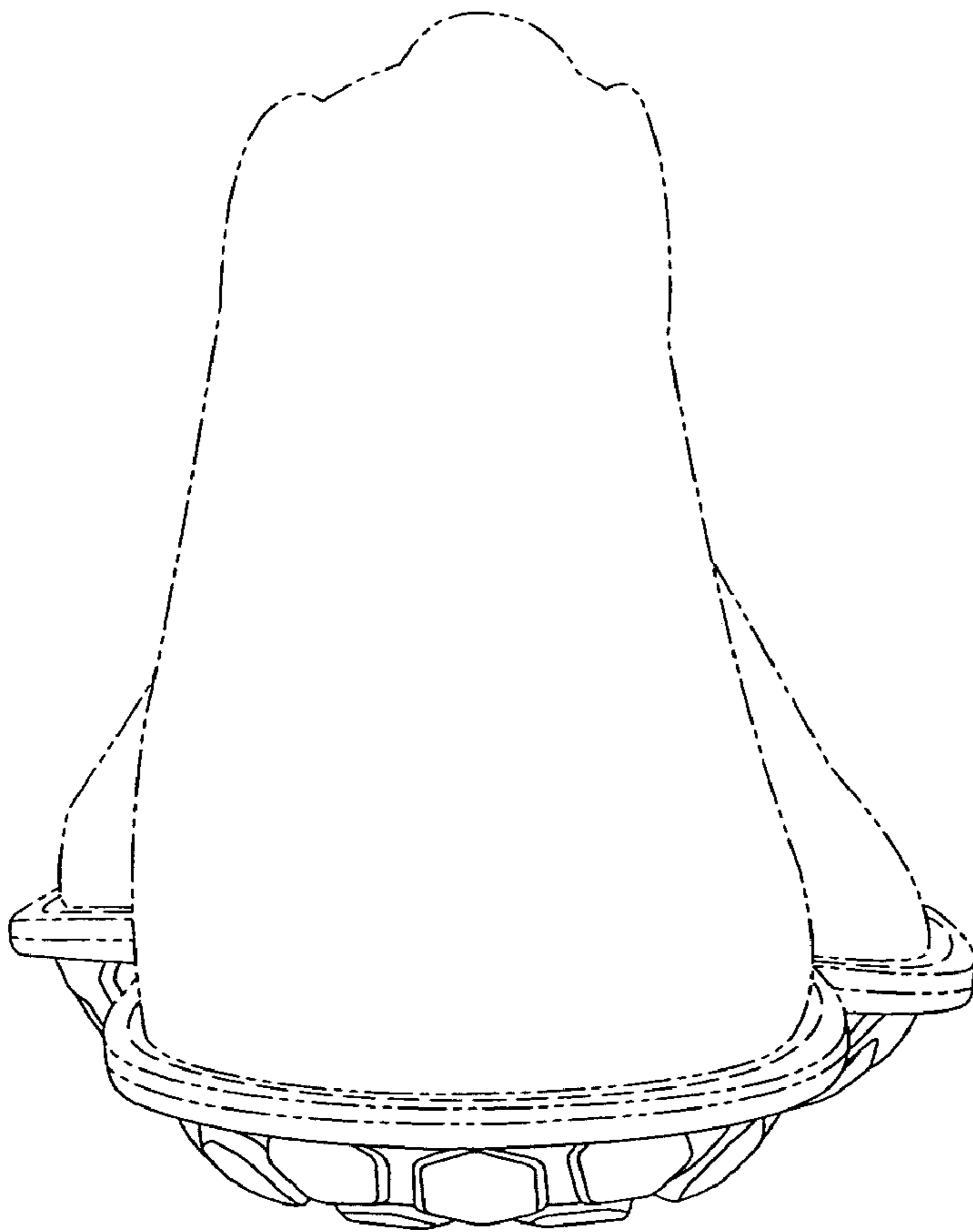


Fig. 6