



US00D561960S

(12) **United States Design Patent**
Terao

(10) **Patent No.:** **US D561,960 S**

(45) **Date of Patent:** **** Feb. 12, 2008**

(54) **CLEANER**

(75) Inventor: **Yuji Terao**, Saitama (JP)

(73) Assignee: **PENTAX CORPORATION**, Tokyo (JP)

(**) Term: **14 Years**

(21) Appl. No.: **29/285,022**

(22) Filed: **Mar. 20, 2007**

(30) **Foreign Application Priority Data**

Sep. 21, 2006 (JP) 2006-025243

(51) **LOC (8) Cl.** **04-01**

(52) **U.S. Cl.** **D32/40**

(58) **Field of Classification Search** D32/40-42,
D32/35, 45, 50-51; 15/208, 209.1, 210.1,
15/211, 220.1, 244.1-244.2, 244.4

See application file for complete search history.

(56) **References Cited**

U.S. PATENT DOCUMENTS

D306,924 S *	3/1990	Shapton	D32/45
5,799,357 A *	9/1998	Taylor	15/244.1
5,855,214 A *	1/1999	Heneghan	132/320
D410,110 S *	5/1999	Roland	D28/7
D423,743 S *	4/2000	Dawson et al.	D32/40
6,574,825 B1 *	6/2003	Boldy	15/244.4
D511,872 S *	11/2005	Vitantonio et al.	D32/40
6,973,695 B1 *	12/2005	Nesler	15/220.1
D513,444 S *	1/2006	Vitantonio et al.	D32/40

FOREIGN PATENT DOCUMENTS

JP 6-631183 U 9/1994

JP	2003-220014 A	8/2003
JP	2005-334525 A	12/2005
JP	2006-000134 A	1/2006
JP	2006-6690 A	1/2006

OTHER PUBLICATIONS

U.S. Appl. No. 29/285,021, filed Mar. 20, 2007, Yuji Terao.
 U.S. Appl. No. 29/285,008, filed Mar. 20, 2007, Yuji Terao.
 U.S. Appl. No. 29/285,009, filed Mar. 20, 2007, Ken Hirunuma et al.
 U.S. Appl. No. 29/285,023, filed Mar. 20, 2007, Yuji Terao.
 U.S. Appl. No. 29/285,010, filed Mar. 20, 2007, Yuji Terao.

* cited by examiner

Primary Examiner—Pamela J. Burgess

(74) *Attorney, Agent, or Firm*—Sughrue Mion, PLLC

(57) **CLAIM**

The ornamental design for a cleaner, as shown and described.

DESCRIPTION

FIG. 1 is a perspective view of top, front and left side of a cleaner showing my new design;

FIG. 2 is a front elevational view thereof;

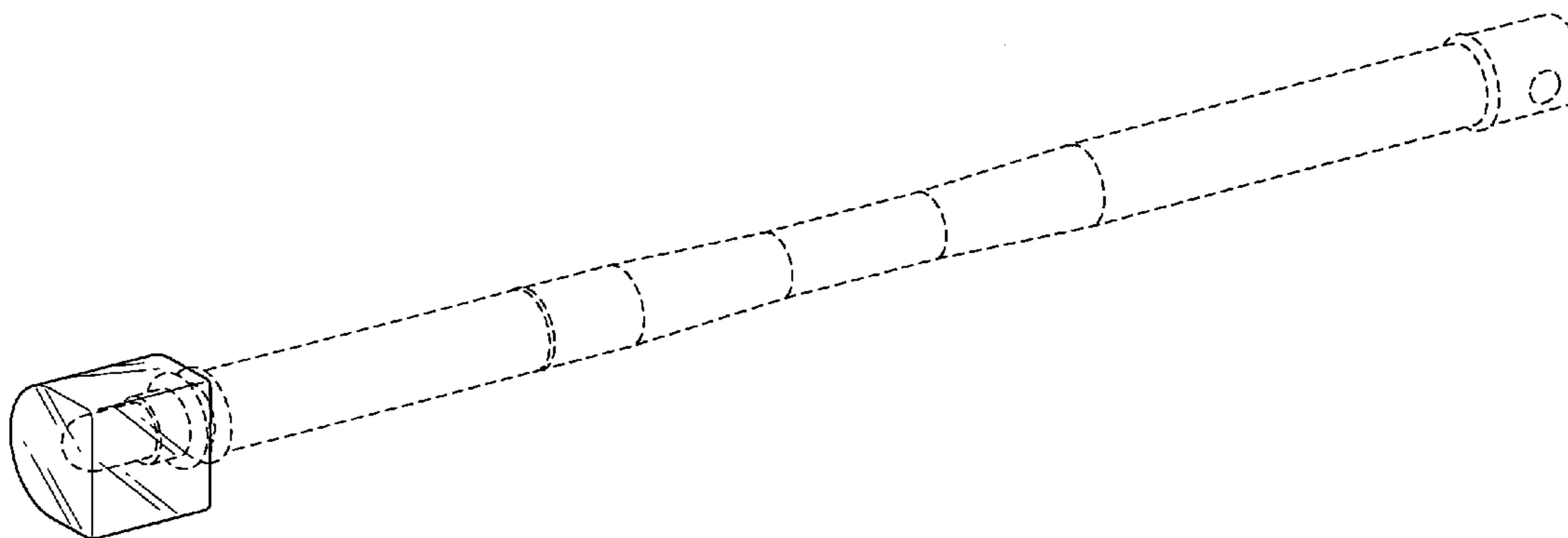
FIG. 3 is a top plan view thereof;

FIG. 4 is a left side elevational view thereof; and,

FIG. 5 is a right side elevational view thereof.

The portions shown in broken lines are for illustrative purposes only and form no part of the claimed design.

1 Claim, 2 Drawing Sheets



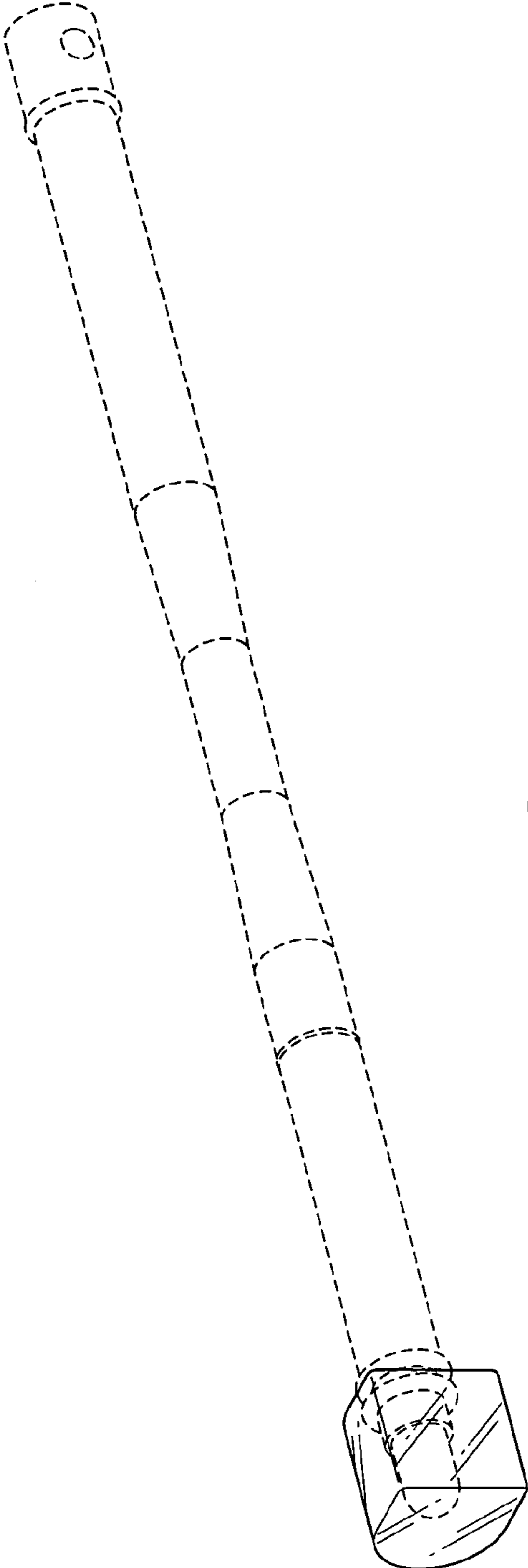


FIG. 1

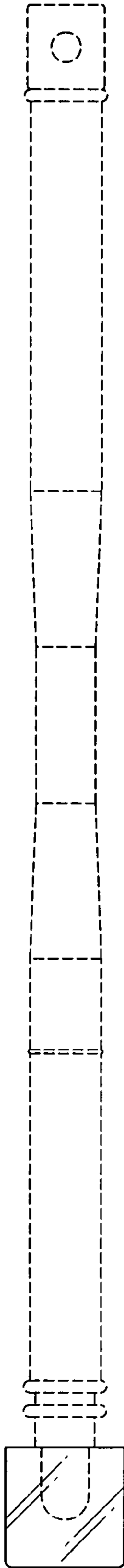


FIG. 2

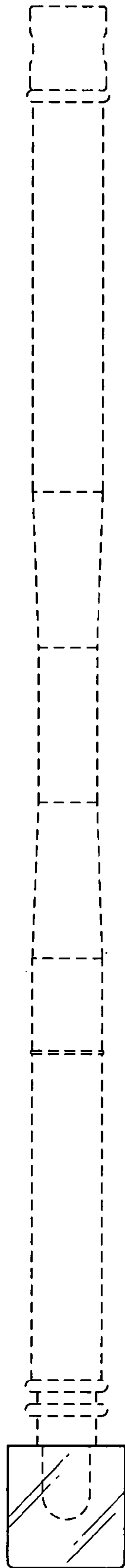


FIG. 3

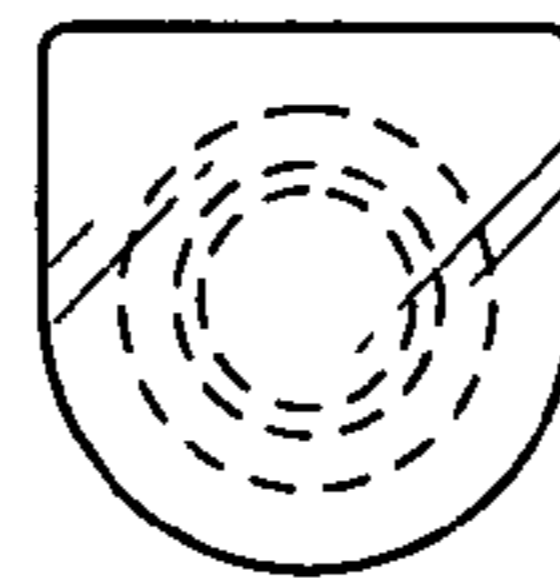


FIG. 4

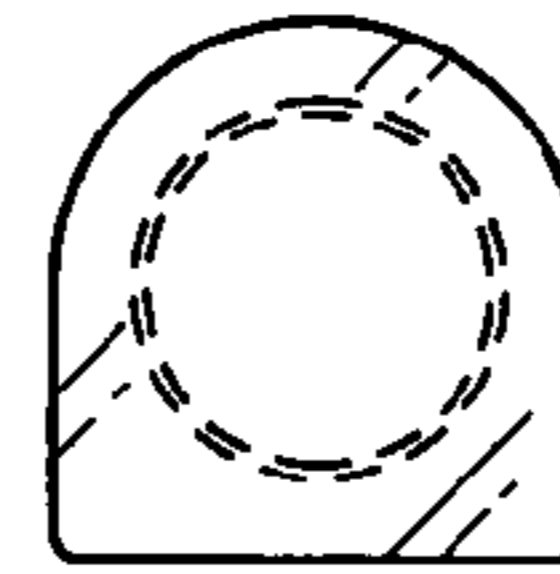


FIG. 5