



US00D561941S

(12) **United States Design Patent**
Khubani

(10) **Patent No.:** **US D561,941 S**
(45) **Date of Patent:** **** Feb. 12, 2008**

(54) **HAIR TRIMMER**

(75) Inventor: **Anand Khubani**, Towaco, NJ (US)

(73) Assignee: **Ideavillage Products Corp.**, Fairfield, NJ (US)

(**) Term: **14 Years**

(21) Appl. No.: **29/286,529**

(22) Filed: **May 9, 2007**

(51) **LOC (8) Cl.** **28-03**

(52) **U.S. Cl.** **D28/53**

(58) **Field of Classification Search** 30/29.5,
30/34.05, 34.1, 34.2, 43-43.92, 526, 527,
30/532; D28/44, 49-54

See application file for complete search history.

(56) **References Cited**

U.S. PATENT DOCUMENTS

D388,543 S *	12/1997	Eguchi et al.	D28/53
D479,362 S *	9/2003	Dirks	D28/53
D488,260 S	4/2004	Khubani		
D497,035 S	10/2004	Khubani		
D499,845 S	12/2004	Khubani		
D509,026 S *	8/2005	Leventhal et al.	D28/53
D514,258 S	1/2006	Khubani et al.		
D516,245 S *	2/2006	Ohta et al.	D28/49

* cited by examiner

Primary Examiner—Jennifer Rivard

(74) *Attorney, Agent, or Firm*—Robert L. Epstein; Epstein Drangel Bazerman & James, LLP

(57) **CLAIM**

The ornamental design for a hair trimmer, substantially as shown and described.

DESCRIPTION

FIG. 1 is a perspective view of the hair trimmer as it would appear with the cover on;

FIG. 2 is an elevation view of the front of the hair trimmer as it would appear with the cover on;

FIG. 3 is an elevation view of the rear of the hair trimmer as it would appear with the cover on;

FIG. 4 is a plan view of the bottom of the hair trimmer as it would appear with the cover on;

FIG. 5 is a plan view of the top of the hair trimmer as it would appear with the cover on;

FIG. 6 is an elevation view of one side of the hair trimmer as it would appear with the cover on;

FIG. 7 is an elevation view of the other side of the hair trimmer, as it would appear with the cover on;

FIG. 8 is a perspective view of the hair trimmer as it would appear with the cover removed;

FIG. 9 is an elevation view of the front of the hair trimmer as it would appear with the cover removed;

FIG. 10 is an elevation view of the rear of the hair trimmer as it would appear with the cover removed;

FIG. 11 is a plan view of the bottom of the hair trimmer as it would appear with the cover removed;

FIG. 12 is a plan view of the top of the hair trimmer as it would appear with the cover removed;

FIG. 13 is an elevation view of one side of the hair trimmer as it would appear with the cover removed; and,

FIG. 14 is an elevation view of the other side of the hair trimmer, as it would appear with the cover removed.

1 Claim, 6 Drawing Sheets

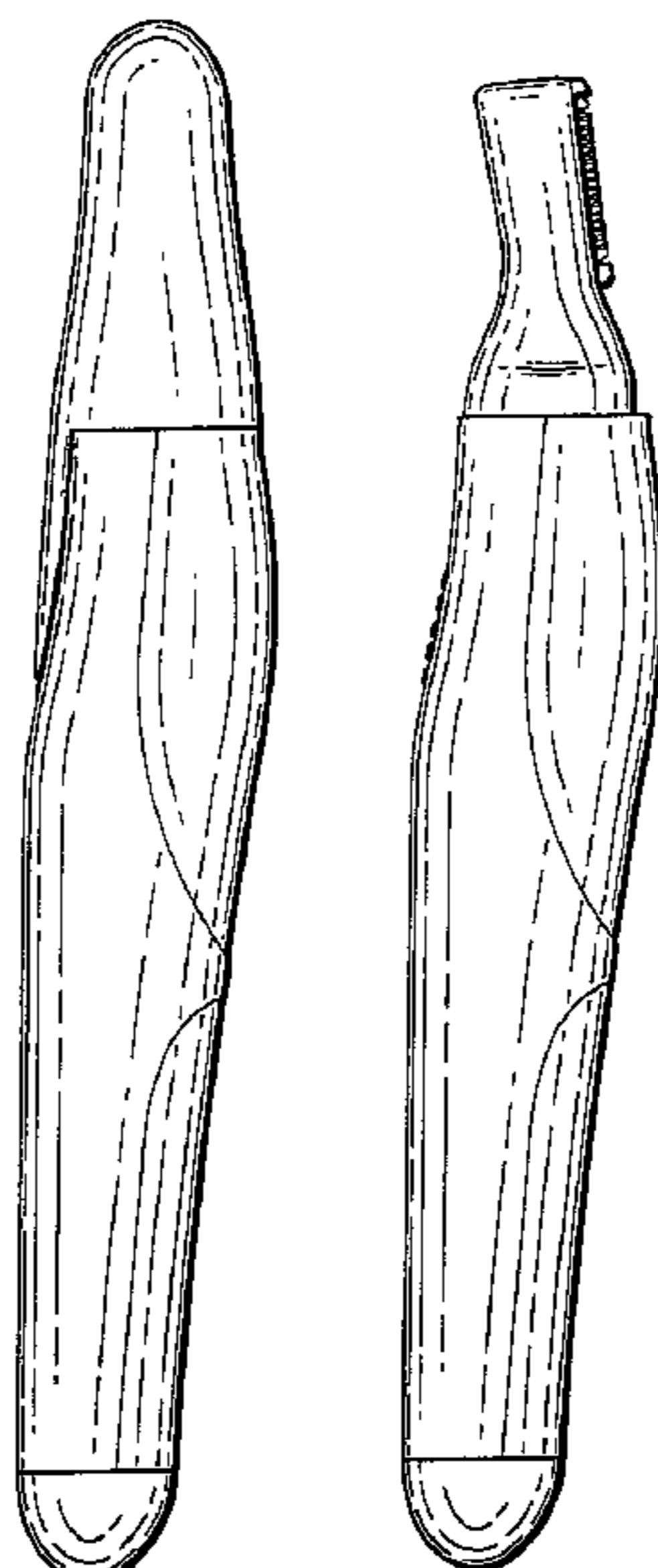


FIG. 1

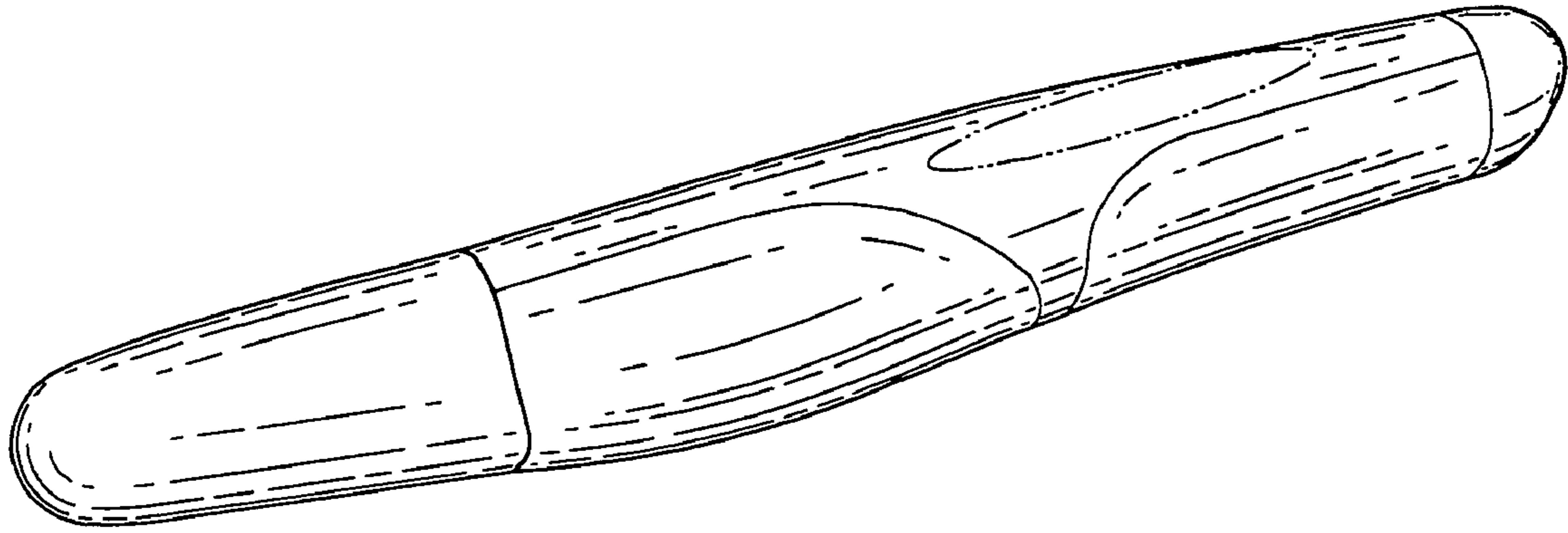


FIG. 2

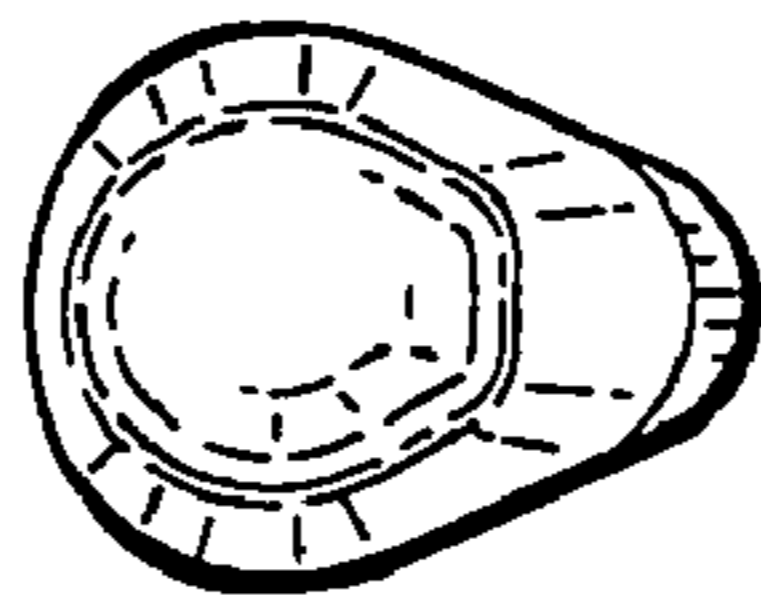


FIG. 3

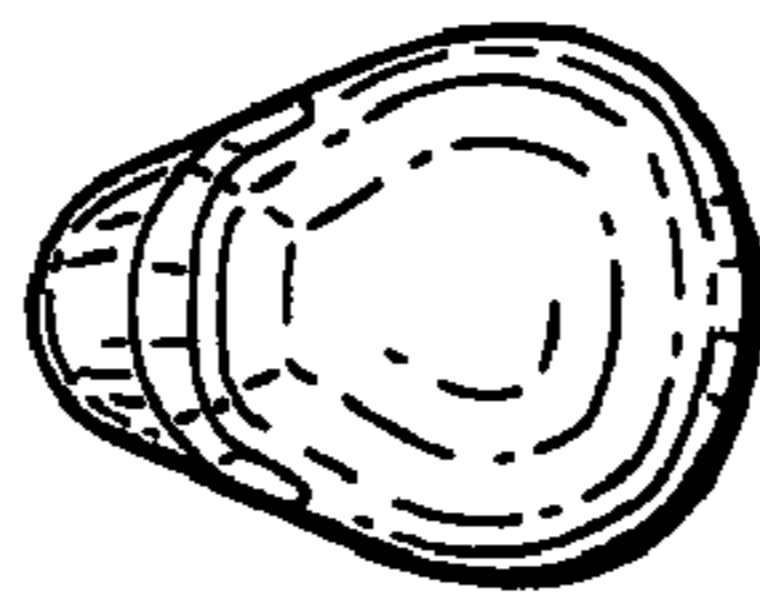


FIG. 4




FIG. 5

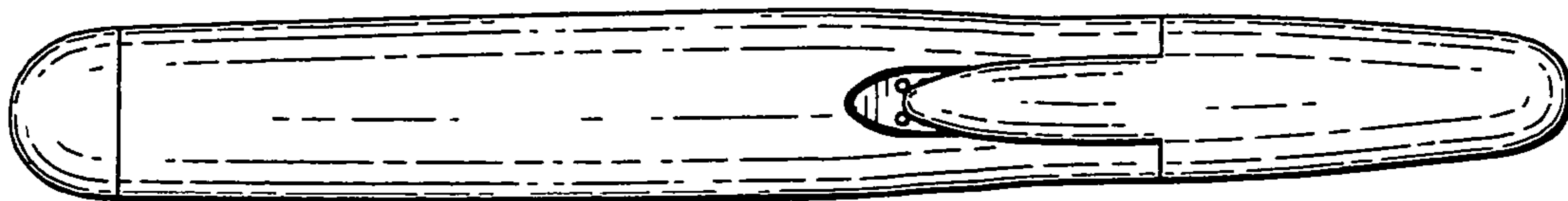


FIG. 6



FIG. 7



FIG. 8

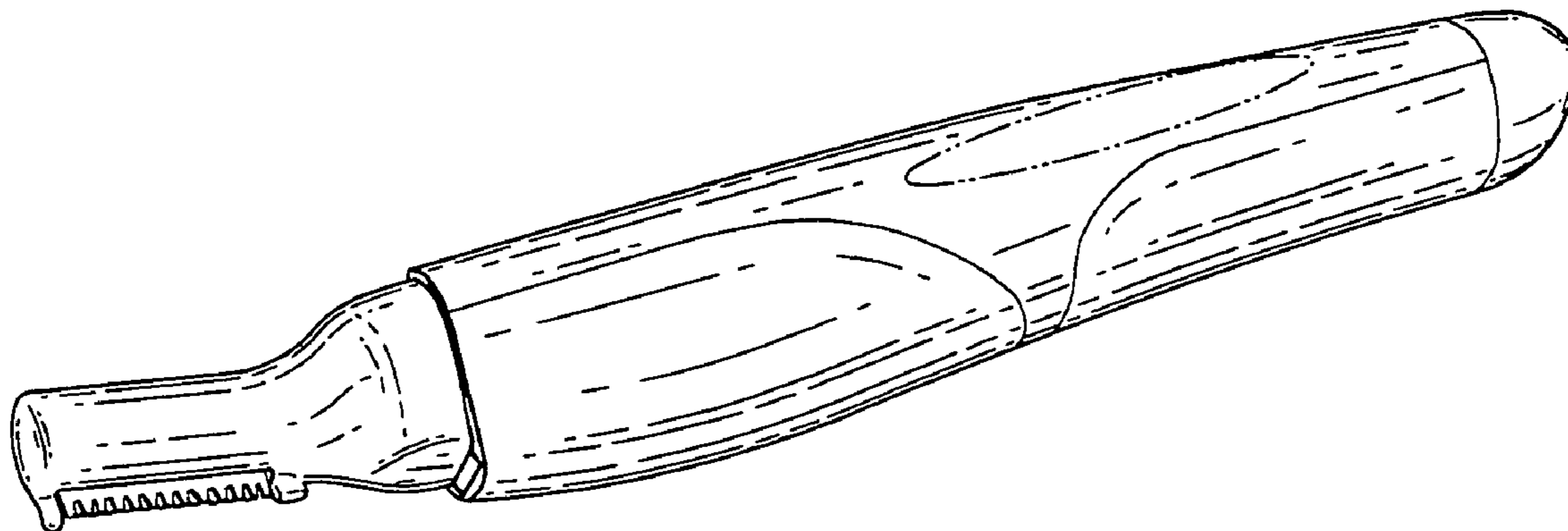


FIG. 9

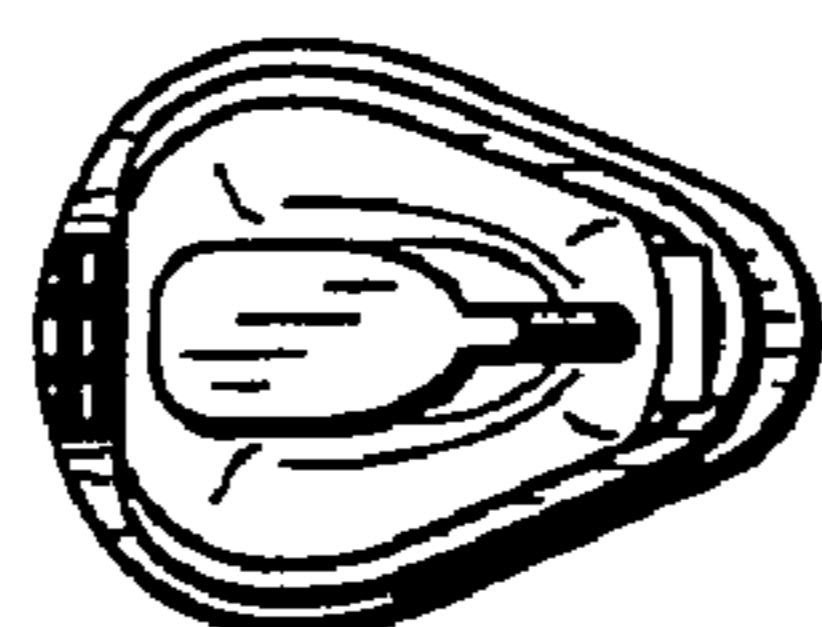


FIG. 10

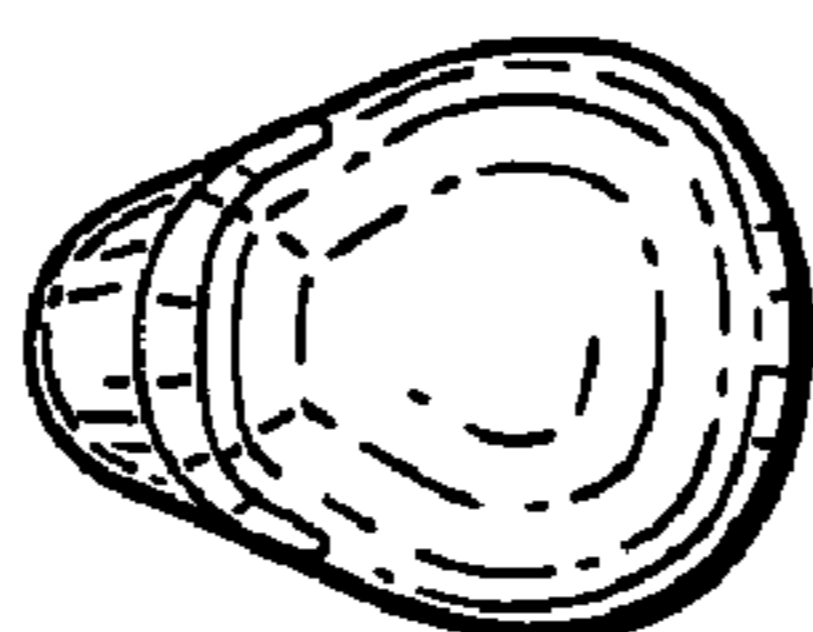


FIG. 11




FIG. 12

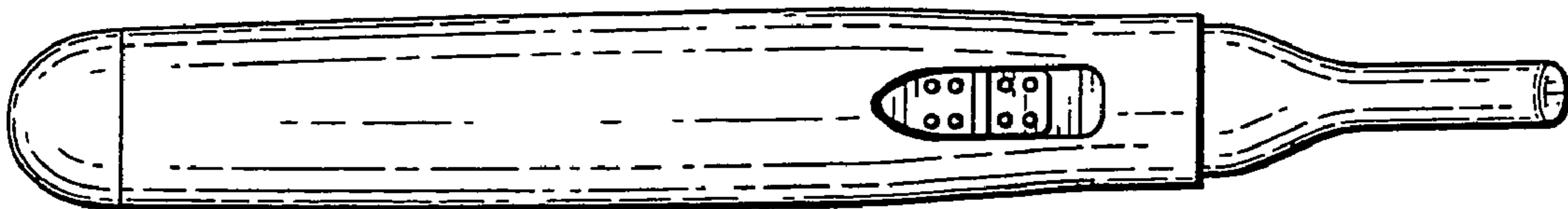


FIG. 13

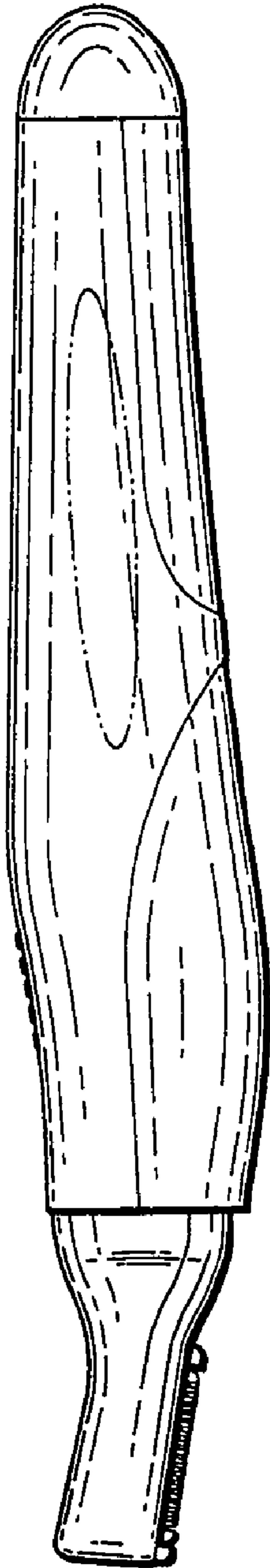


FIG. 14

