



US00D561935S

(12) **United States Design Patent** (10) **Patent No.:** **US D561,935 S**  
**Chen** (45) **Date of Patent:** **\*\* Feb. 12, 2008**

(54) **HAIR BEAD MOUNTING TOOL**  
(76) Inventor: **Teng-Kuei Chen**, 11Fl., No. 63, Lane  
122, Sec. 4, Jen-Ai Rd., Taipei (TW)  
(\*\*) Term: **14 Years**  
(21) Appl. No.: **29/266,949**  
(22) Filed: **Oct. 2, 2006**

(51) **LOC (8) Cl.** ..... **28-03**  
(52) **U.S. Cl.** ..... **D28/10**  
(58) **Field of Classification Search** ..... D28/10,  
D28/39-43; 132/212, 276, 273, 275, 200,  
132/207  
See application file for complete search history.

(56) **References Cited**

**U.S. PATENT DOCUMENTS**

618,630	A *	1/1899	Whelan	132/246
D186,257	S *	9/1959	Solomon	D28/39
4,307,908	A *	12/1981	Donaldson	132/200
5,167,245	A *	12/1992	Harriett	132/273
D353,017	S *	11/1994	Edmark	D28/10
5,806,538	A *	9/1998	Keltner	132/210
5,881,738	A *	3/1999	Villani	132/212
6,782,896	B1 *	8/2004	Grimes	132/212

\* cited by examiner

*Primary Examiner*—Jennifer Rivard  
(74) *Attorney, Agent, or Firm*—Troxell Law Office, PLLC

(57) **CLAIM**

The ornamental design for a hair bead mounting tool, as shown and described.

**DESCRIPTION**

FIG. 1 is an enlarged perspective view of a hair bead mounting tool showing my new design;  
FIG. 2 is a front view thereof;  
FIG. 3 is a rear view thereof;  
FIG. 4 is a left view thereof;  
FIG. 5 is a right view thereof;  
FIG. 6 is a top view thereof;  
FIG. 7 is a bottom view thereof; and,  
FIG. 8 is a perspective view of the hair bead mounting tool with a handle.  
The broken lines in the drawings are for illustrative purpose only and form no part of the claimed design.

**1 Claim, 7 Drawing Sheets**



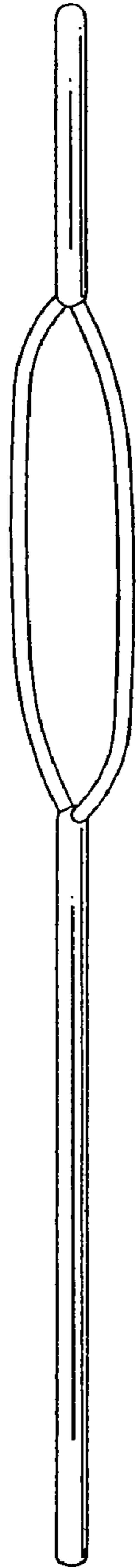


FIG.1

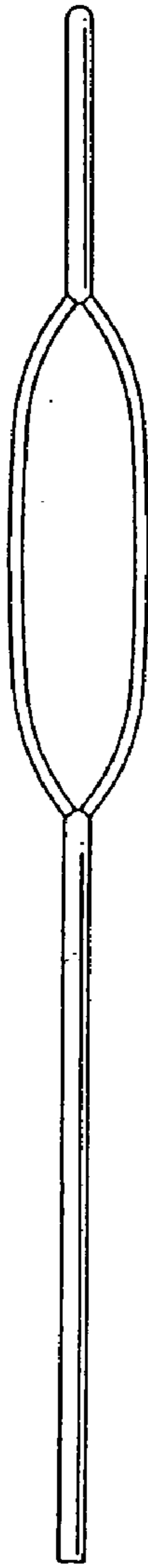


FIG.2

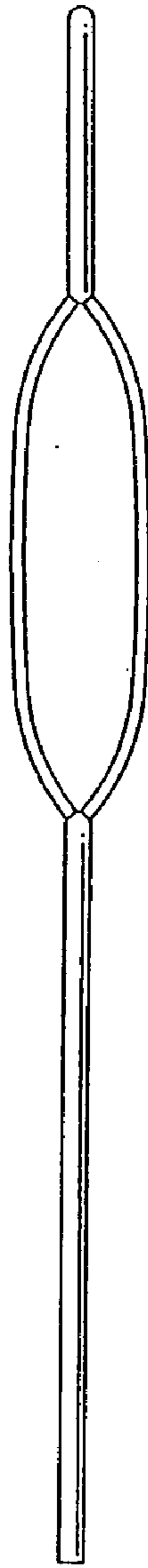


FIG.3



FIG.4



FIG.5



FIG. 6



FIG. 7

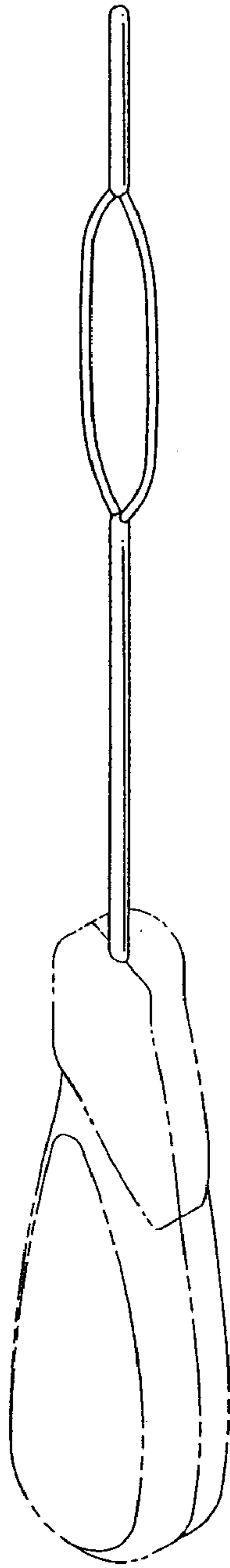


FIG. 8