

US00D561922S

(12) **United States Design Patent** (10) **Patent No.:** **US D561,922 S**
Yan (45) **Date of Patent:** **** Feb. 12, 2008**

(54) **LIGHT FOR HELMET**

(76) Inventor: **Suen Ching Yan**, 17145 Margay Ave.,
Carson, CA (US) 90746

(**) Term: **14 Years**

(21) Appl. No.: **29/188,682**

(22) Filed: **Aug. 18, 2003**

Related U.S. Application Data

(62) Division of application No. 29/182,291, filed on May
22, 2003, now Pat. No. Des. 481,831.

(51) **LOC (8) Cl.** **26-02**

(52) **U.S. Cl.** **D26/39; D29/103**

(58) **Field of Classification Search** D26/37-50;
D29/102-107, 122; 362/35, 107, 157, 158,
362/171-174, 183-208
See application file for complete search history.

(56) **References Cited**

U.S. PATENT DOCUMENTS

3,032,647 A	5/1962	Wansky et al.	
4,991,068 A	2/1991	Mickey	362/103
D318,338 S	7/1991	Mitchell	D26/39
5,404,593 A	4/1995	Kronenberger	2/195
5,510,961 A	4/1996	Peng	362/106
5,541,816 A	7/1996	Miserendino	362/103
5,680,718 A	10/1997	Ratcliffe et al.	40/329
5,741,060 A	4/1998	Johnson	362/106
5,845,987 A	12/1998	Painter	362/206
D407,187 S	3/1999	Makki	D2/866
6,032,293 A	3/2000	Makki	2/209.13
6,056,413 A	5/2000	Urso	362/106
6,168,286 B1	1/2001	Duffy	362/106
6,461,015 B1	10/2002	Welch	362/103
D481,831 S *	11/2003	Yan	D29/103
D526,448 S *	8/2006	Rigler	D29/122
D536,814 S *	2/2007	Choi	D26/39
D543,296 S *	5/2007	Tutton et al.	D26/24

D544,387 S *	6/2007	Shiflett	D10/111
D547,892 S *	7/2007	Miyamoto et al.	D26/44
2002/0118533 A1	8/2002	Marston	362/106
2002/0159249 A1	10/2002	Mickey	362/106

FOREIGN PATENT DOCUMENTS

EP 1 072 204 A2 1/2001

* cited by examiner

Primary Examiner—Marcus A. Jackson

(74) *Attorney, Agent, or Firm*—Cislo & Thomas, LLP

(57) **CLAIM**

I claim the ornamental design for a light for helmet, as
shown and described herein.

DESCRIPTION

FIG. 1. Is a perspective view of my light for helmet with the
dotted lines showing being for illustrative purposes only and
to which no claim is made;

FIG. 2. Is a right side elevational view thereof with the left
side view being a mirror image thereof and with the dotted
lines showing being for illustrative purposes only and to
which no claim is made;


FIG. 3. Is a front view thereof with the dotted lines showing
being for illustrative purposes only and to which no claim is
made;

FIG. 4. Is a rear view thereof with the dotted lines showing
being for illustrative purposes only and to which no claim is
made;

FIG. 5. Is a top view thereof with the dotted lines showing
being for illustrative purposes only and to which no claim is
made; and,

FIG. 6. Is a bottom view thereof with the dotted lines
showing being for illustrative purposes only and to which no
claim is made.

1 Claim, 5 Drawing Sheets






FIG. 1

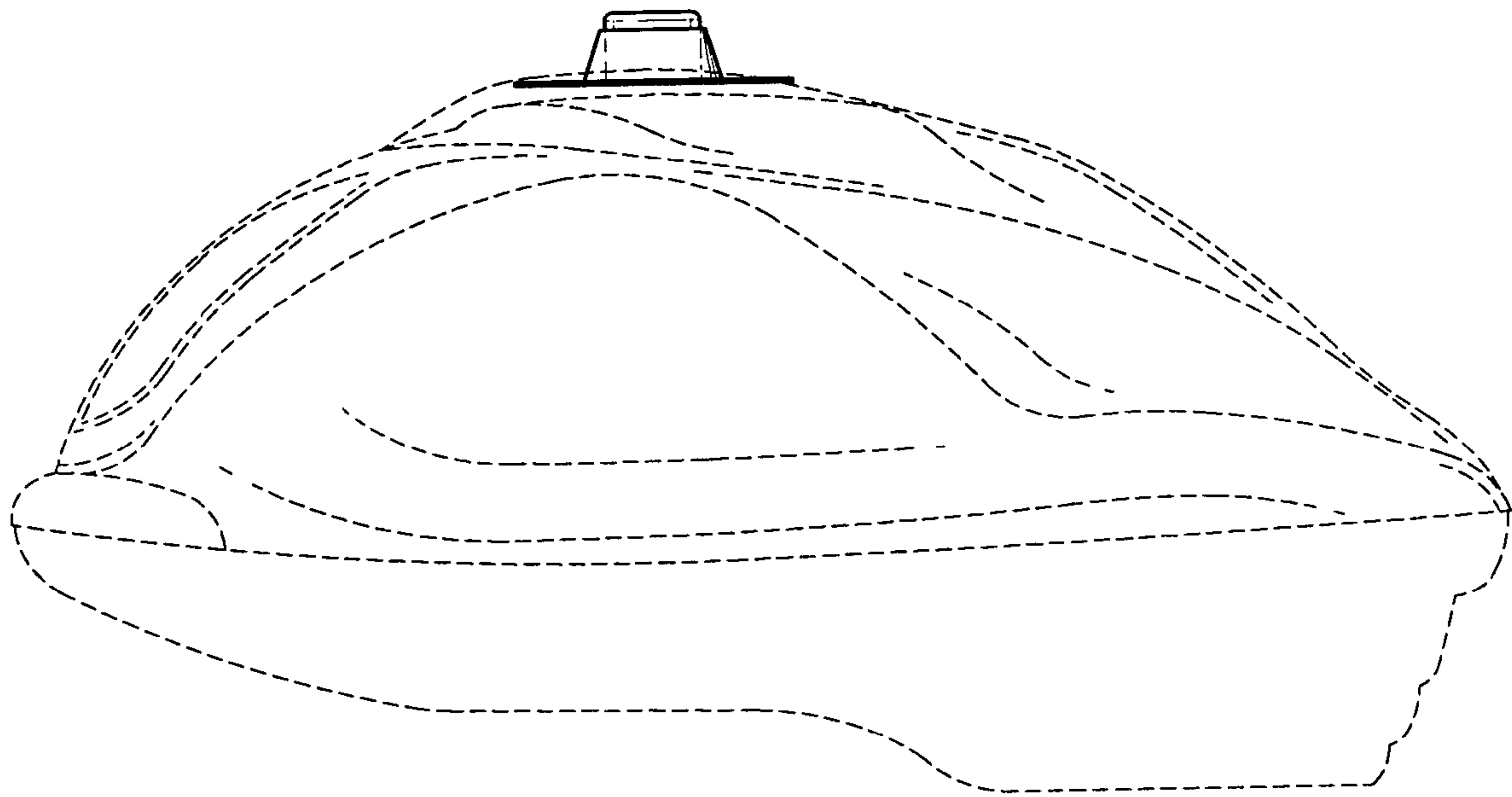


FIG. 2

FIG. 3

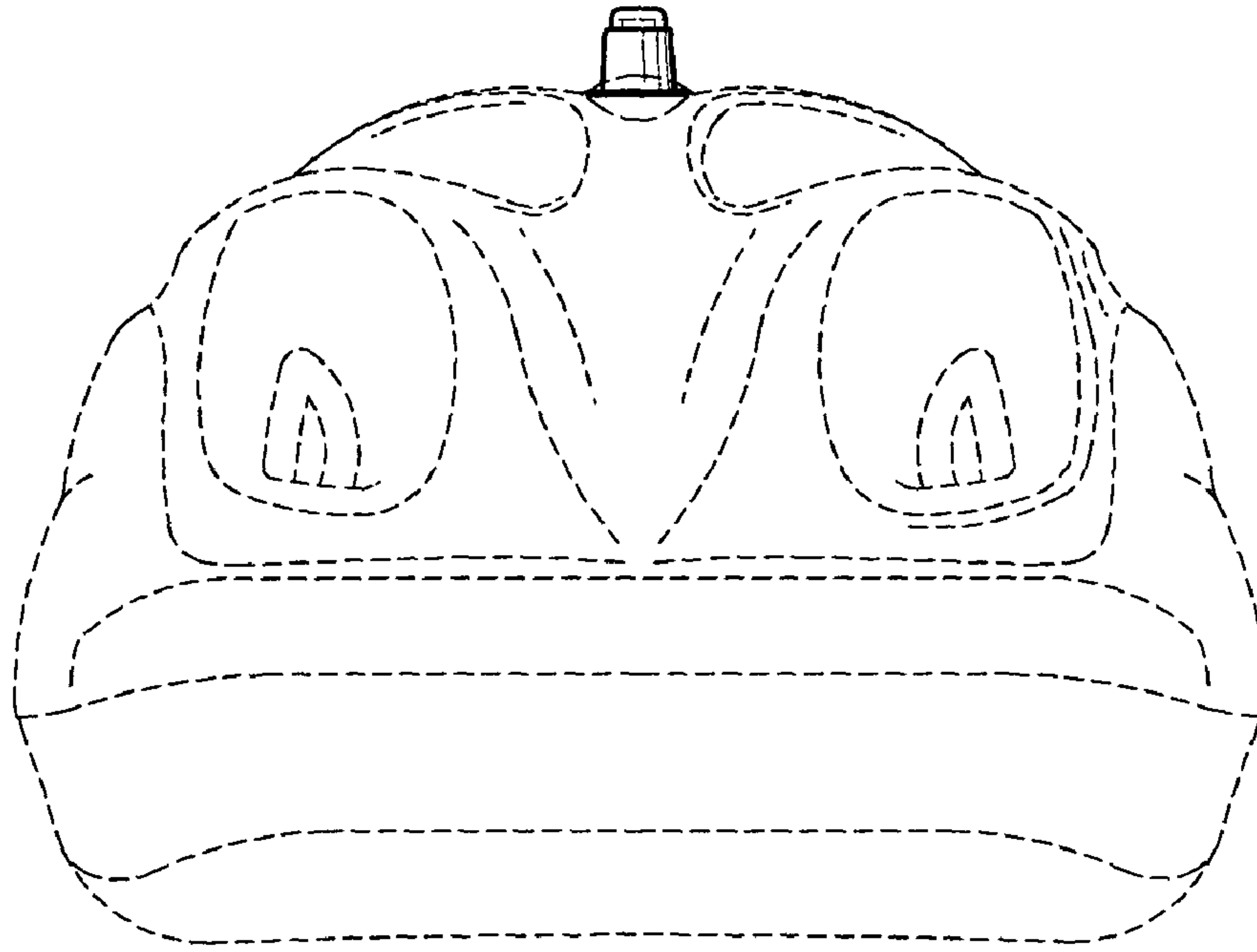


FIG. 4

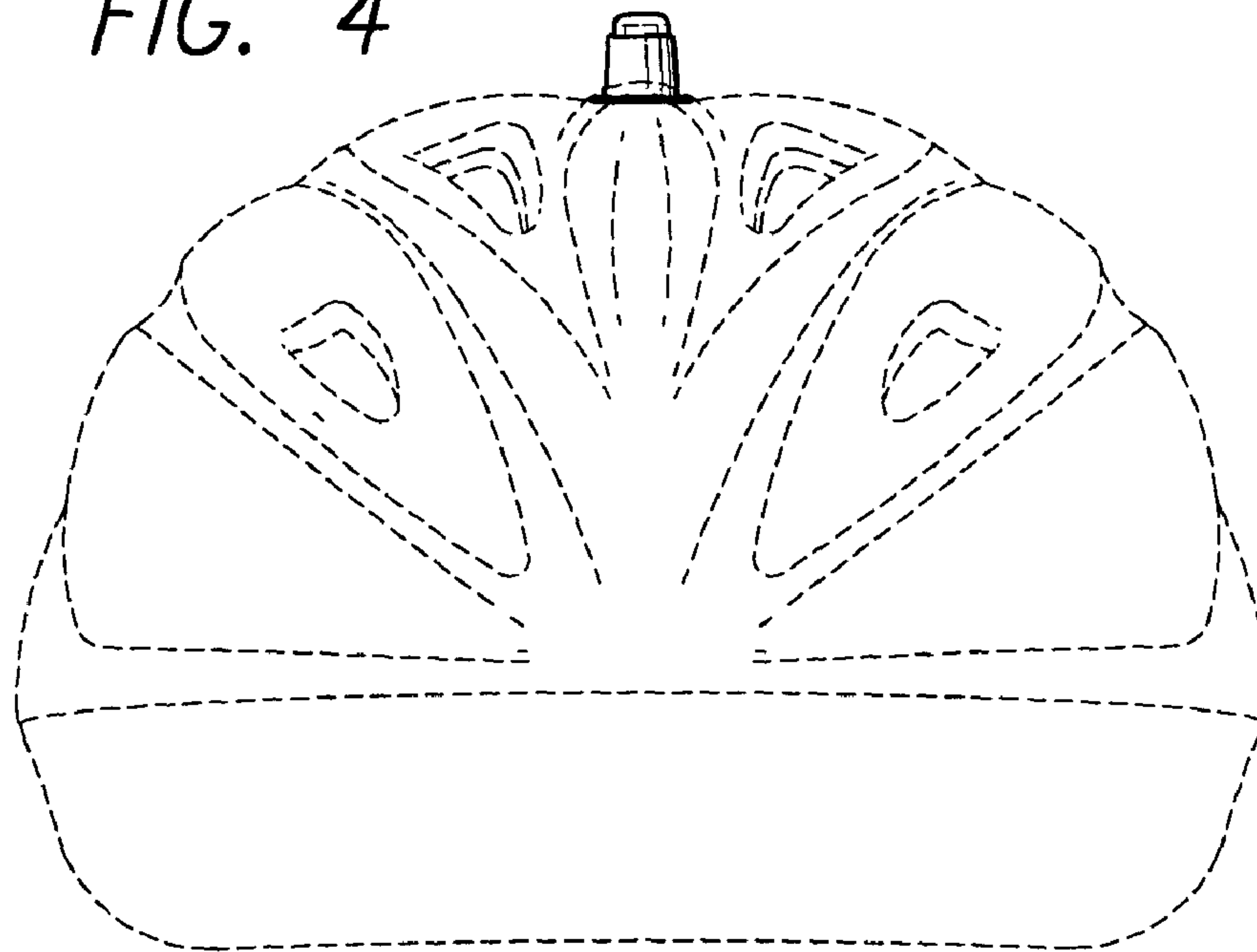


FIG. 5

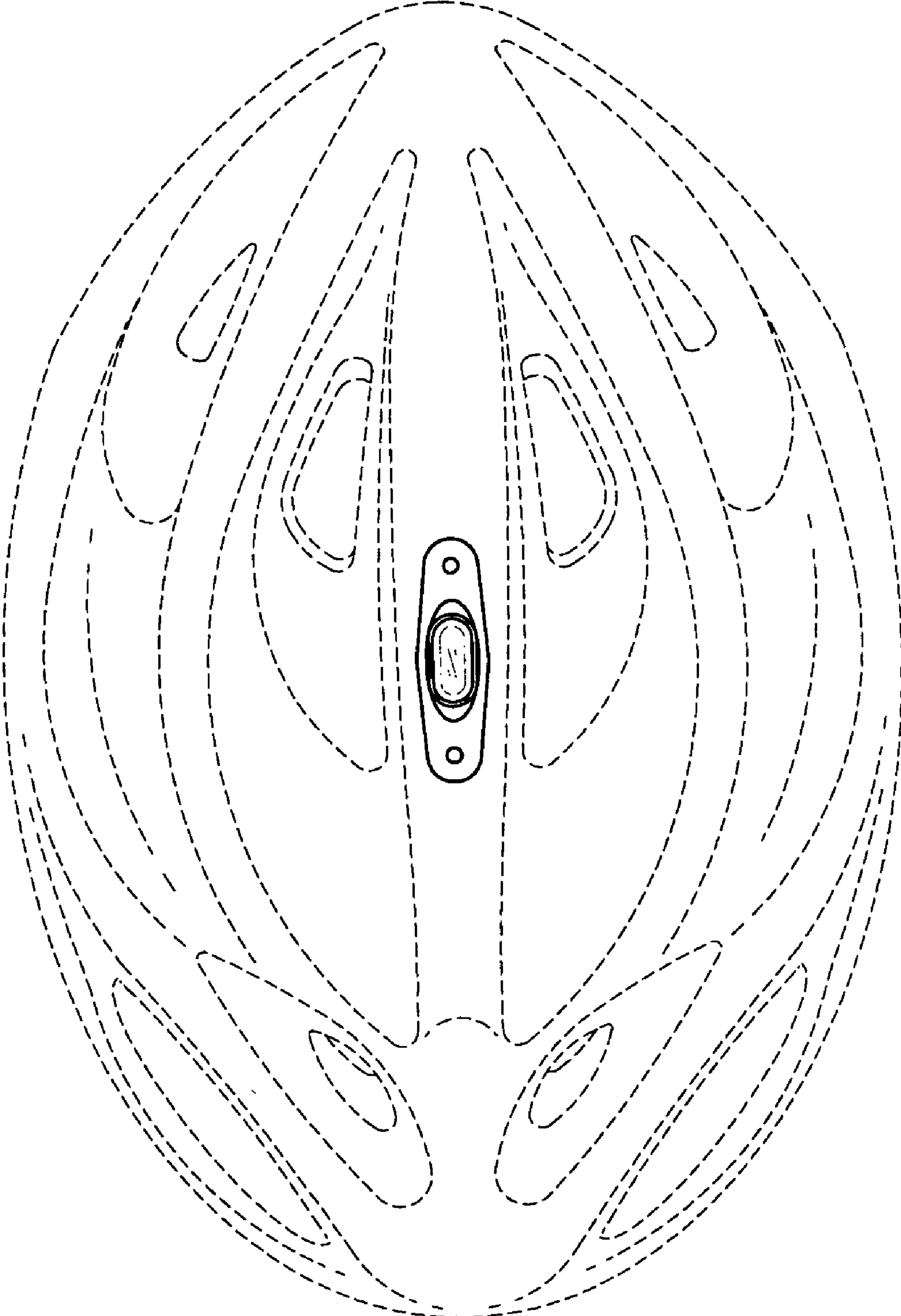


FIG. 6

