



US00D561866S

(12) **United States Design Patent**
Smith et al.

(10) **Patent No.:** **US D561,866 S**

(45) **Date of Patent:** **** Feb. 12, 2008**

(54) **FISHING LURE**

(76) Inventors: **Timothy G. Smith**, 321 Center St., St. Marys, PA (US) 15857; **Ivan R. Smith**, 416 Maple St., St. Marys, PA (US) 15857

(**) Term: **14 Years**

(21) Appl. No.: **29/285,832**

(22) Filed: **Apr. 12, 2007**

(51) **LOC (8) Cl.** **22-05**

(52) **U.S. Cl.** **D22/129**

(58) **Field of Classification Search** D22/126-133;
43/42.05, 42.06, 42.5, 42.31, 45.51, 42.32,
43/42.33, 42.34, 43.1, 43.13, 42.39; D3/211
See application file for complete search history.

(56) **References Cited**

U.S. PATENT DOCUMENTS

4,658,535 A * 4/1987 Anderson 43/42.5
4,854,071 A * 8/1989 Kendall 43/42.33
D392,017 S * 3/1998 Fish et al. D22/129
6,085,404 A * 7/2000 Thomas 43/42.39

D453,811 S * 2/2002 Hobson et al. D22/129
D463,908 S * 10/2002 Bergfalk D3/211
D516,663 S * 3/2006 Pool et al. D22/129

* cited by examiner

Primary Examiner—Catherine R. Oliver

(74) *Attorney, Agent, or Firm*—The Webb Law Firm

(57) **CLAIM**

The ornamental design for a fishing lure, as shown and described.

DESCRIPTION

FIG. 1 is a first side view of a fishing lure according to the present invention;

FIG. 2 is a second side view of the fishing lure of FIG. 1;

FIG. 3 is a top view of the fishing lure of FIG. 1;

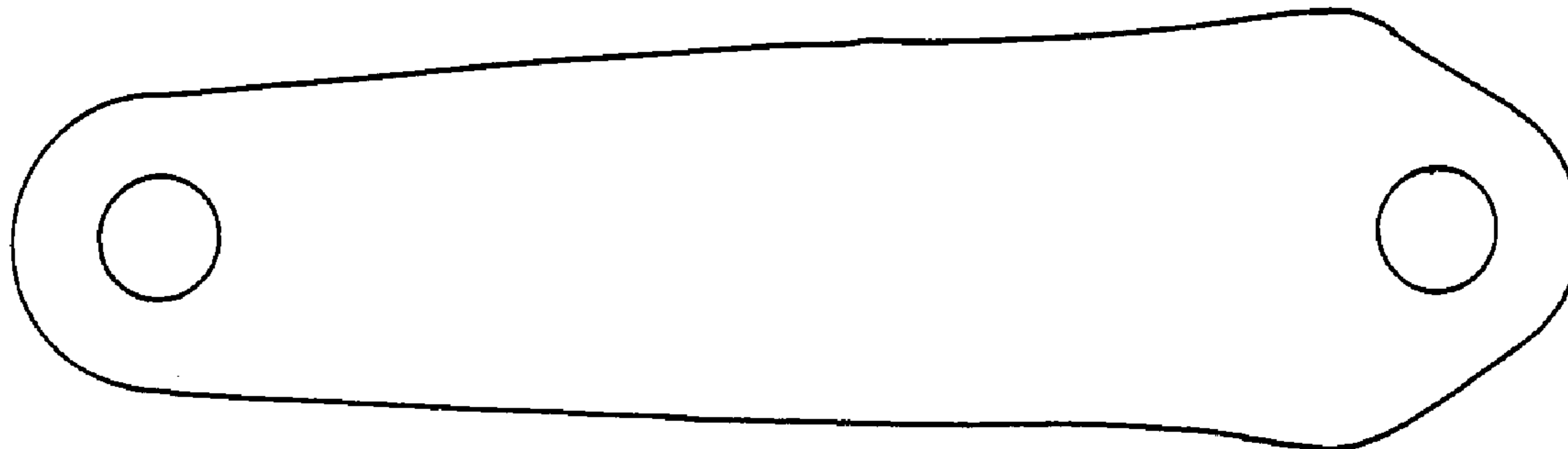
FIG. 4 is a bottom view of the fishing lure of FIG. 1;

FIG. 5 is a perspective view of the fishing lure of FIG. 1;

FIG. 6 is a first end view of the fishing lure of FIG. 1; and,

FIG. 7 is a second end view of the fishing lure of FIG. 1.

1 Claim, 2 Drawing Sheets



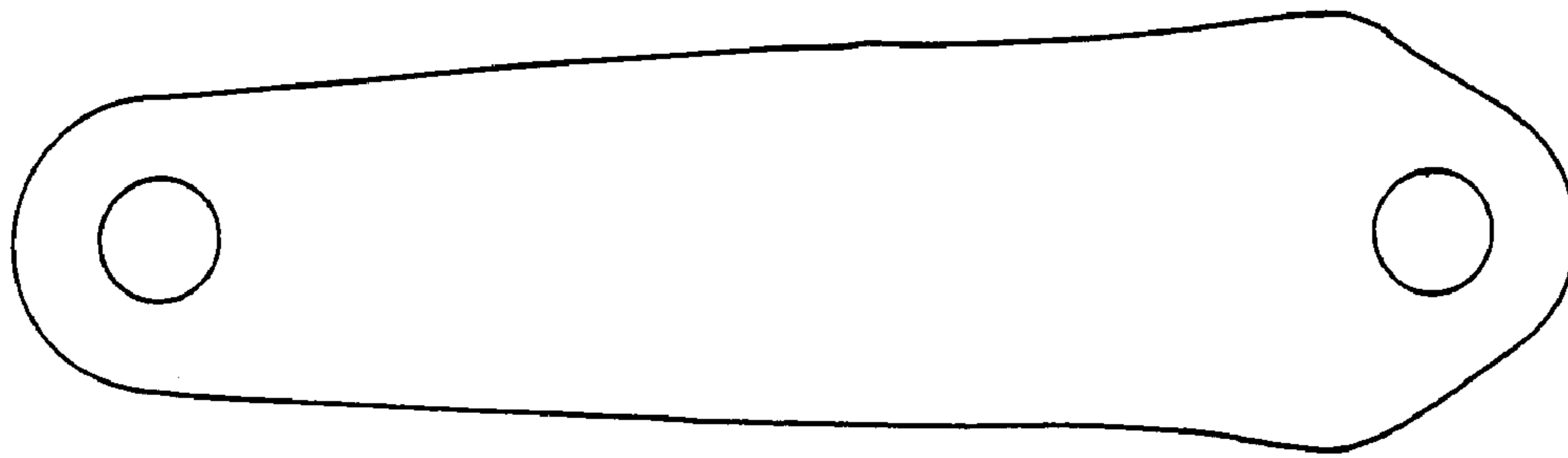


FIG. 1

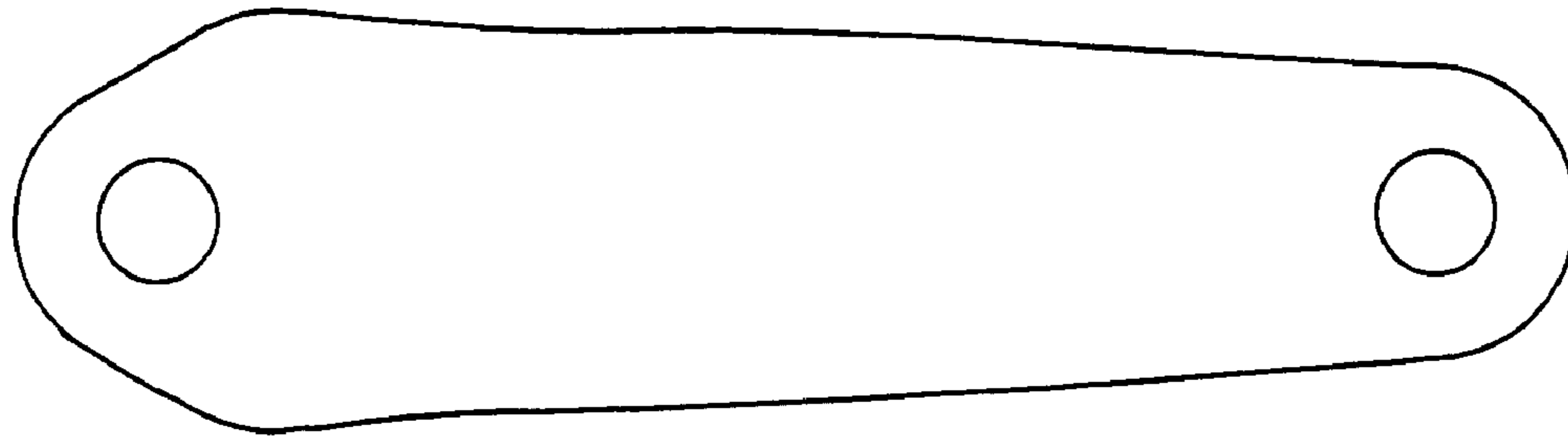


FIG. 2



FIG. 3



FIG. 4

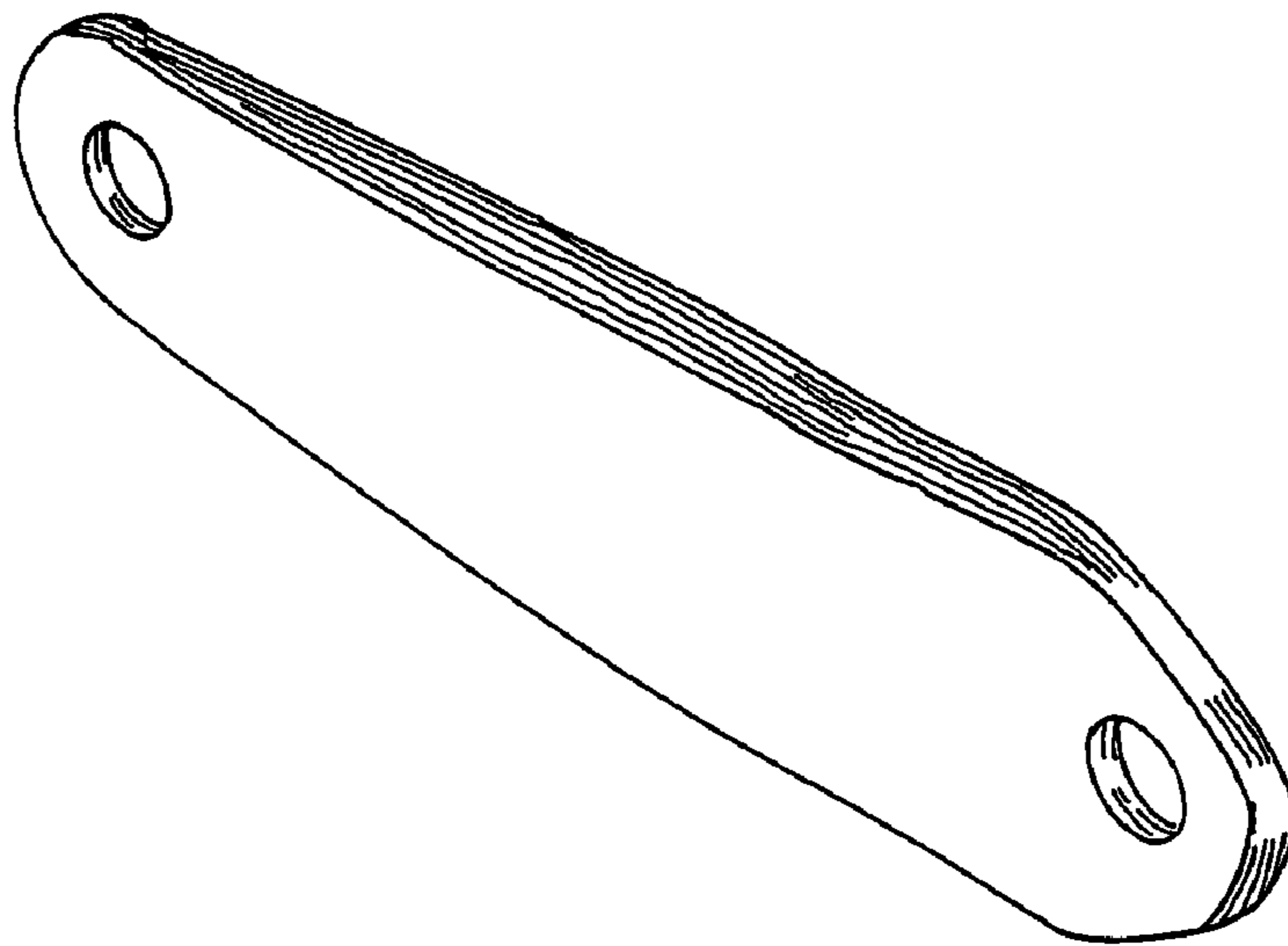


FIG. 5



FIG. 6




FIG. 7