



US00D561861S

(12) **United States Design Patent**
Boutin

(10) **Patent No.:** **US D561,861 S**

(45) **Date of Patent:** **** Feb. 12, 2008**

(54) **CHAIR**

(75) Inventor: **Christelle Boutin**, Bressuire (FR)

(73) Assignee: **Wesco Company, S.A.**, Cerizay (FR)

(**) Term: **14 Years**

(21) Appl. No.: **29/263,017**

(22) Filed: **Jul. 13, 2006**

(51) **LOC (8) Cl.** **21-03**

(52) **U.S. Cl.** **D21/803**

(58) **Field of Classification Search** D21/769-770,
D21/801, 803, 809; D6/392, 596, 601, 604,
D6/333-339; 472/128-129; D12/5, 6, 316;
114/253, 345-346; 441/35, 66, 40-42, 129-132
See application file for complete search history.

(56) **References Cited**

U.S. PATENT DOCUMENTS

D237,662 S *	11/1975	Subert	D6/334
D252,490 S *	7/1979	Petersilie	D6/334
D263,658 S *	4/1982	Saporiti	D6/334
D287,528 S *	12/1986	Maxwell et al.	D21/803
D289,075 S *	3/1987	Wolfe	D21/803

4,687,452 A *	8/1987	Hull	441/131
D386,142 S *	11/1997	Peterson	D12/306
D399,350 S *	10/1998	Hudson et al.	D6/334
D426,714 S *	6/2000	Linder	D6/334

* cited by examiner

Primary Examiner—Janice E. Seeger

Assistant Examiner—Zenia I. Bennett

(74) *Attorney, Agent, or Firm*—Horst M. Kasper

(57) **CLAIM**

The ornamental design for a chair, as shown and described.

DESCRIPTION

FIG. 1 is a front elevational view of the chair;

FIG. 2 is a top plan view thereof;

FIG. 3 is a rear elevational view thereof;


FIG. 4 is a right side elevational view thereof;

FIG. 5 is a left side elevational view thereof;

FIG. 6 is a bottom plan view thereof; and,

FIG. 7 is a perspective view thereof.

1 Claim, 2 Drawing Sheets






Fig.1

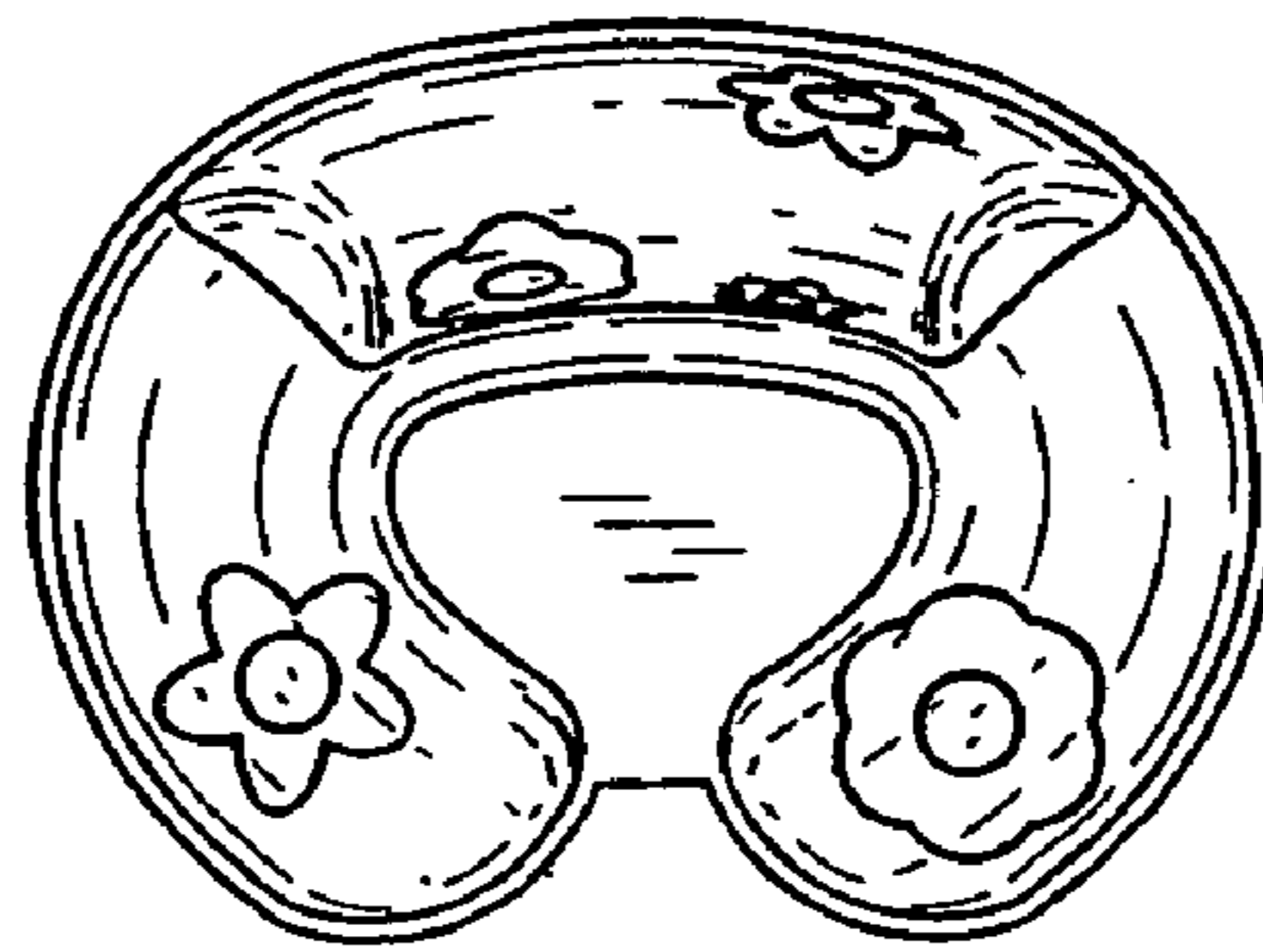


Fig.2




Fig.3

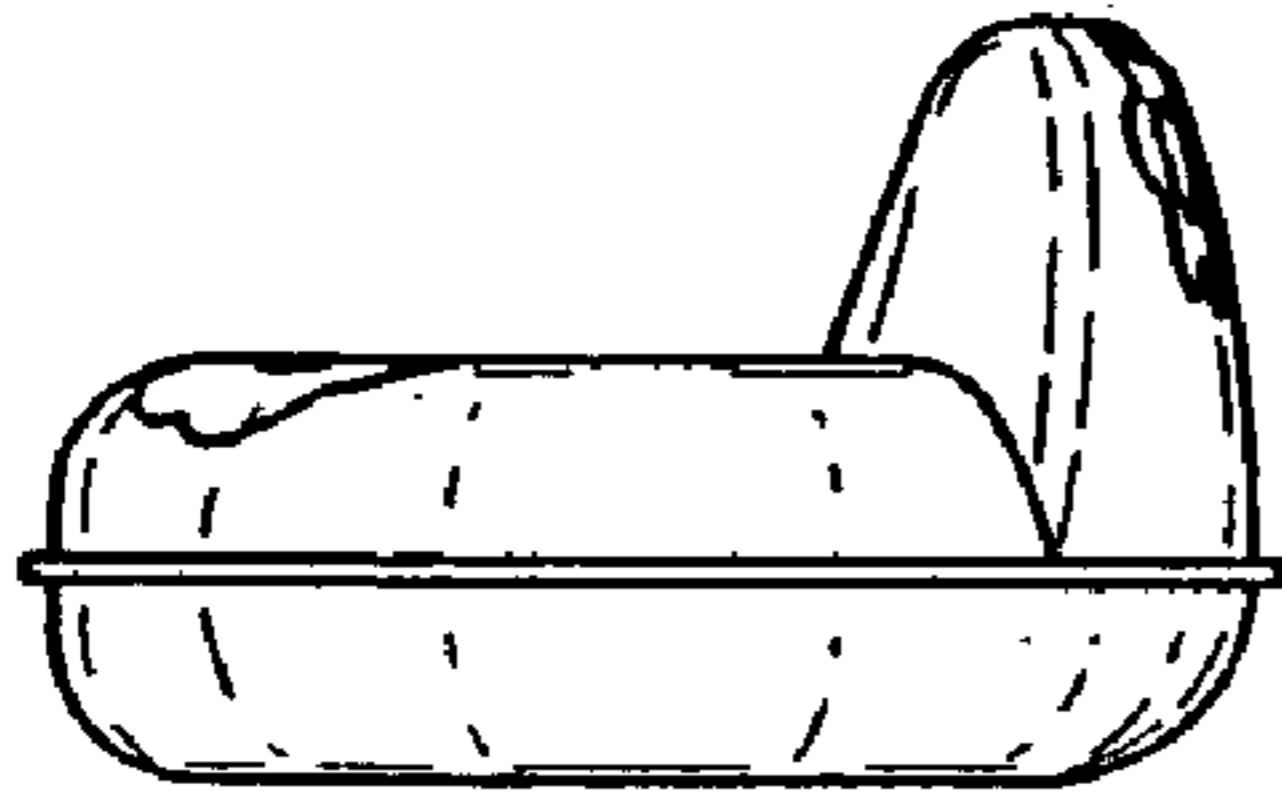


Fig.4

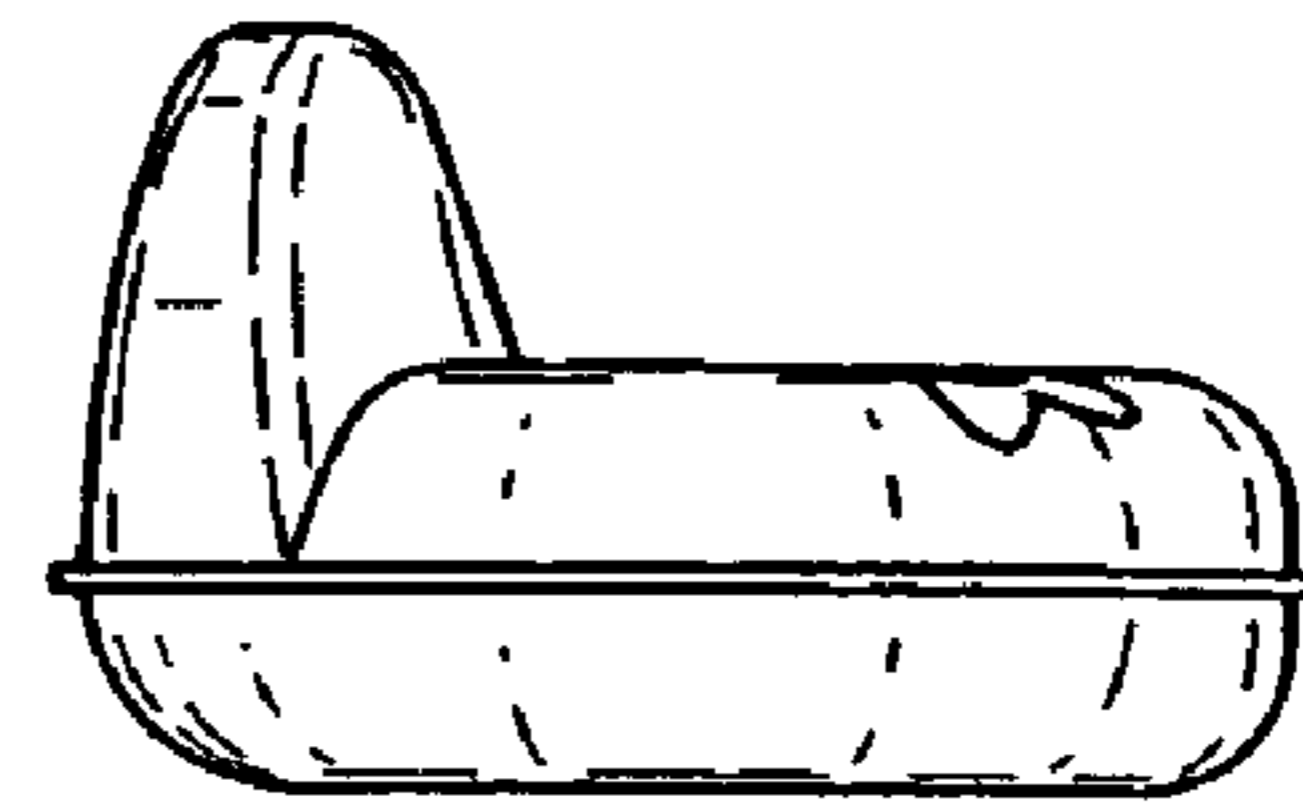


Fig.5

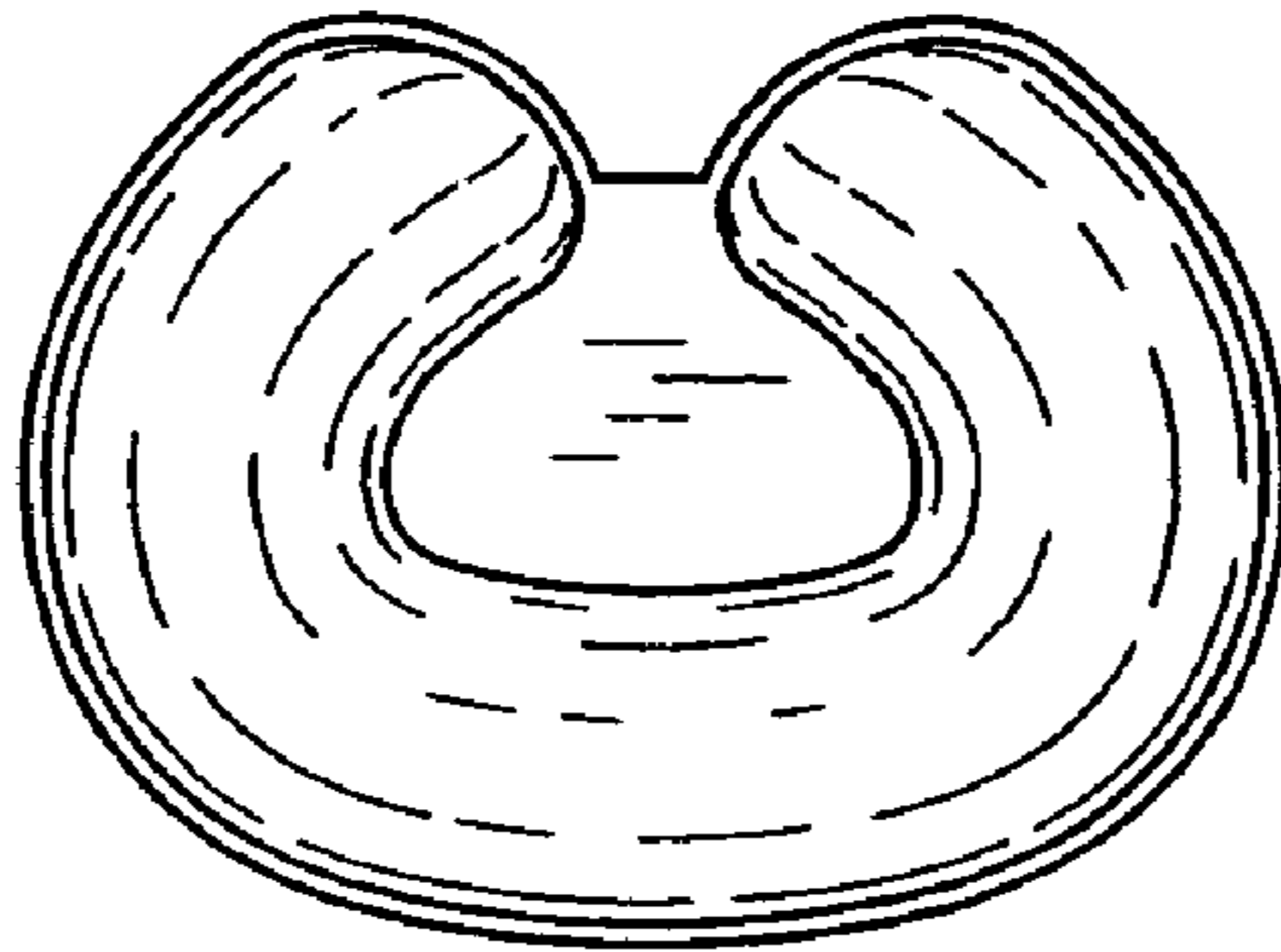


Fig.6

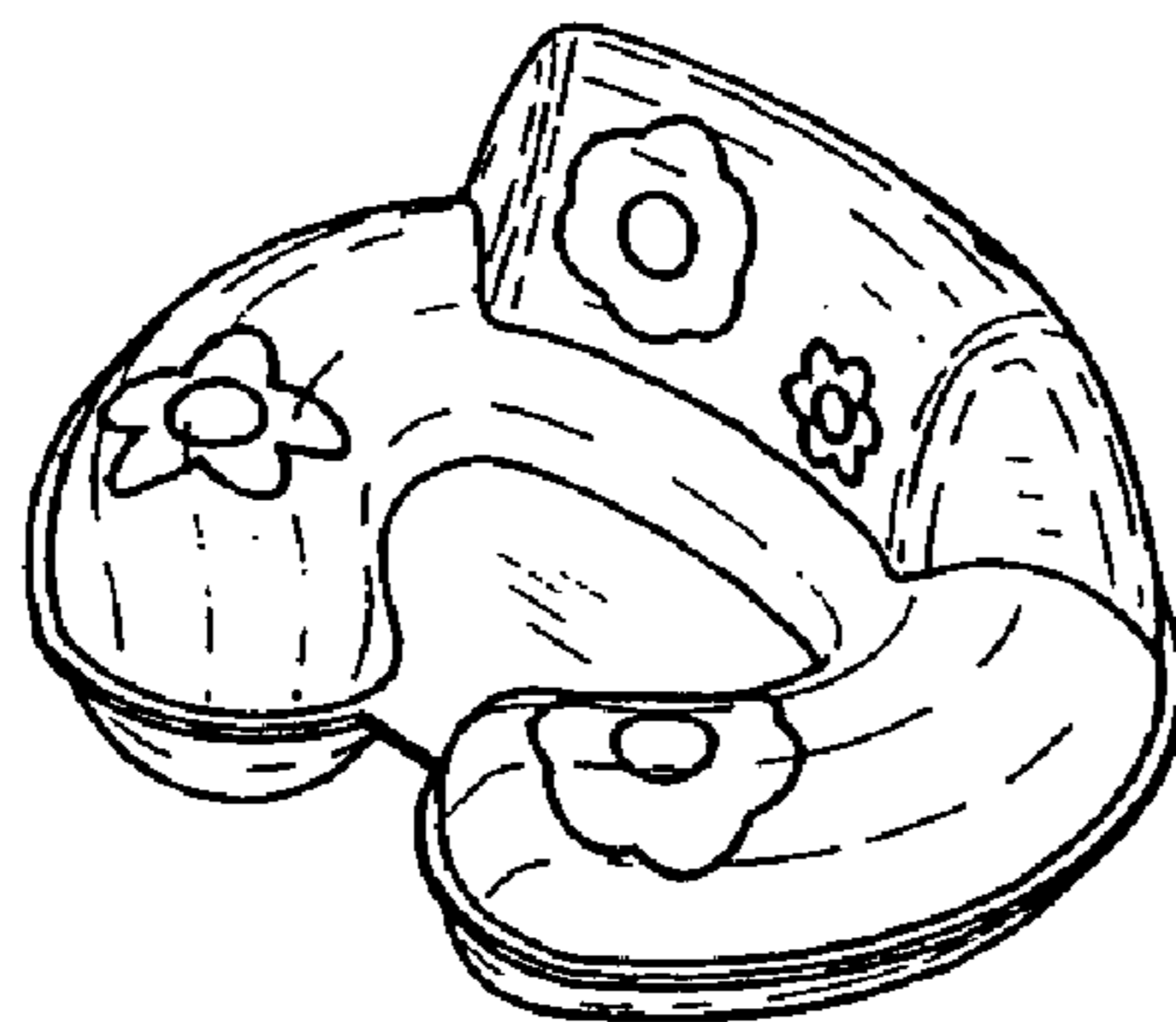


Fig.7