

US00D561850S

(12) **United States Design Patent**  
**Yang**

(10) **Patent No.:** **US D561,850 S**

(45) **Date of Patent:** **\*\* Feb. 12, 2008**

(54) **HAND GRIP EXERCISER**

(76) Inventor: **Lien-Chuan Yang**, 11F-1, No. 149,  
Sec. 3, Roosevelt Rd., Taipei (TW)

(\*\*) Term: **14 Years**

(21) Appl. No.: **29/271,145**

(22) Filed: **Jan. 11, 2007**

(51) **LOC (8) Cl.** ..... **21-02**

(52) **U.S. Cl.** ..... **D21/684**

(58) **Field of Classification Search** ..... D21/662,  
D21/684, 692; 482/44, 49, 121-122, 126  
See application file for complete search history.

(56) **References Cited**

U.S. PATENT DOCUMENTS

4,262,898	A *	4/1981	Lee	.....	482/49
D264,737	S *	6/1982	Cooper	.....	D21/684
4,433,364	A *	2/1984	Noble	.....	482/8
4,623,141	A *	11/1986	Salvino	.....	482/49
4,726,580	A *	2/1988	Batiste et al.	.....	482/49
4,763,896	A *	8/1988	Press	.....	482/49
4,943,047	A *	7/1990	Noble	.....	482/49
5,060,934	A *	10/1991	Winston	.....	482/49
5,141,478	A *	8/1992	Upper	.....	482/44
5,308,299	A *	5/1994	Winston	.....	482/49
5,360,385	A *	11/1994	Wang	.....	482/49
D358,857	S *	5/1995	Yang	.....	D21/684
5,529,551	A *	6/1996	Chin	.....	482/49
5,833,580	A *	11/1998	Chiu	.....	482/49

D403,723	S *	1/1999	Coe	.....	D21/684
D418,561	S *	1/2000	Cousins	.....	D21/684
6,063,006	A *	5/2000	Chiu	.....	482/49
D460,505	S *	7/2002	Yang	.....	D21/684
6,786,849	B1 *	9/2004	Falconer	.....	482/44
D505,169	S *	5/2005	Kuo	.....	D21/684
D521,086	S *	5/2006	Falconer	.....	D21/684
7,077,787	B1 *	7/2006	Wiesman	.....	482/49

\* cited by examiner

*Primary Examiner*—Philip S. Hyder

*Assistant Examiner*—RoseLynne (Ulm) Cody

(74) *Attorney, Agent, or Firm*—Bacon & Thomas, PLLC

(57) **CLAIM**

The ornamental design for the hand grip exerciser, as shown and described.

**DESCRIPTION**

FIG. 1 is a perspective view of the hand grip exerciser showing the new design;

FIG. 2 is a front view of the new design;

FIG. 3 is a rear view of the new design;

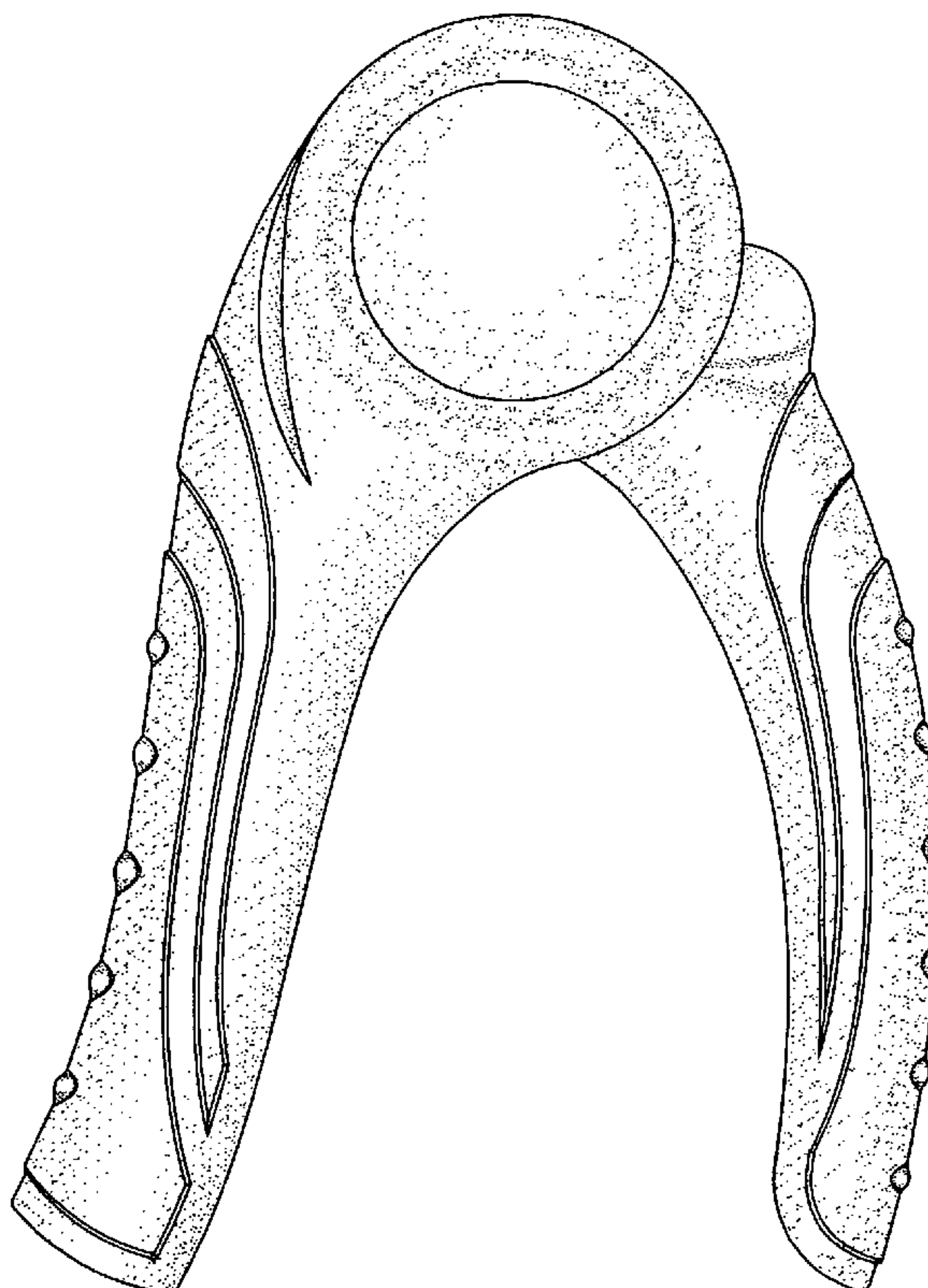
FIG. 4 is a left view of the new design;

FIG. 5 is a right view of the new design;

FIG. 6 is a top view of the new design; and,

FIG. 7 is a bottom view of the new design.

**1 Claim, 5 Drawing Sheets**



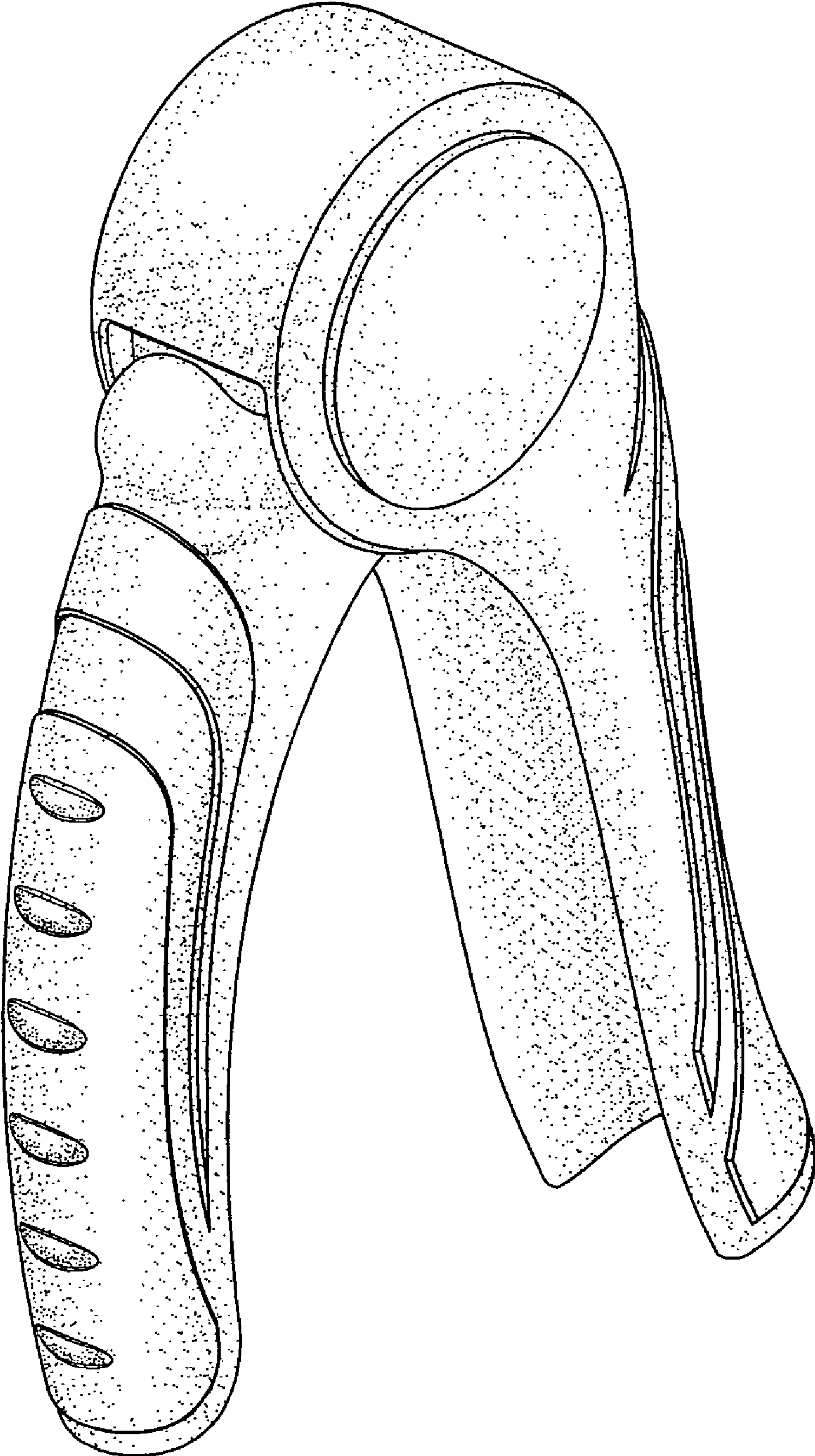


Fig. 1

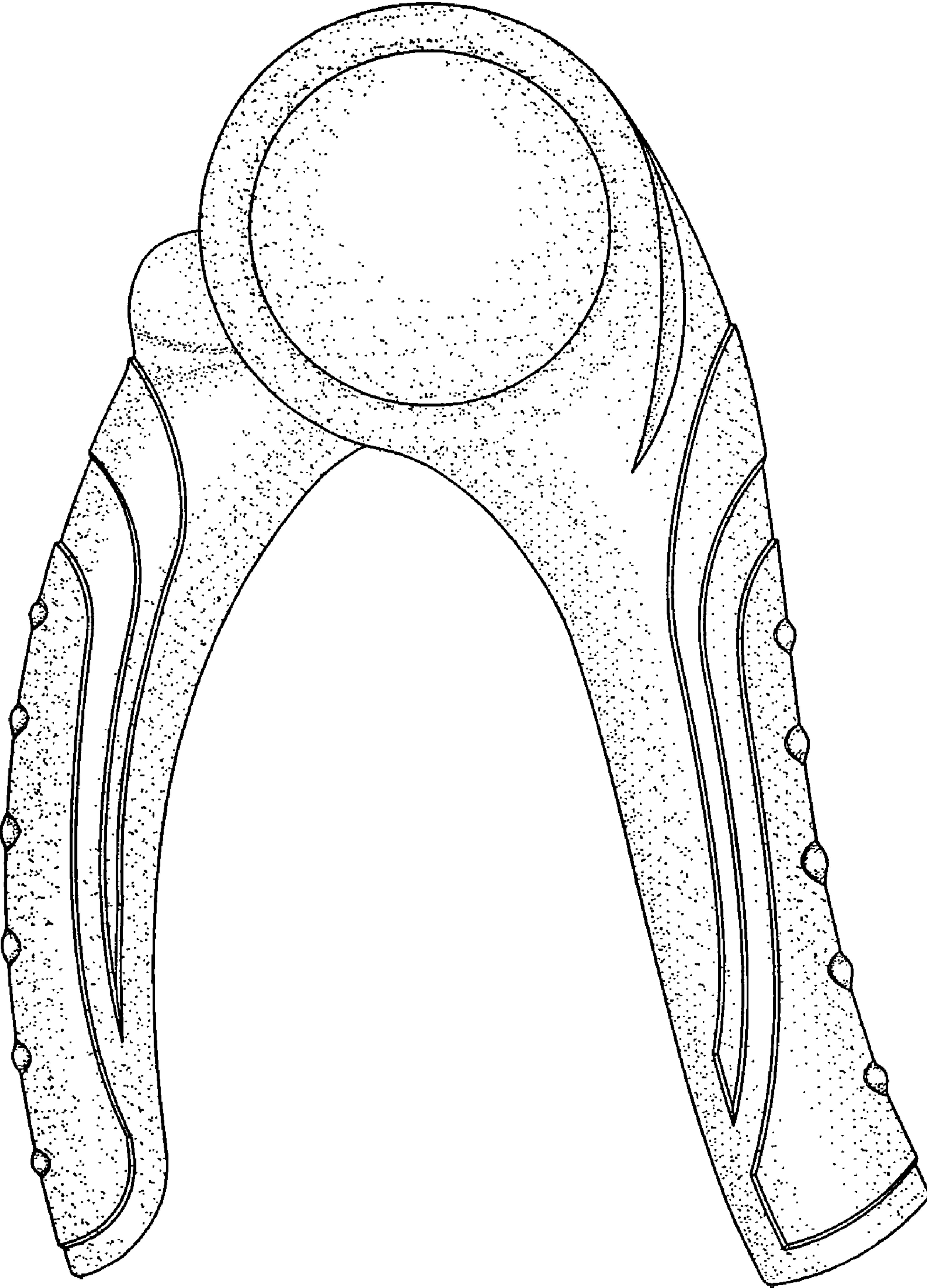


Fig. 2



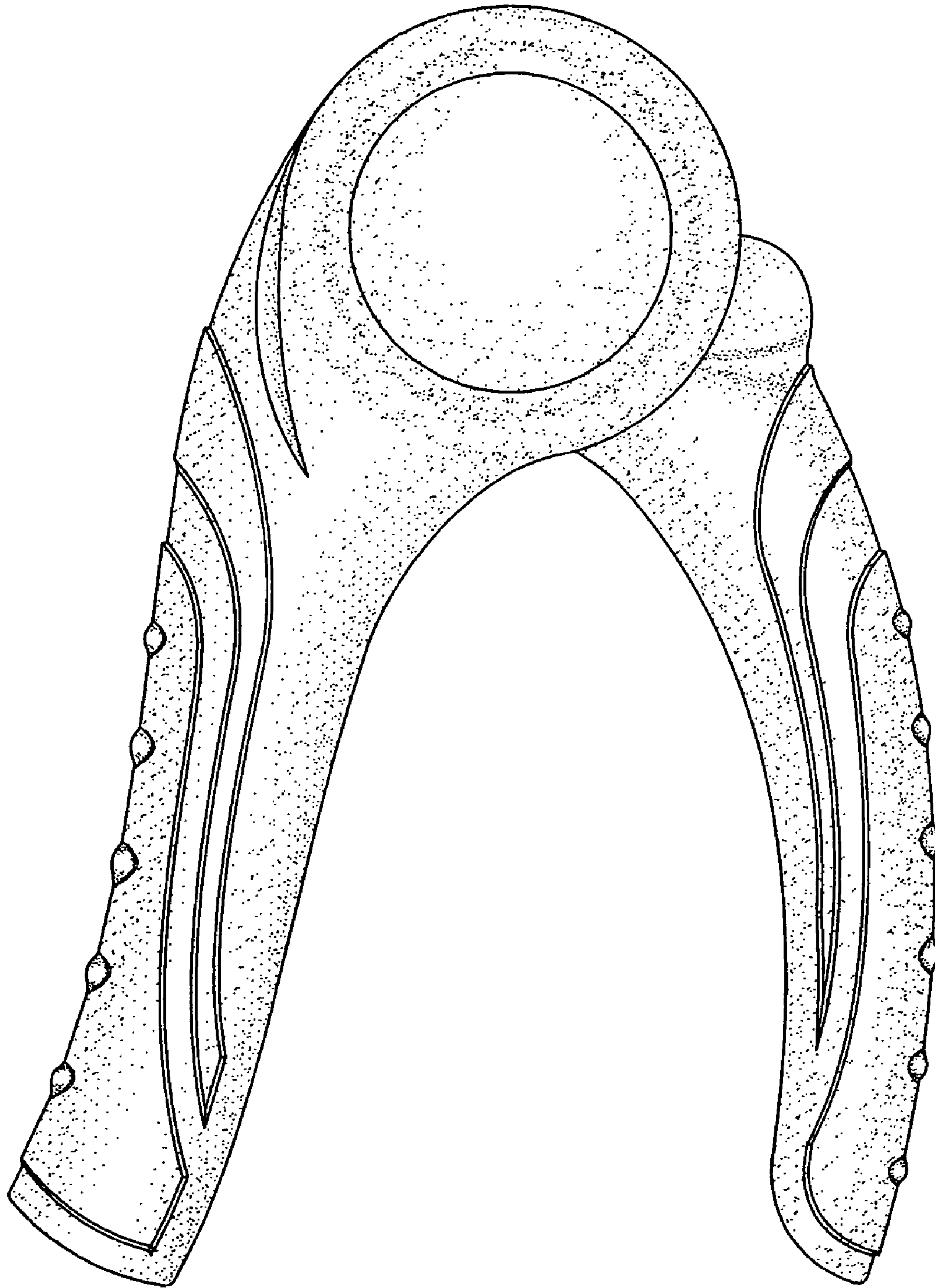


Fig. 3

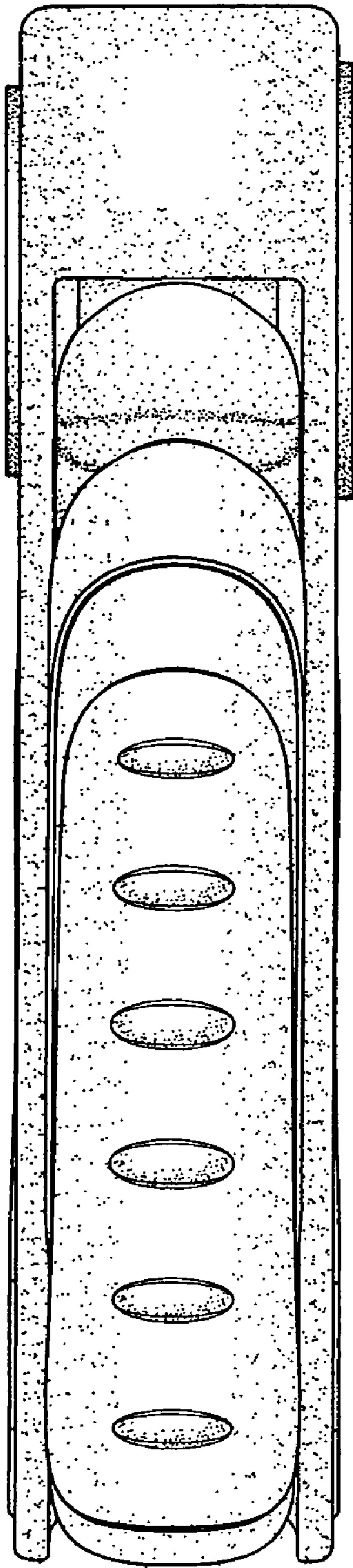


Fig. 4

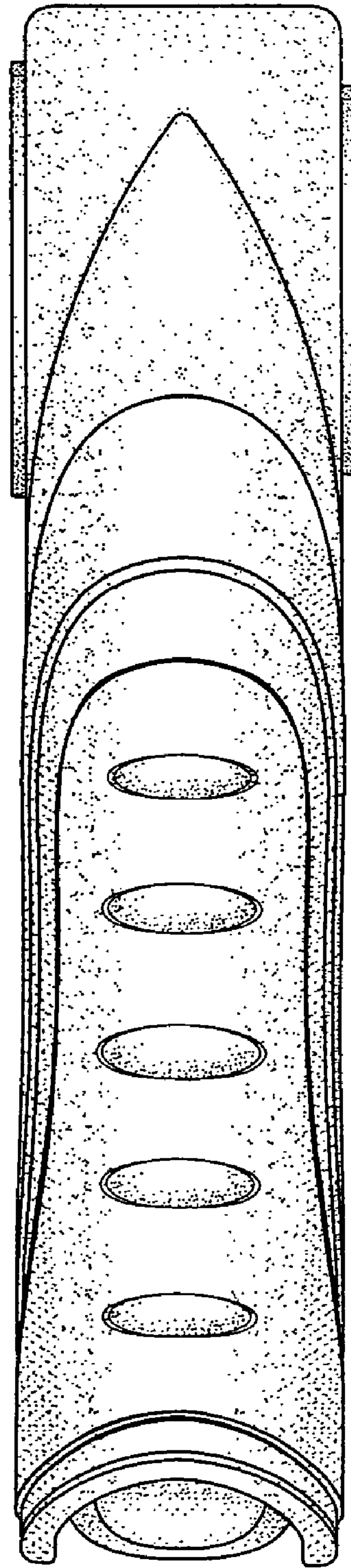


Fig. 5

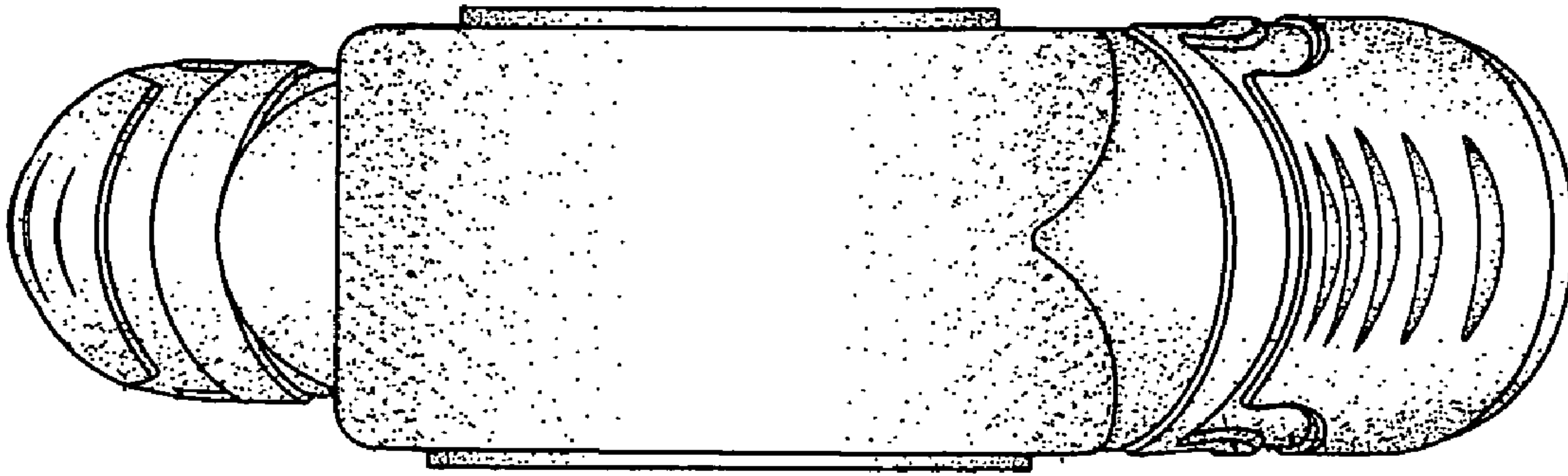


Fig. 6

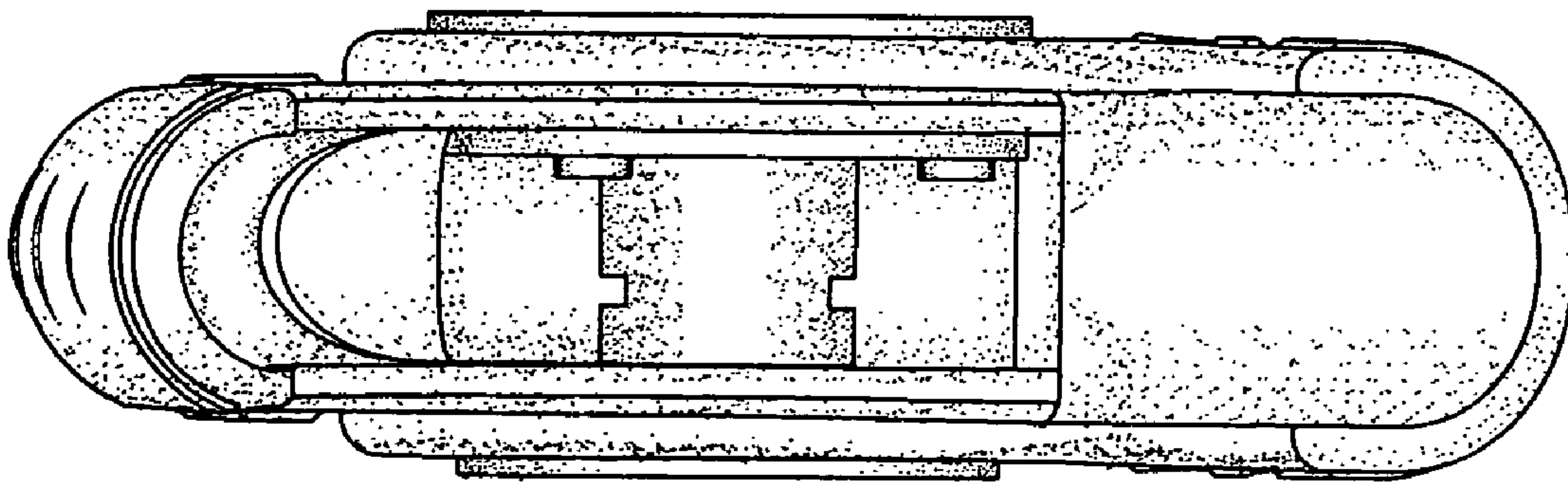


Fig. 7