



US00D561846S

(12) **United States Design Patent**  
**Glickman et al.**

(10) **Patent No.:** **US D561,846 S**  
(45) **Date of Patent:** **\*\* Feb. 12, 2008**

(54) **CONSTRUCTION TOY COMPONENT**  
(75) Inventors: **Joel Glickman**, Jupiter, FL (US);  
**Matthias F. W. Doepner**, Harleysville,  
PA (US)  
(73) Assignee: **K’NEX Limited Partnership Group**,  
Hatfield, PA (US)

*Primary Examiner*—Holly H. Baynham  
*Assistant Examiner*—Cynthia M. Chin  
(74) *Attorney, Agent, or Firm*—Schweitzer Cornman Gross  
& Bondell LLP

(\*\*) Term: **14 Years**

(57) **CLAIM**

The ornamental design for a construction toy component, as shown and described.

(21) Appl. No.: **29/278,867**

(22) Filed: **Apr. 12, 2007**

**DESCRIPTION**

(51) **LOC (8) Cl.** ..... **21-01**  
(52) **U.S. Cl.** ..... **D21/500**  
(58) **Field of Classification Search** ..... D21/484–505;  
D25/113–118; 273/153, 156; 446/69, 85,  
446/102–128; 434/259  
See application file for complete search history.

FIG. 1 is a top perspective view of a construction toy component;  
FIG. 2 is an end elevation view of the construction toy component of FIG. 1;  
FIG. 3 is a top plan view of the construction toy component of FIG. 1;  
FIG. 4 is a side elevation view of the construction toy component of FIG. 1; and,  
FIG. 5 is an opposite side view of the construction toy component of FIG. 1.

(56) **References Cited**

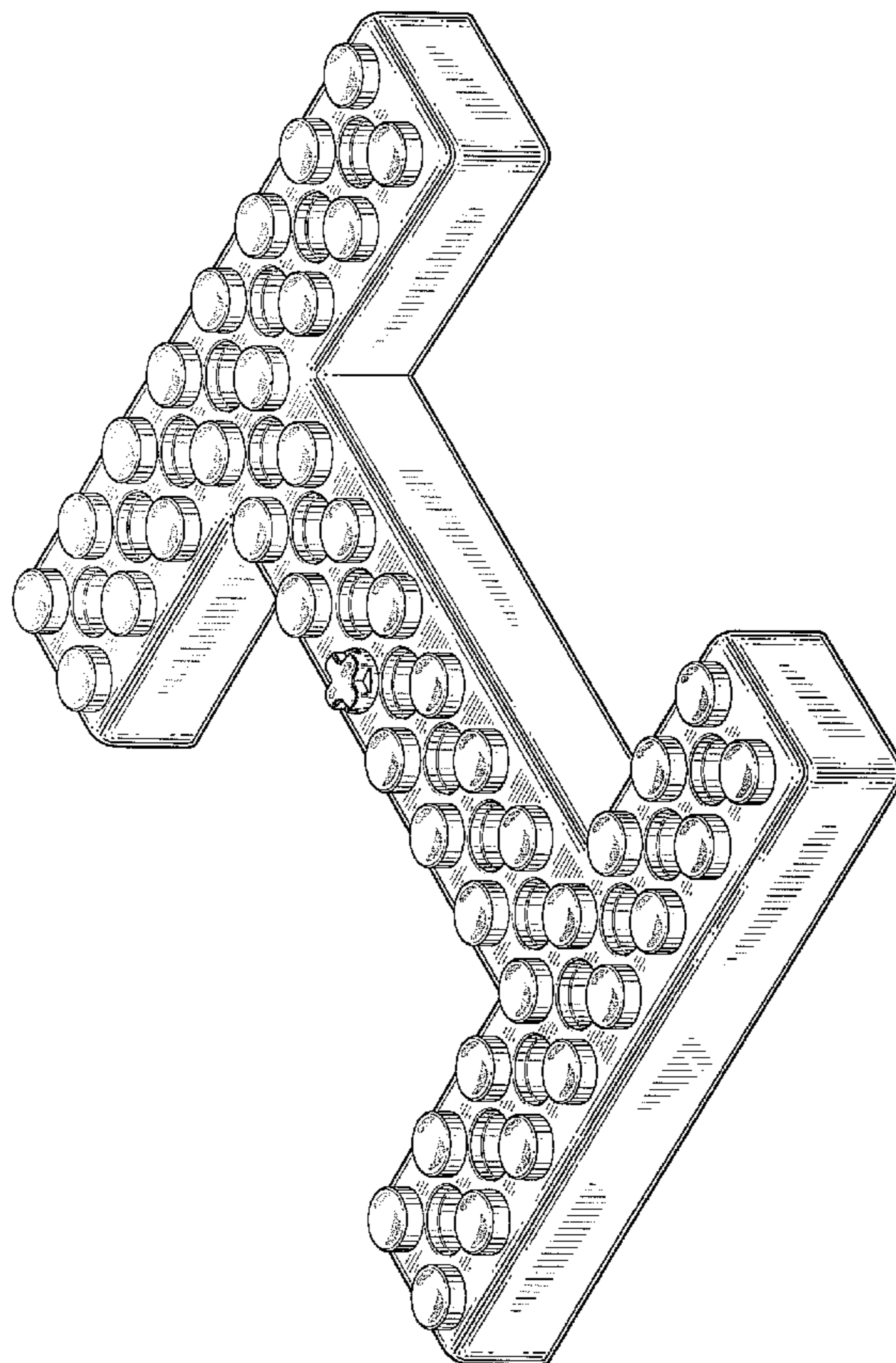
**U.S. PATENT DOCUMENTS**

D285,813 S *	9/1986	Takahashi	.....	D21/501
D290,627 S *	6/1987	Dideriksen	.....	D21/486
D344,301 S *	2/1994	Berggreen	.....	D21/484
D367,086 S *	2/1996	Chesler et al.	.....	D21/484
D411,263 S *	6/1999	Korsholm	.....	D21/502

The bottom of the construction toy component forms no part of the claimed design.

\* cited by examiner

**1 Claim, 3 Drawing Sheets**



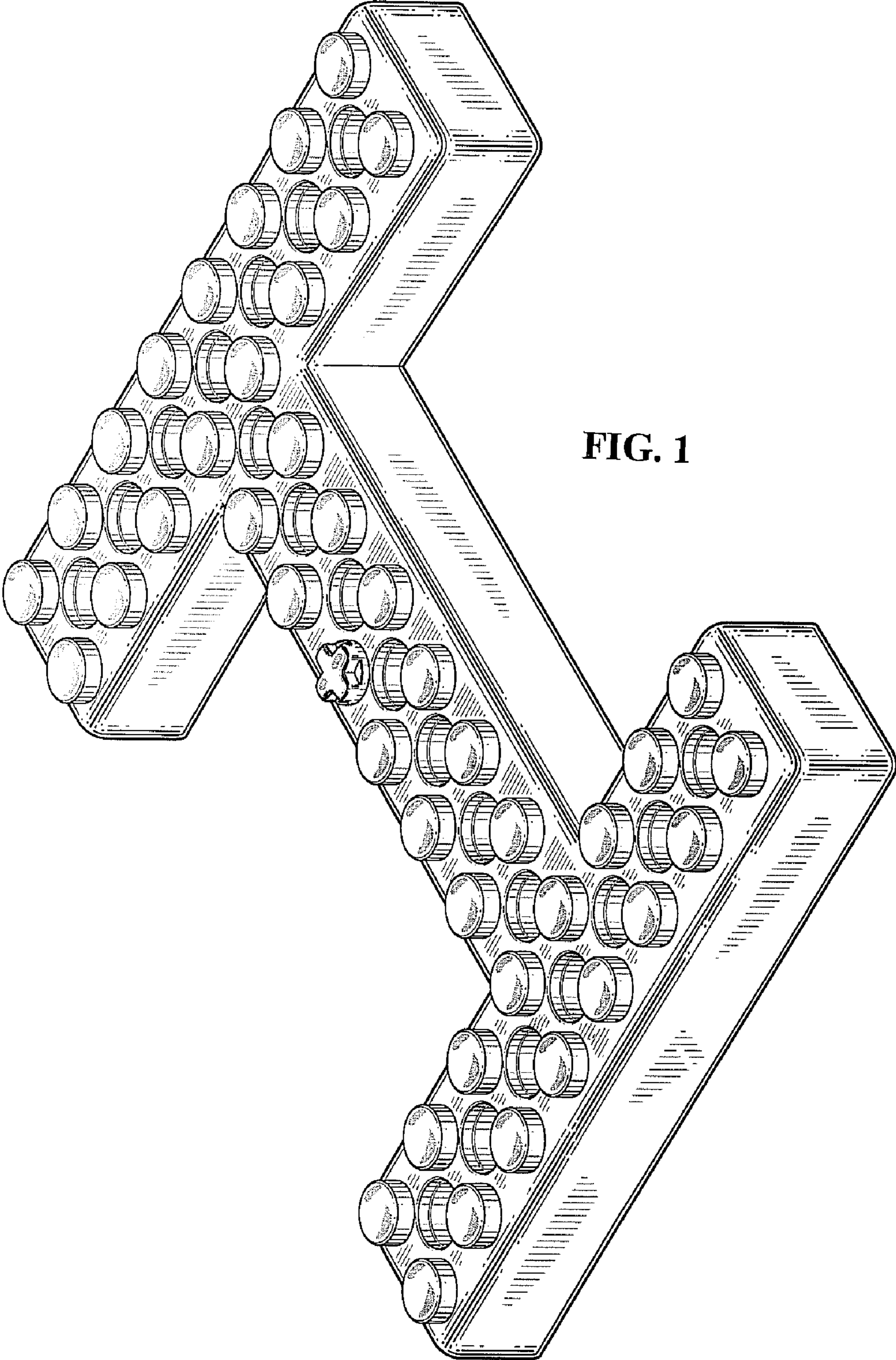


FIG. 1

FIG. 2

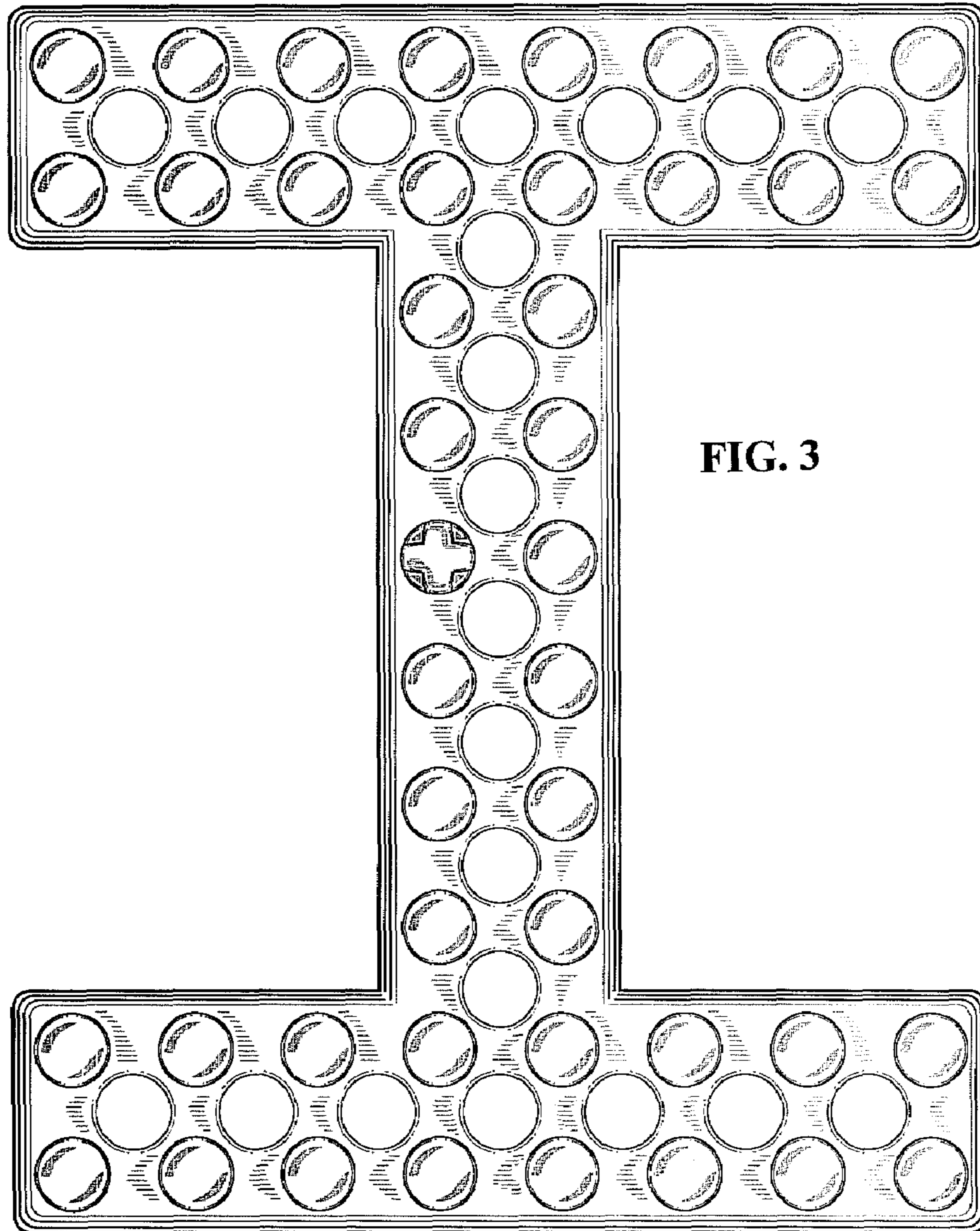
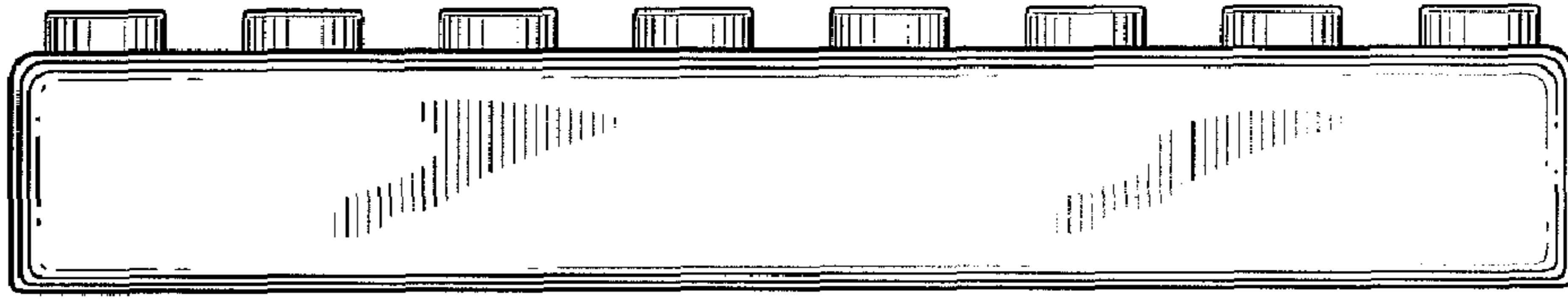


FIG. 4

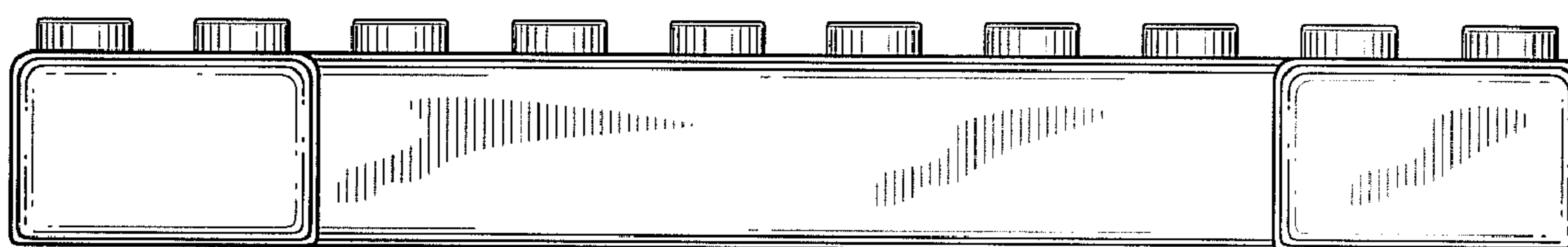


FIG. 5

