

US00D561835S

(12) **United States Design Patent**
Nishida

(10) **Patent No.:** **US D561,835 S**
(45) **Date of Patent:** **** Feb. 12, 2008**

(54) **PEN**
(75) Inventor: **Tsuyoshi Nishida**, Tokyo (JP)
(73) Assignee: **Mitsubishi Pencil Co., Ltd.**, Tokyo (JP)
(**) Term: **14 Years**
(21) Appl. No.: **29/265,452**
(22) Filed: **Sep. 1, 2006**

D532,454 S * 11/2006 Togawa et al. D19/51
D533,591 S * 12/2006 Togawa D19/49

FOREIGN PATENT DOCUMENTS

JP D 1242483 6/2005
JP D 1255146 11/2005

* cited by examiner

Primary Examiner—Elizabeth A. Albert
(74) *Attorney, Agent, or Firm*—Foley & Lardner LLP

(30) **Foreign Application Priority Data**
Mar. 2, 2006 (JP) 2006-005233

(57) **CLAIM**

The ornamental design for a pen, as shown and described.

(51) **LOC (8) Cl.** **19-06**
(52) **U.S. Cl.** **D19/56**
(58) **Field of Classification Search** D19/35,
D19/36, 41-51, 53-57; 24/11 R, 11 F, 11 P;
401/52, 99, 100, 104, 105, 106, 107, 108,
401/109, 192, 195, 196
See application file for complete search history.

DESCRIPTION

FIG. 1 is a perspective view of a pen showing my new design;
FIG. 2 is a front view thereof;
FIG. 3 is a right side view thereof; the left side view is a mirror image of the right side;
FIG. 4 is a top plan view thereof;
FIG. 5 is a bottom plan view thereof; and,
FIG. 6 is a perspective view shown through the transparent clip.

The broken lines are for illustrative purposes only and form no part of the claimed design.

(56) **References Cited**
U.S. PATENT DOCUMENTS
D495,744 S * 9/2004 Ikeda D19/51
D512,458 S * 12/2005 Shiina D19/49
D525,302 S * 7/2006 Togawa D19/51
D527,765 S * 9/2006 Togawa D19/51

1 Claim, 4 Drawing Sheets

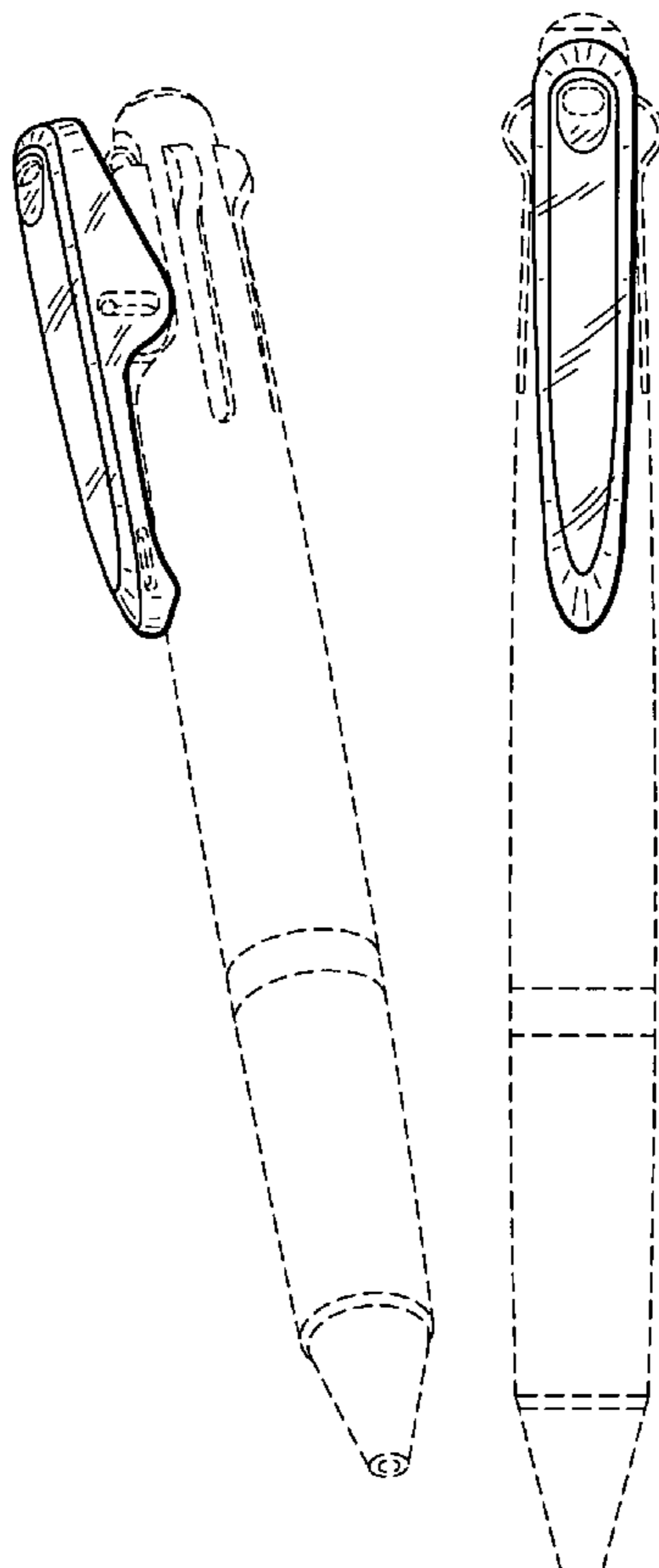


FIG. 1

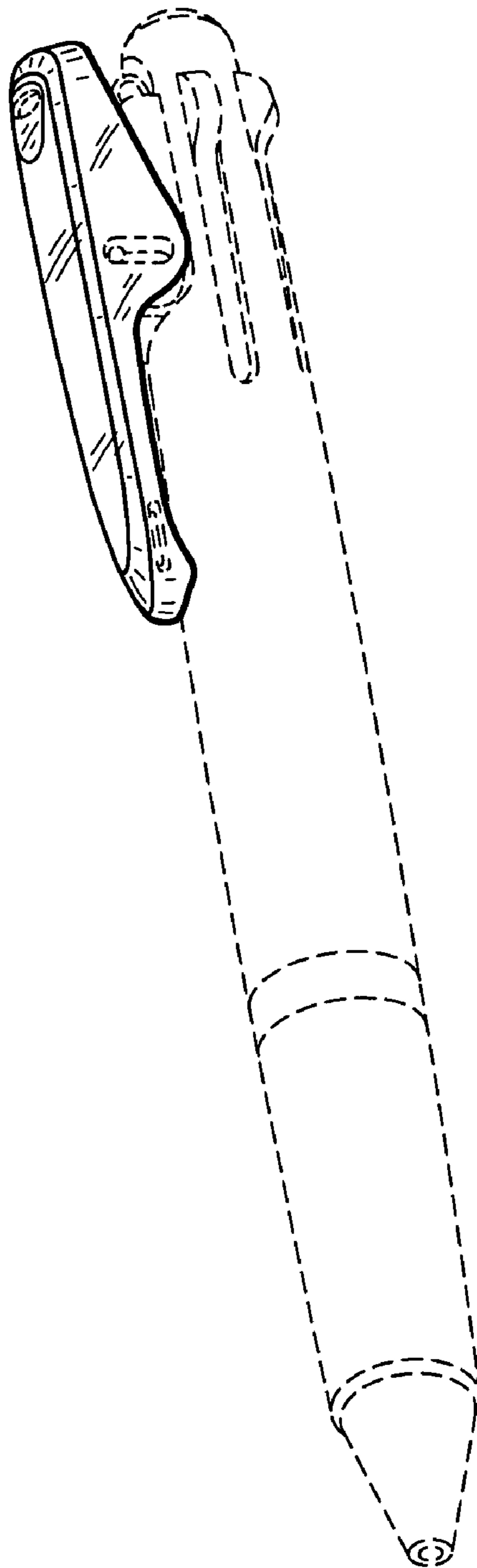


FIG. 2




FIG. 3




FIG. 4




FIG. 5

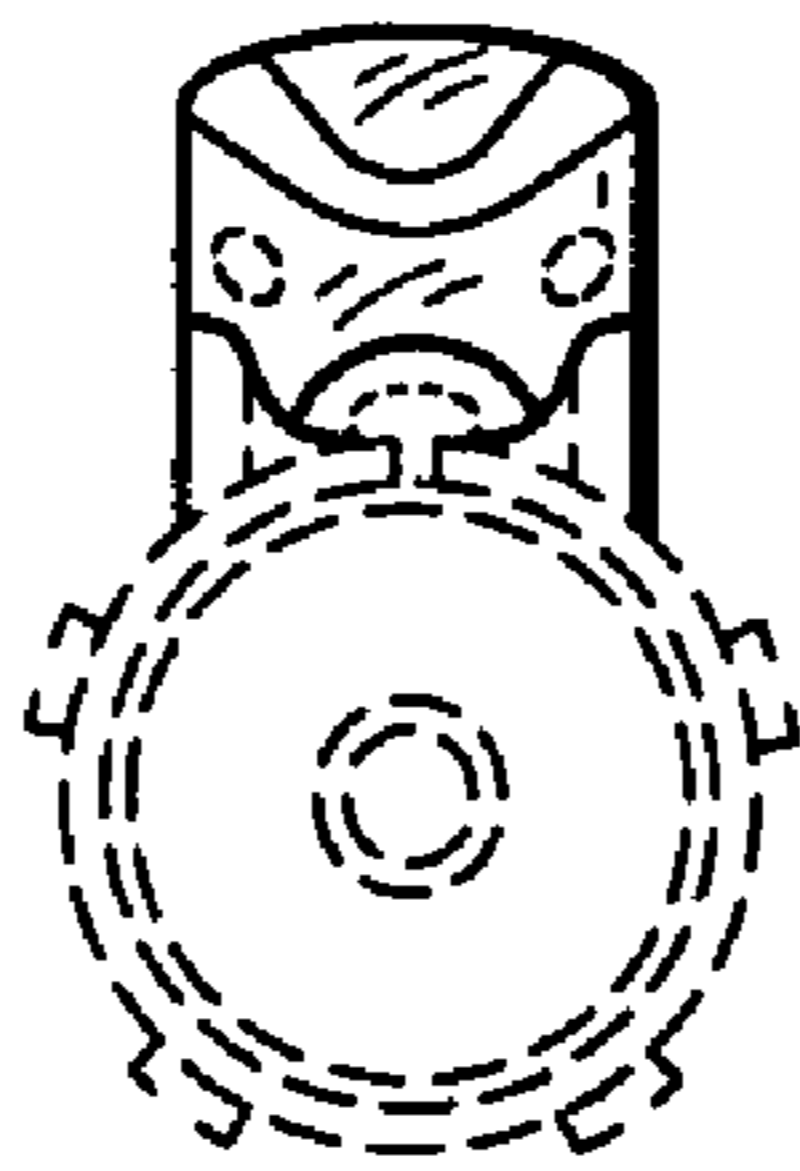


FIG. 6

