



US00D561821S

(12) **United States Design Patent**
Schatteman et al.

(10) **Patent No.:** **US D561,821 S**

(45) **Date of Patent:** **** Feb. 12, 2008**

(54) **FOUR-IN-ONE PAIN SCALE**

D289,058 S * 3/1987 Alberts D18/9
D383,774 S * 9/1997 Winn D18/9

(75) Inventors: **Stefaan Schatteman**, Sint-Niklaas (BE); **Kris Schellens**, Lochristi (BE)

* cited by examiner

(73) Assignee: **Euro-Celtique S.A.**, Luxembourg (LU)

Primary Examiner—Antoine D. Davis

(74) *Attorney, Agent, or Firm*—Duane Morris LLP

(**) Term: **14 Years**

(57) **CLAIM**

(21) Appl. No.: **29/232,258**

The ornamental design for an four-in-one pain scale, as shown and described.

(22) Filed: **Jun. 15, 2005**

(30) **Foreign Application Priority Data**

Dec. 15, 2004 (EM) 000268099-0001

DESCRIPTION

(51) **LOC (8) Cl.** **18-01**

FIG. 1 is a perspective view of an analog scale for measuring pain according to the present invention with the lower analog scale minimally extended;

(52) **U.S. Cl.** **D18/9**

FIG. 2 is a perspective view thereof, opposite that shown in FIG. 1 with the lower analog scale almost maximally extended;

(58) **Field of Classification Search** D18/9;
33/495; 40/488, 491; 116/225, 321-324;
235/70 A, 70 B, 70 C, 70 R, 69

FIG. 3 is a plan view of FIG. 2;

See application file for complete search history.

FIG. 4 is a plan view of FIG. 1;

(56) **References Cited**

FIG. 5 is an end elevational view thereof;

U.S. PATENT DOCUMENTS

FIG. 6 is a side elevational view thereof;

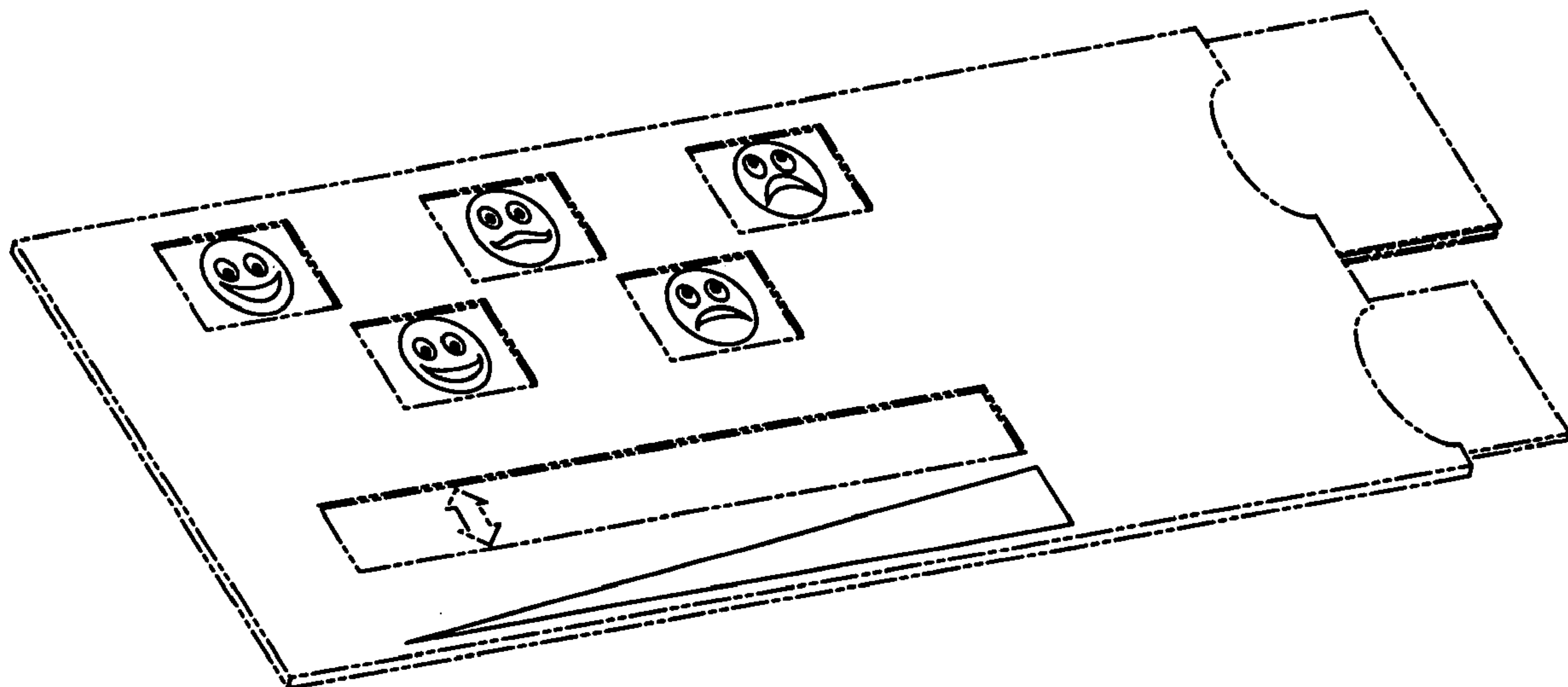
- 1,602,479 A * 10/1926 Bulmer et al. 235/70 A
- 1,609,972 A * 12/1926 Sherrer et al. 235/70 A
- 3,853,264 A * 12/1974 Hovorka 235/70 A
- 3,894,465 A * 7/1975 Simmons 84/485 R
- 3,933,305 A * 1/1976 Murphy 235/70 A
- 4,329,570 A * 5/1982 Koll 235/70 A

FIG. 7 is an end elevational view thereof; and,

FIG. 8 is a side elevational view thereof.

All portions shown in broken lines are environmental and illustrative only, and form no part of the claimed design.

1 Claim, 6 Drawing Sheets



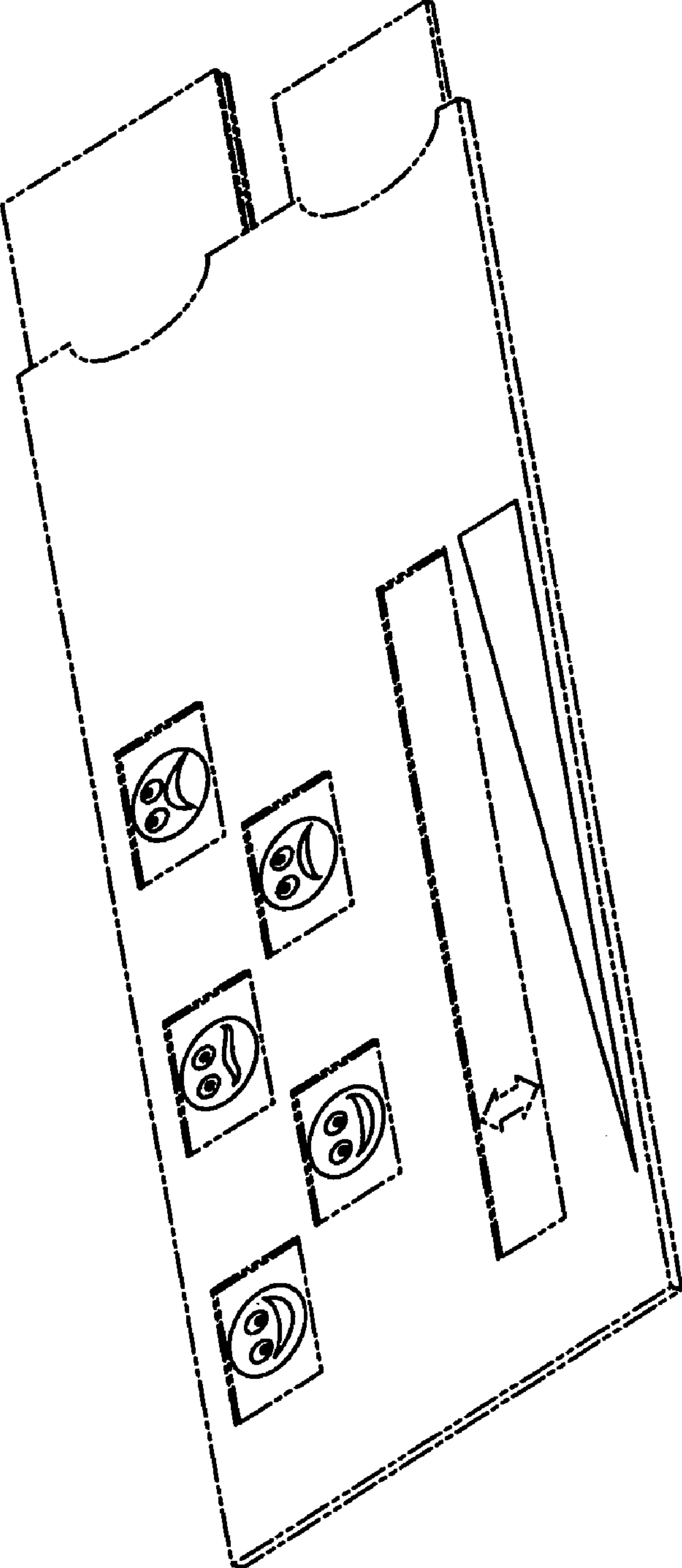


Fig. 1

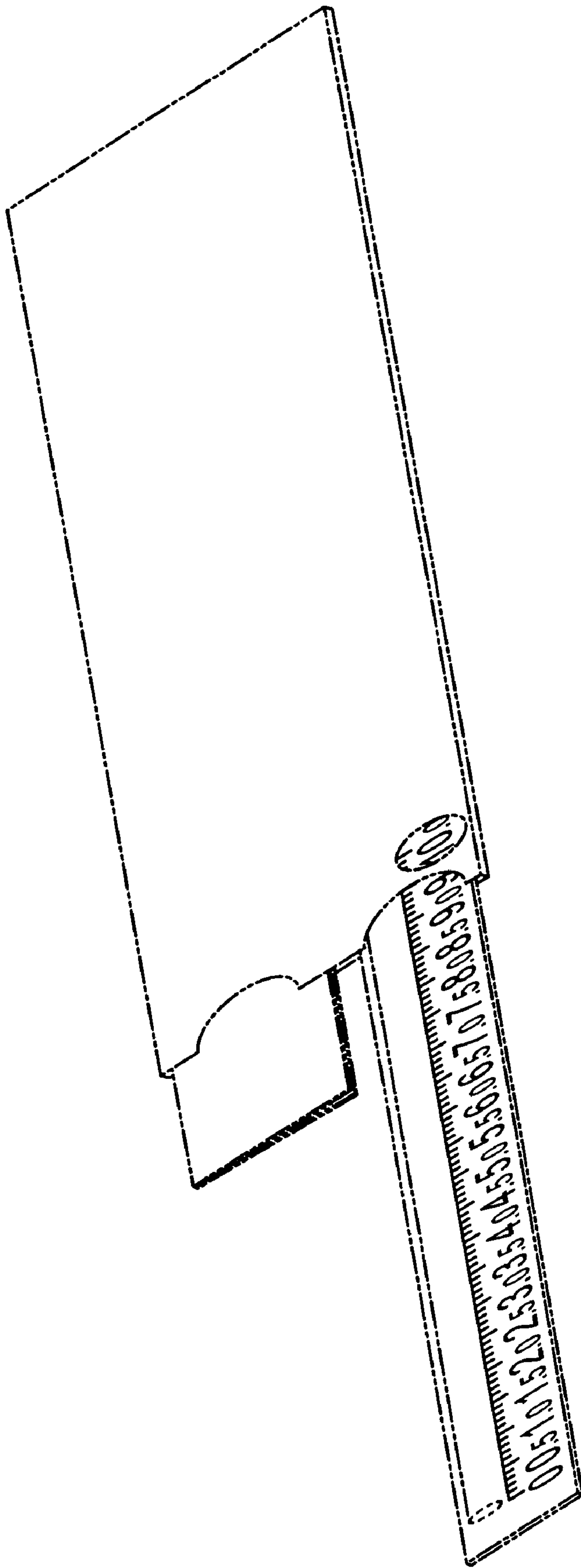


Fig. 2

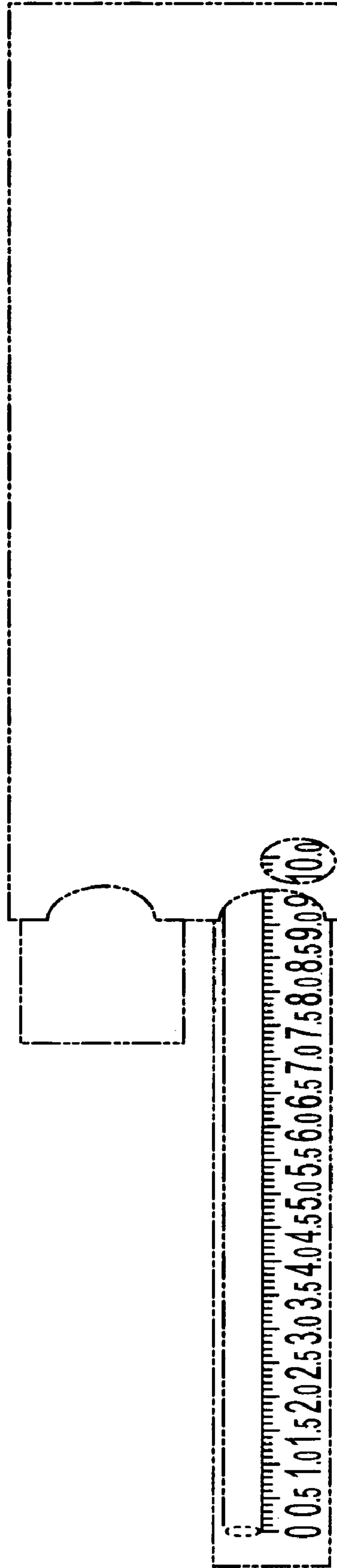


Fig. 3

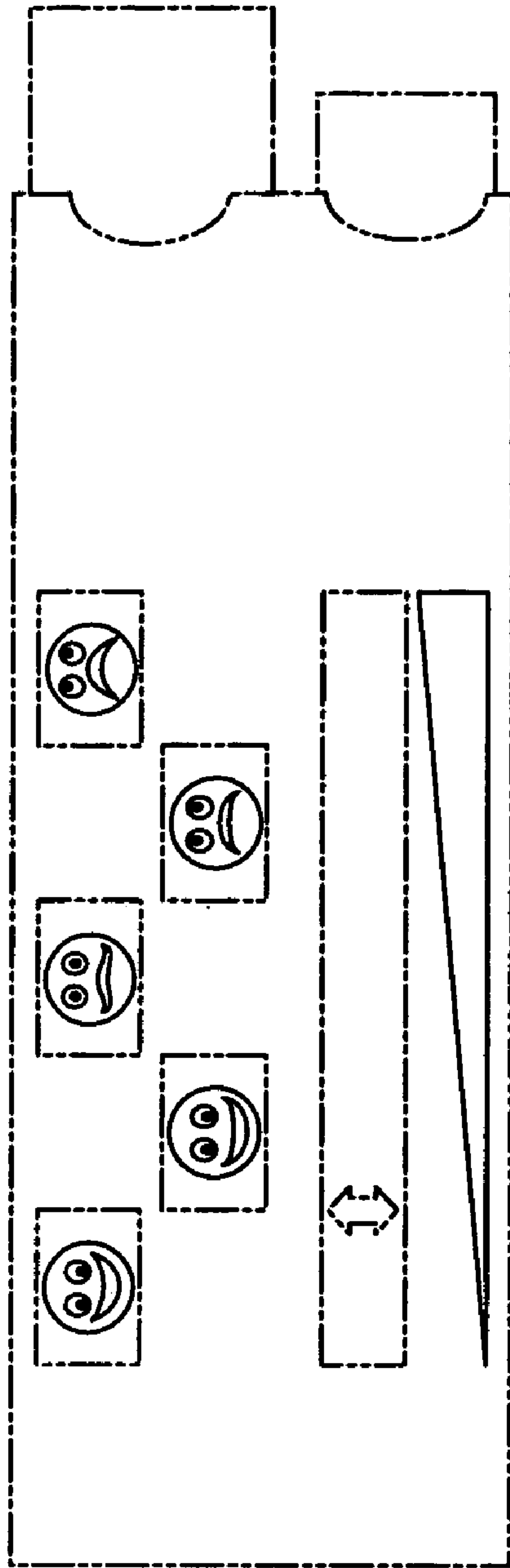


Fig. 4



Fig. 5



Fig. 6



Fig. 7



Fig. 8