



US00D561815S

(12) **United States Design Patent**
Yee

(10) **Patent No.:** **US D561,815 S**
(45) **Date of Patent:** **** Feb. 12, 2008**

(54) **EYEGLASS FRAME**

(75) Inventor: **Peter Yee**, Irvine, CA (US)

(73) Assignee: **Oakley, Inc.**, Foothill Ranch, CA (US)

(**) Term: **14 Years**

(21) Appl. No.: **29/288,584**

(22) Filed: **Jun. 15, 2007**

D335,887 S	5/1993	Jannard	
5,208,614 A	5/1993	Jannard	
D336,908 S	6/1993	Jannard	
D344,742 S	3/1994	Jannard	
D354,501 S	1/1995	Jannard	
D354,968 S	1/1995	Jannard	
5,412,438 A	5/1995	Bolle	
D384,364 S	9/1997	Yee	
D399,519 S	10/1998	Yee	
D399,866 S	10/1998	Yee	
D426,845 S *	6/2000	Green et al.	D16/309
D440,597 S *	4/2001	Chen	D16/330

Related U.S. Application Data

(62) Division of application No. 29/236,081, filed on Aug. 10, 2005.

(51) **LOC (8) Cl.** **16-06**

(52) **U.S. Cl.** **D16/330**

(58) **Field of Classification Search** D16/101,
D16/300-330, 332-338; D29/109-110;
D24/110.2; 351/41, 44, 51-52, 61, 62, 92,
351/103-111, 114-119, 121-123, 128-130,
351/140, 156, 158; 2/426-432, 434-437,
2/441, 447-449

See application file for complete search history.

(56) **References Cited**

U.S. PATENT DOCUMENTS

D150,924 S	9/1948	Bright
D163,869 S	7/1951	Hinman
D293,450 S	12/1987	Jannard
4,730,915 A	3/1988	Jannard
D323,333 S	1/1992	Jannard et al.
D324,394 S	3/1992	Jannard
D324,528 S	3/1992	Jannard
D325,040 S	3/1992	Jannard
D328,468 S	8/1992	Jannard
D329,442 S	9/1992	Jannard
D329,445 S	9/1992	Jannard
D330,035 S	10/1992	Jannard
D330,903 S	11/1992	Jannard
D331,587 S	12/1992	Jannard et al.
D331,763 S	12/1992	Jannard
D333,145 S	2/1993	Jannard
D334,389 S	3/1993	Bolle et al.

(Continued)

FOREIGN PATENT DOCUMENTS

FR 2688322 12/1992

OTHER PUBLICATIONS

U.S. Appl. No. 29/218,487, filed Dec. 2, 2004, Jannard et al.

(Continued)

Primary Examiner—T. Chase Nelson
Assistant Examiner—Barbara B Lohr
(74) *Attorney, Agent, or Firm*—Gregory K. Nelson

(57) **CLAIM**

The ornamental design for an eyeglass frame, as shown and described.

DESCRIPTION

FIG. 1 is a front perspective view of the eyeglass frame of the present invention;

FIG. 2 is a front elevational view thereof;

FIG. 3 is a rear elevational view thereof;

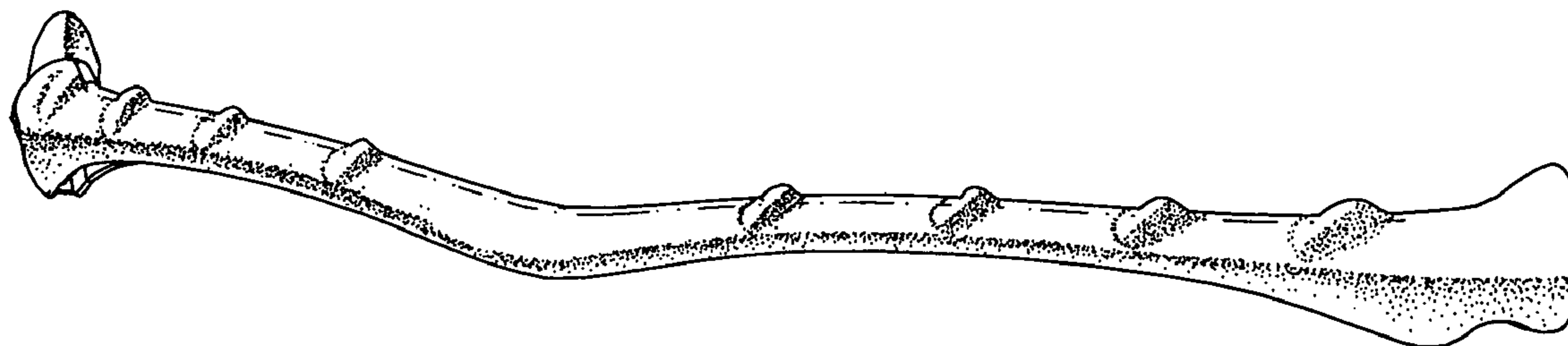
FIG. 4 is a left-side elevational view thereof, the right-side elevational view being a mirror image thereof;

FIG. 5 is a top elevational view thereof; and,

FIG. 6 is a bottom plan view thereof.

The broken line drawing is for illustrative purposes only and forms no part of the claimed design.

1 Claim, 3 Drawing Sheets



US D561,815 S

Page 2

U.S. PATENT DOCUMENTS

D452,522 S * 12/2001 Chiou D16/330
D473,892 S 4/2003 Thixton et al.
D474,800 S * 5/2003 Hou D16/314
D483,791 S 12/2003 Thixton et al.
D514,613 S 2/2006 Jannard et al.
D523,461 S 6/2006 Jannard et al.
D551,281 S * 9/2007 Lee D16/314

OTHER PUBLICATIONS

U.S. Appl. No. 29/227,304, filed Apr. 7, 2005, Jannard et al.
Surfing (Aug. 1993) Special Ad Section.
Ski & Sportglasses by Alpina (1996-1997) p. 10 & 11.
Addidas Sunglasses (1999) p. 8.
Asia Pacific (1999-2000) Sports Collection 1.
U.S. Appl. No. 29/236,081, Yee, pending application.
* cited by examiner

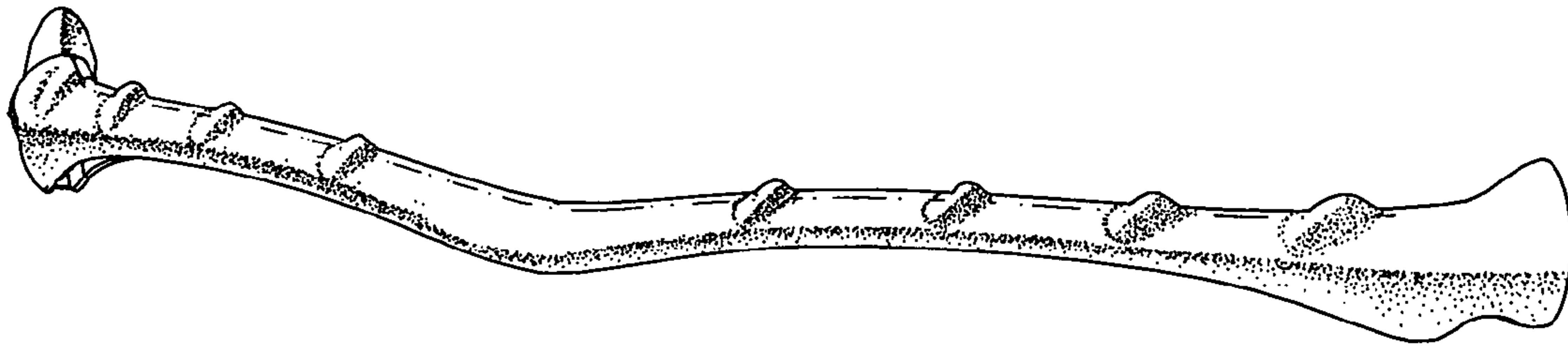


FIG. 1

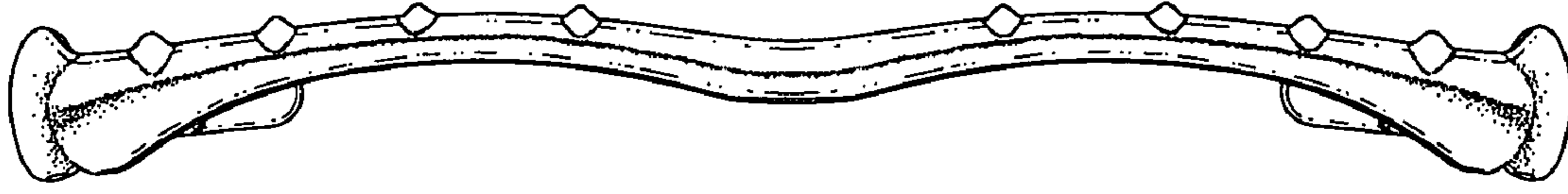


FIG. 2

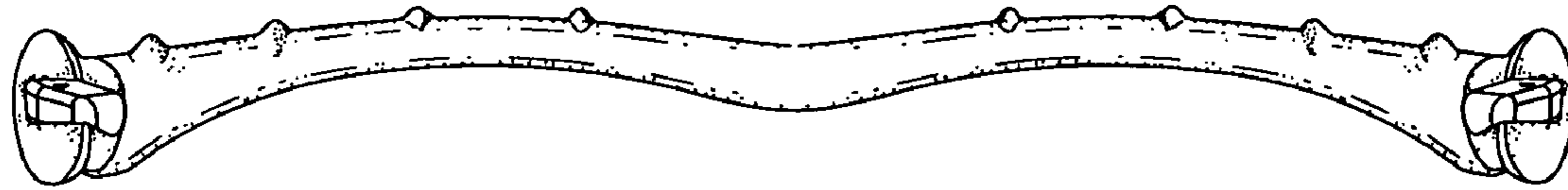


FIG. 3




FIG. 4

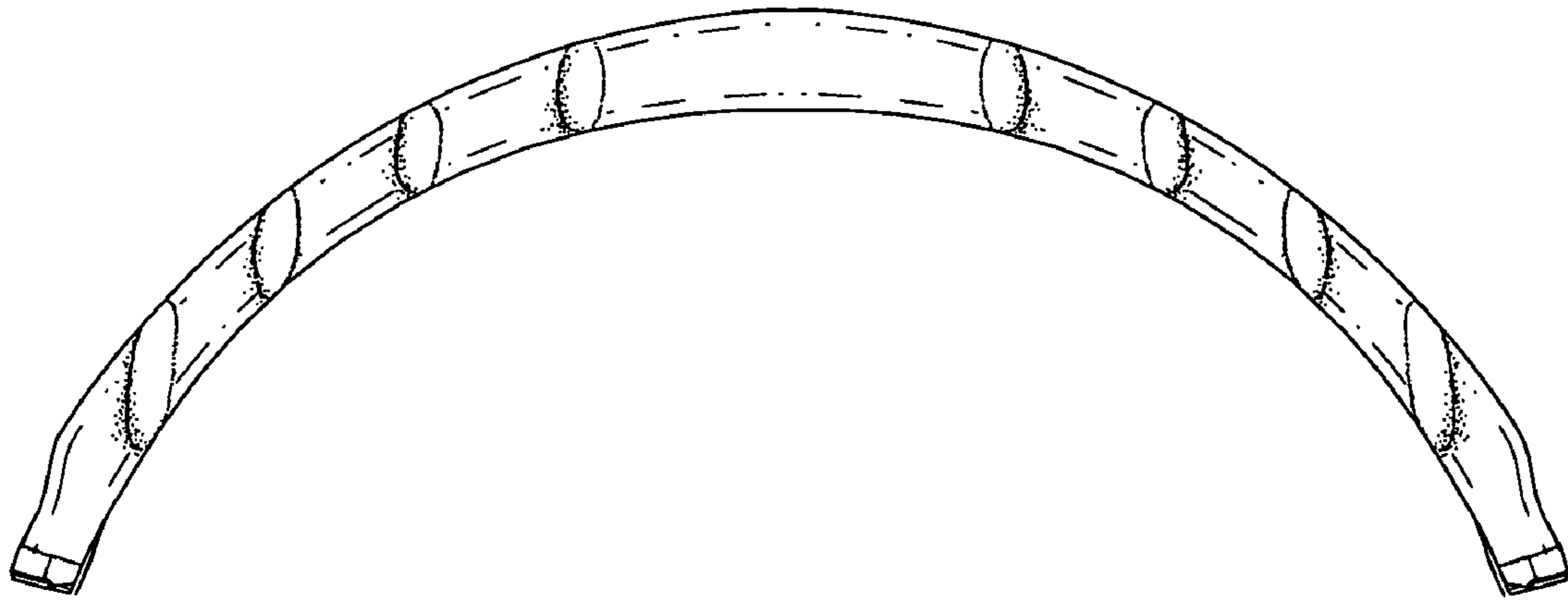


FIG. 5

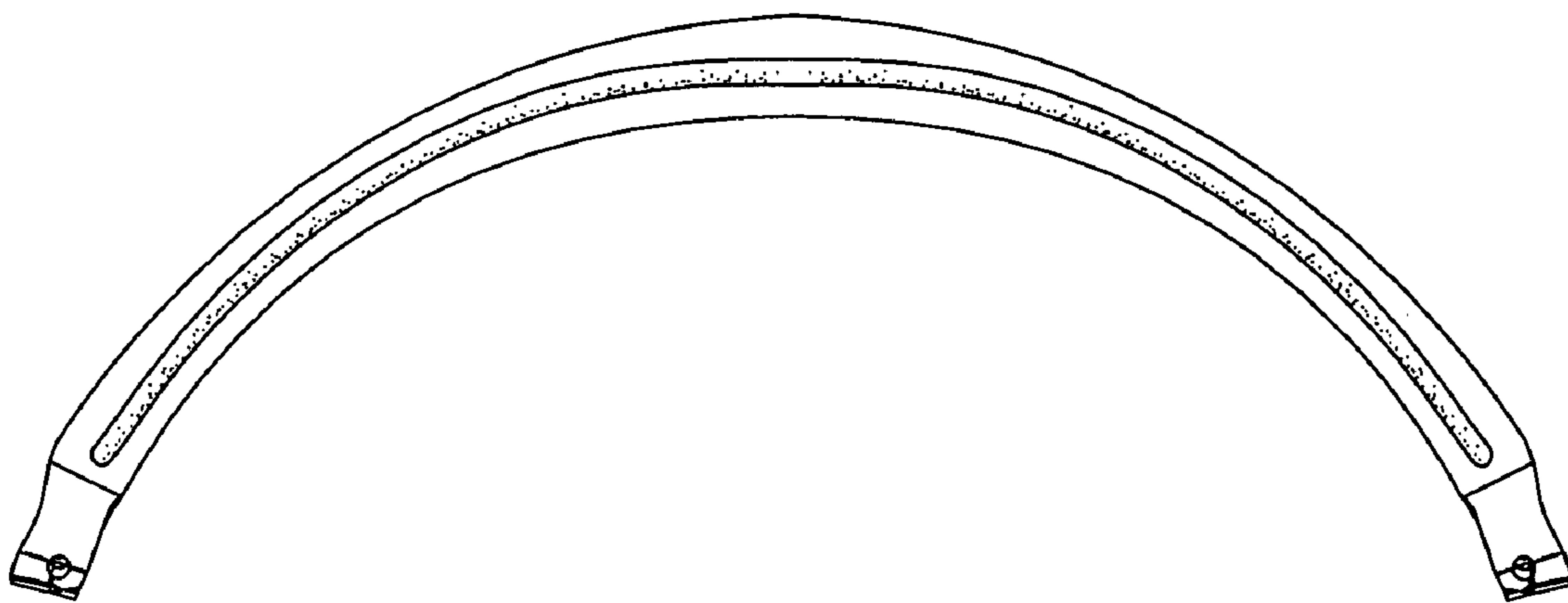


FIG. 6