



US00D561790S

(12) **United States Design Patent**
Greenleaf

(10) **Patent No.:** **US D561,790 S**

(45) **Date of Patent:** **** Feb. 12, 2008**

(54) **WASHER PUNCH INSERT PLUG**

(76) Inventor: **Richard J. Greenleaf**, 14 Ocean St.,
Manchester-by-the-Sea, MA (US) 01944

(**) Term: **14 Years**

(21) Appl. No.: **29/286,413**

(22) Filed: **May 4, 2007**

(51) **LOC (8) Cl.** **15-09**

(52) **U.S. Cl.** **D15/128**

(58) **Field of Classification Search** D15/128;
83/140, 588, 640, 698.91, 699.41; 470/41,
470/162

See application file for complete search history.

(56) **References Cited**

U.S. PATENT DOCUMENTS

1,558,419	A *	10/1925	White	470/41
1,696,912	A *	1/1929	Herold	470/41
2,212,886	A *	8/1940	Ruland	470/162
2,649,125	A *	8/1953	Poupitch	470/162
3,641,860	A *	2/1972	Whistler et al.	83/698.91
4,008,638	A *	2/1977	Miller	83/185
4,487,566	A *	12/1984	Barna	83/698.91
5,259,819	A *	11/1993	Lee	470/41
5,791,308	A *	8/1998	Carter et al.	361/264

* cited by examiner

Primary Examiner—Gary D. Watson

Assistant Examiner—Patricia Palasik

(74) *Attorney, Agent, or Firm*—Don Halgren

(57) **CLAIM**

The ornamental design for a washer punch insert plug, as shown and described.

DESCRIPTION

FIG. 1 is a perspective view of the washer punch insert plug of the present invention, looking angularly towards a front edge thereof;

FIG. 2 is a side elevational view of the washer punch insert plug of the present invention, which side view is of the first side of said design;

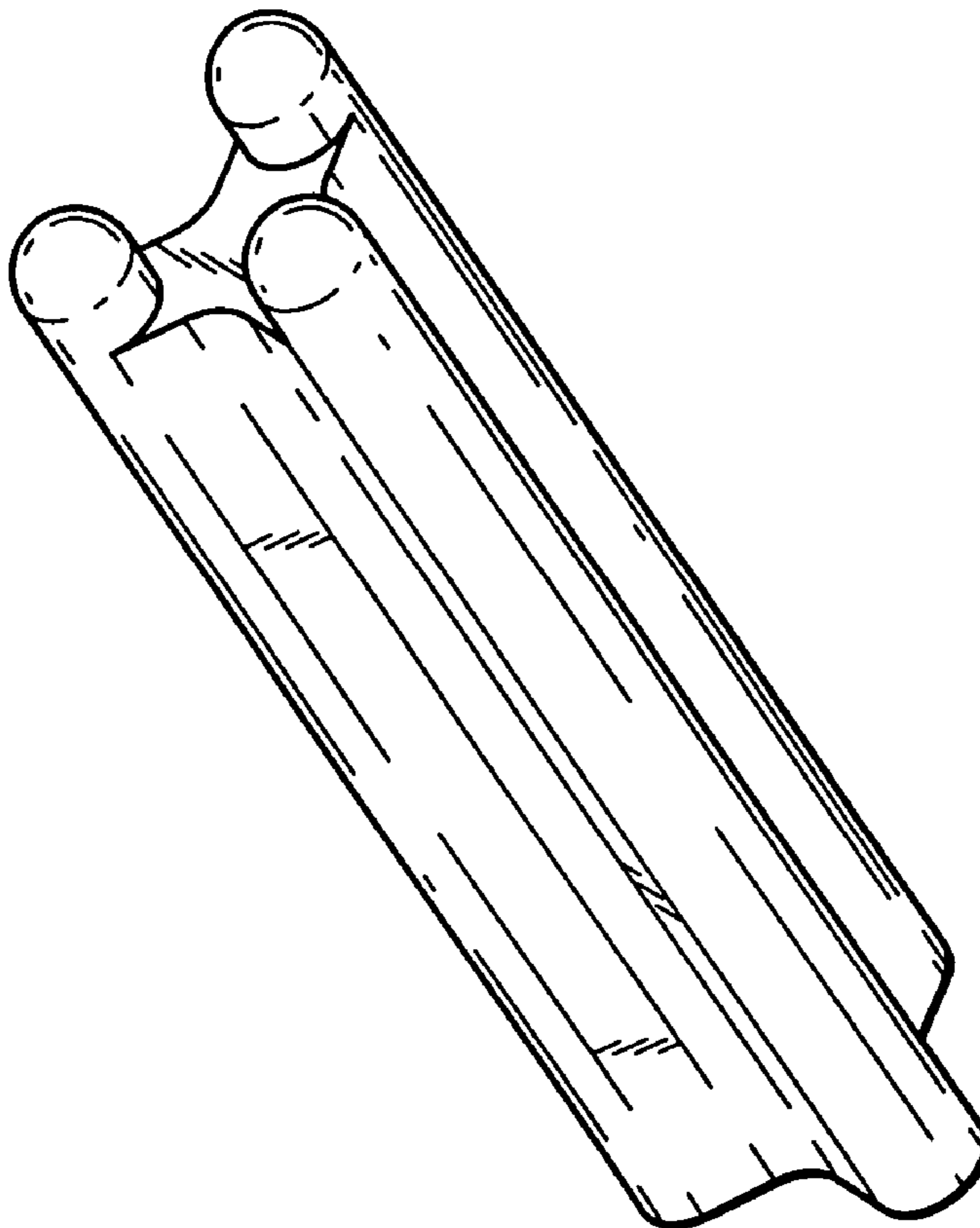
FIG. 3 is a side elevational view of the washer punch insert plug of the present invention, which side view is of the second side of said design;

FIG. 4 is a side elevational view of the washer punch insert plug of the present invention, which side view is of the third and last side of said design;

FIG. 5 is a top or plan view of the washer punch insert plug of the present invention; and,

FIG. 6 is a view of the bottom or back end of the washer punch insert plug of the present invention.

1 Claim, 2 Drawing Sheets



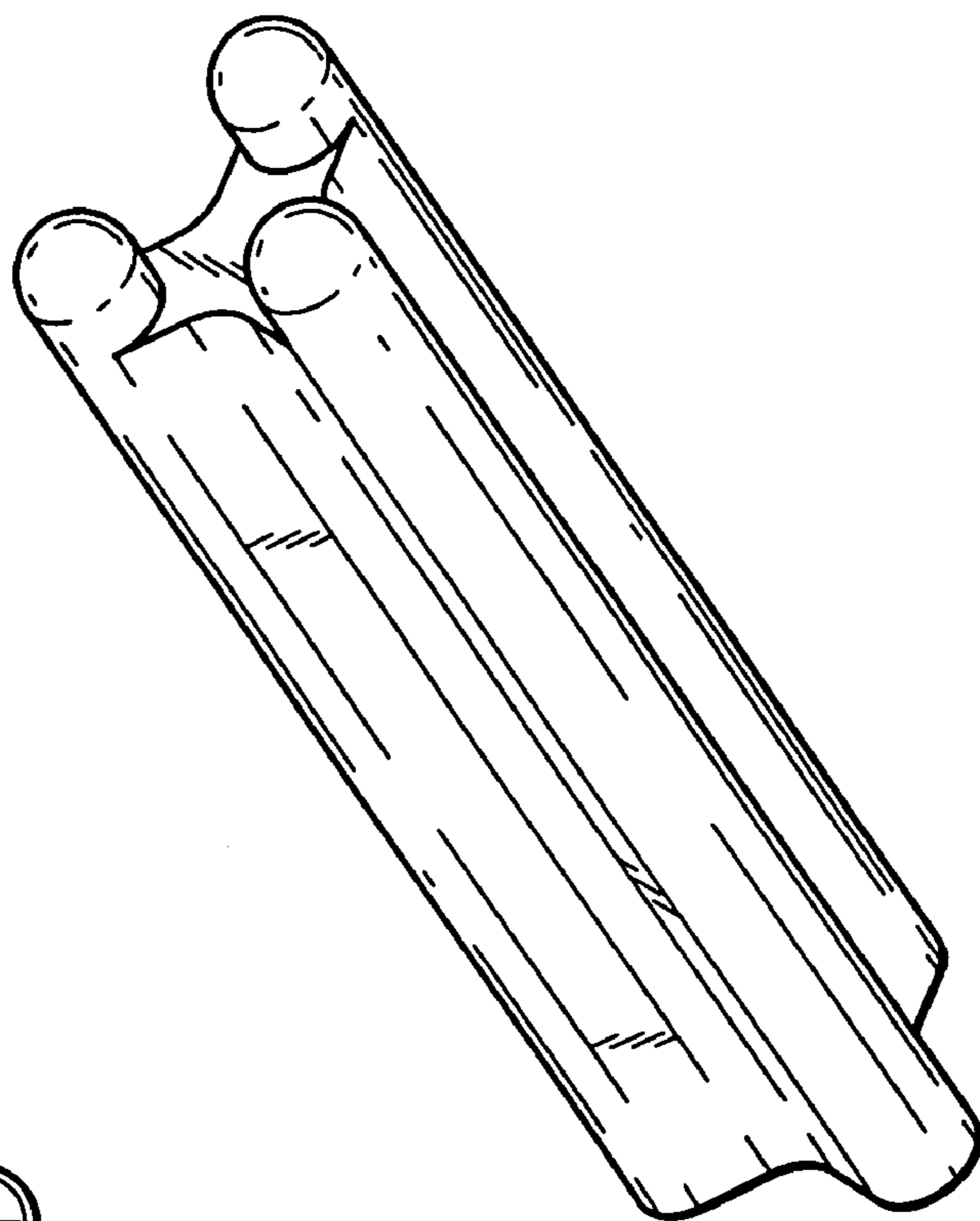


FIG. 1

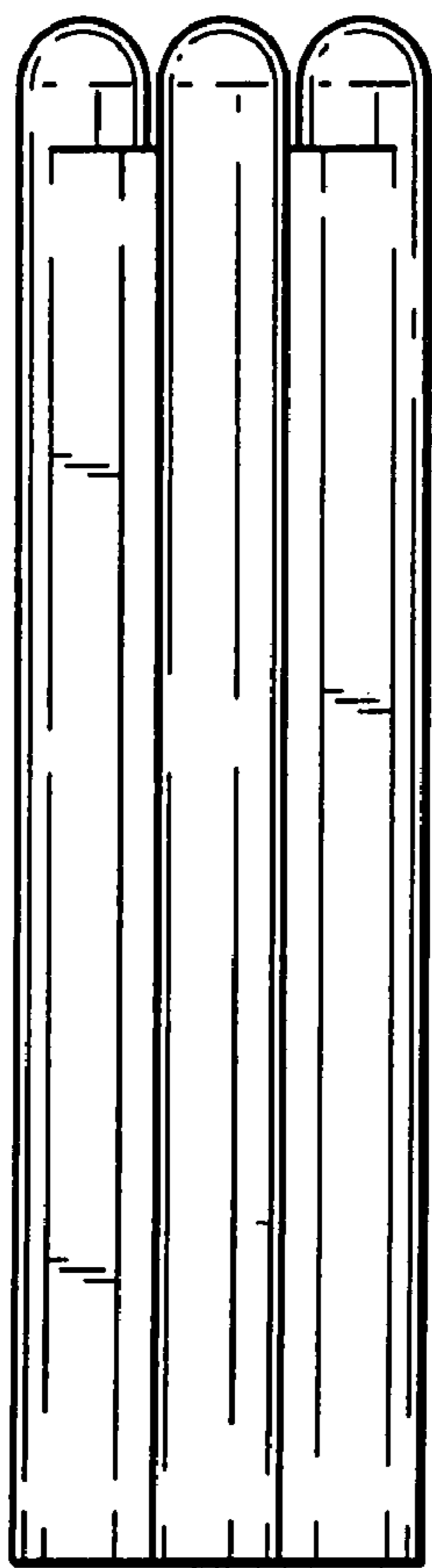


FIG. 2




FIG. 3

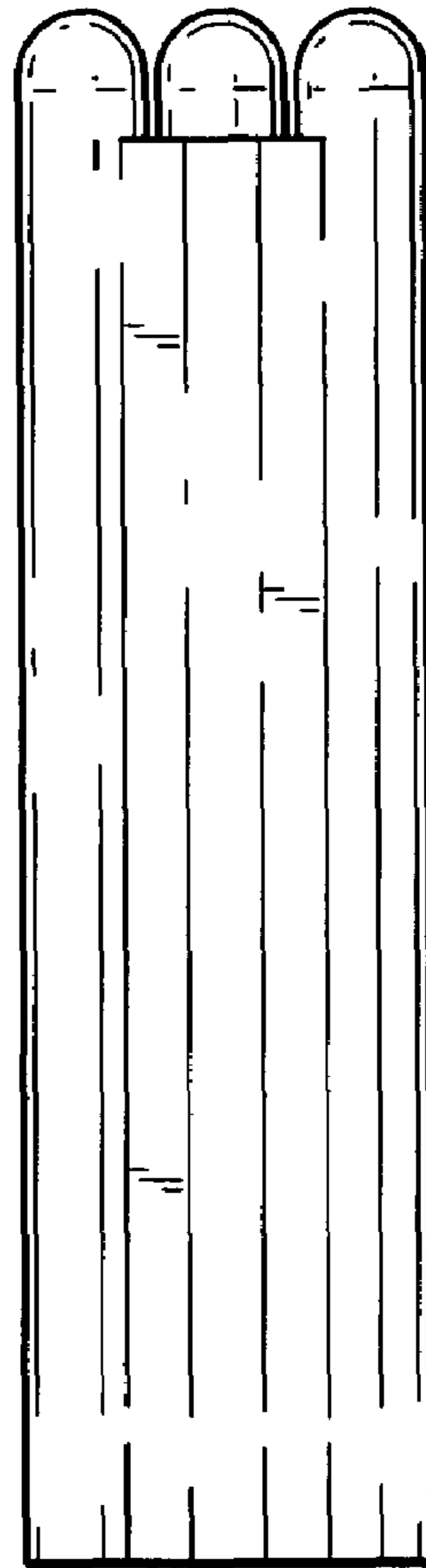


FIG. 4

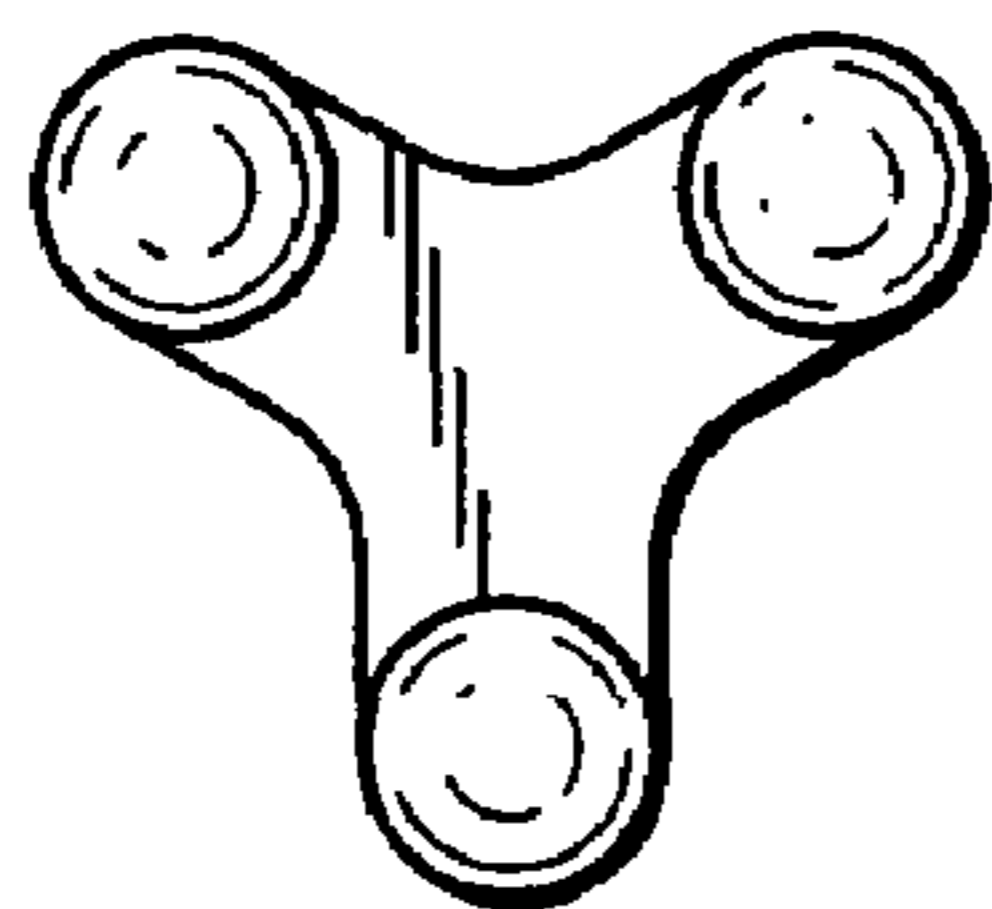


FIG. 5

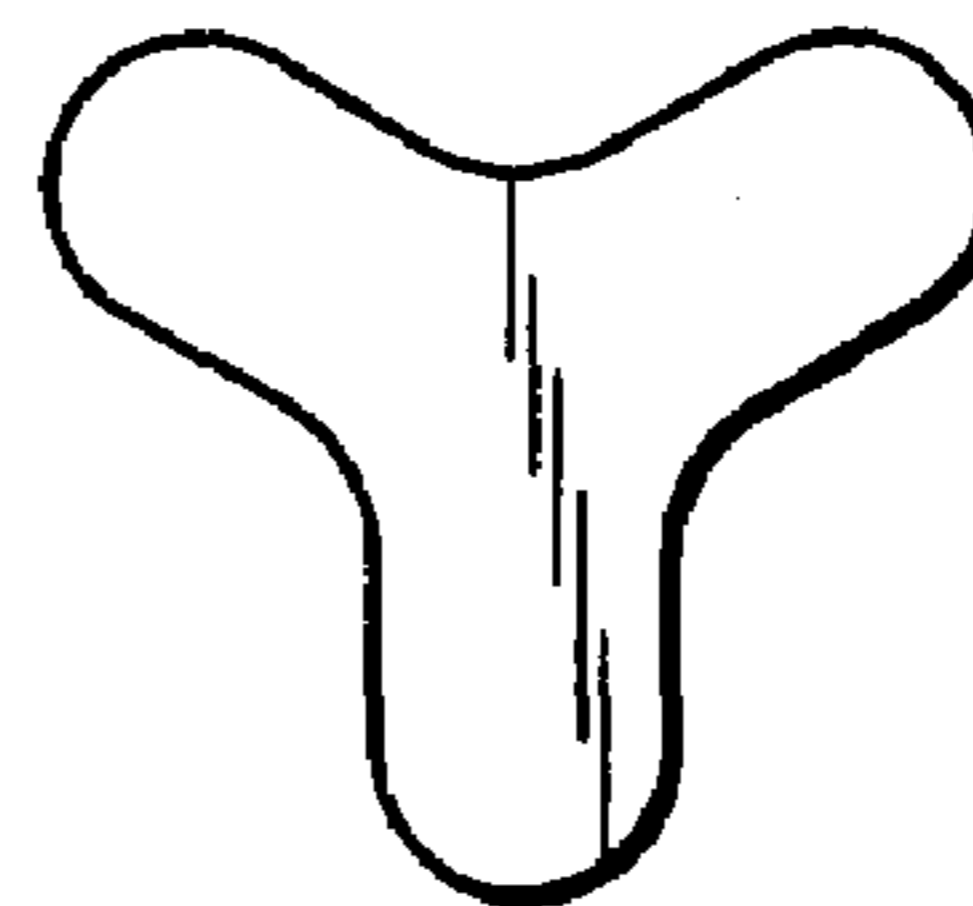


FIG. 6