

US00D561788S

(12) **United States Design Patent**
Fouquet

(10) **Patent No.:** **US D561,788 S**

(45) **Date of Patent:** **** Feb. 12, 2008**

(54) **COMPACTOR**

(75) Inventor: **Nicolas Fouquet**, Chassieu (FR)

(73) Assignee: **Santos**, Vaulx-en-Velin (FR)

(**) Term: **14 Years**

(21) Appl. No.: **29/274,485**

(22) Filed: **Apr. 27, 2007**

(30) **Foreign Application Priority Data**

Oct. 27, 2006 (EM) 000612072-0001

(51) **LOC (8) Cl.** **15-09**

(52) **U.S. Cl.** **D15/123**

(58) **Field of Classification Search** D6/436,
D6/446; D15/79, 81, 82, 123; D23/356,
D23/359; 100/299 A, 343, 349, 902
See application file for complete search history.

(56) **References Cited**

U.S. PATENT DOCUMENTS

3,717,090 A * 2/1973 Miller et al. 100/343
D233,210 S * 10/1974 Bassin D15/123
D237,738 S * 11/1975 Necas D15/123
3,994,216 A * 11/1976 Difley et al. 100/343

4,047,775 A * 9/1977 Wolbrink 100/229 A
4,781,111 A * 11/1988 Chesnut 100/229 A
5,024,151 A * 6/1991 Girardin et al. 100/349
D327,793 S * 7/1992 McGrory D6/436
D501,856 S * 2/2005 Okamoto et al. D15/81
D537,651 S * 3/2007 Seo et al. D6/446

* cited by examiner

Primary Examiner—Antoine D. Davis

Assistant Examiner—Patricia Palasik

(74) *Attorney, Agent, or Firm*—Sughrue Mion, PLLC

(57) **CLAIM**

The ornamental design for a compactor, as shown.

DESCRIPTION

FIG. 1 is a perspective view of the top, front and right side of a compactor showing my new design;

FIG. 2 is a rear elevational view thereof;

FIG. 3 is a front elevational view thereof;

FIG. 4 is a top plan view thereof;

FIG. 5 is a bottom plan view thereof;

FIG. 6 is a left side elevational view thereof; and,

FIG. 7 is a right side elevational view thereof.

1 Claim, 7 Drawing Sheets

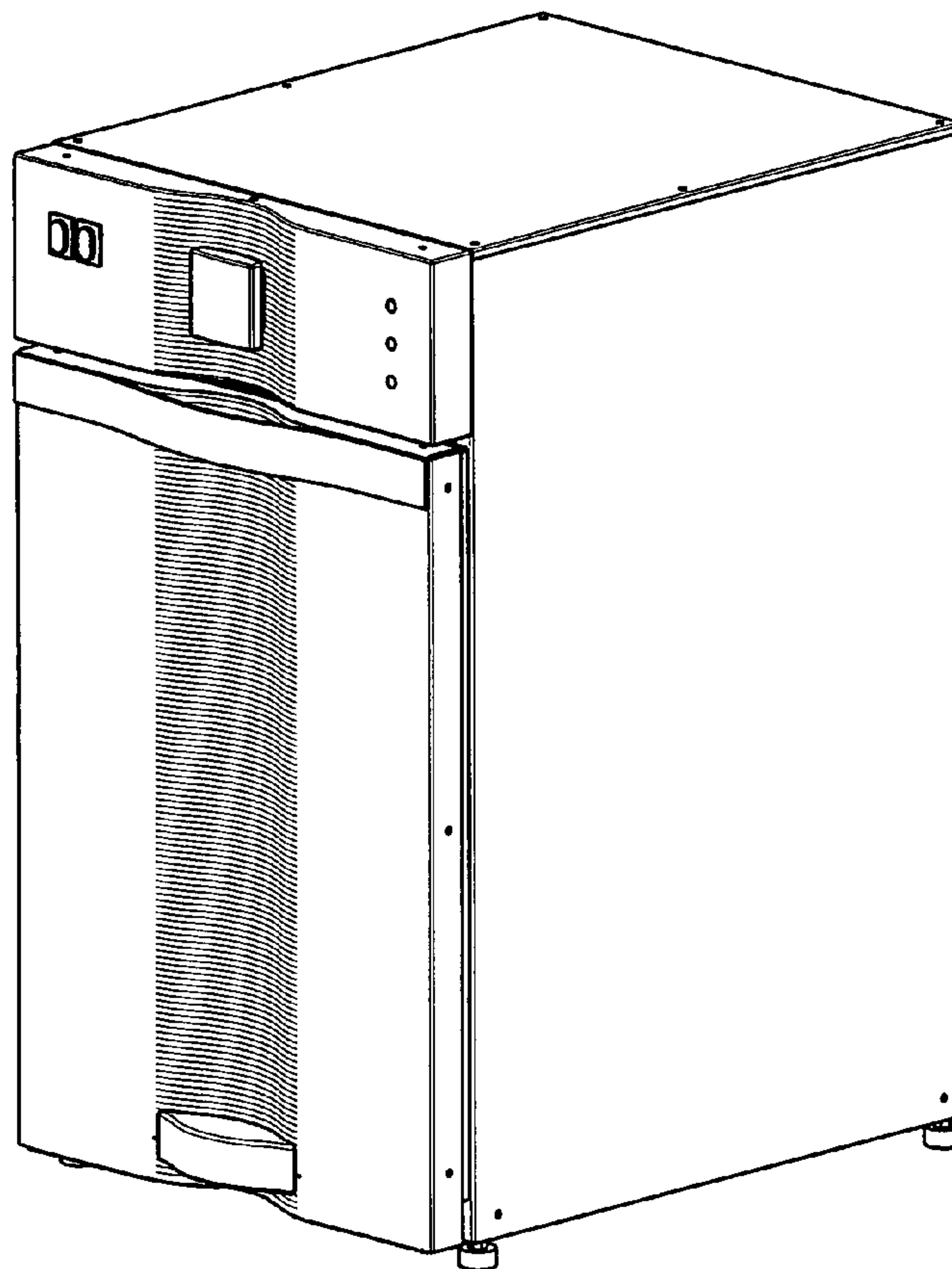


FIG. 1

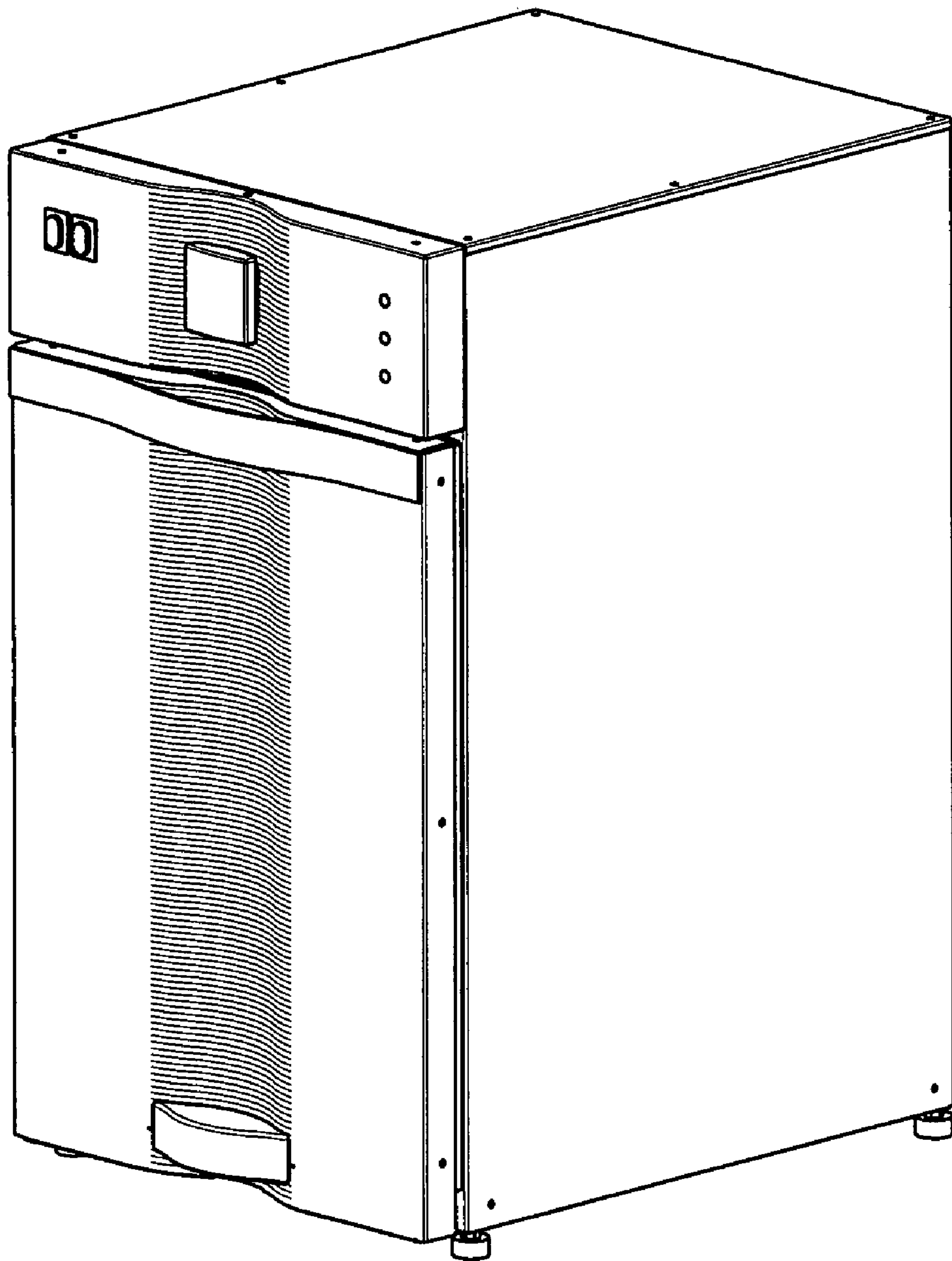


FIG. 2

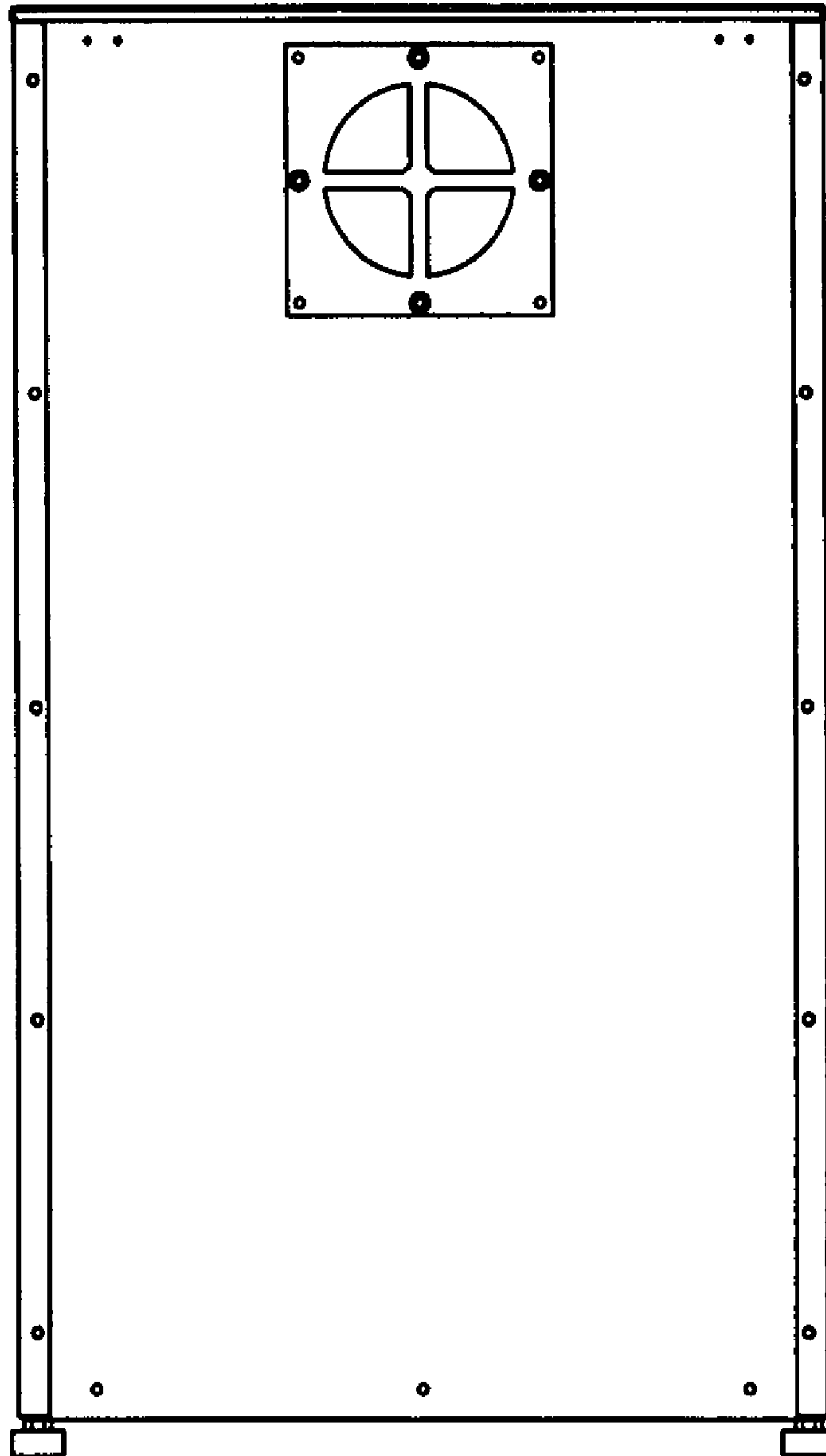


FIG. 3




FIG. 4




FIG. 5

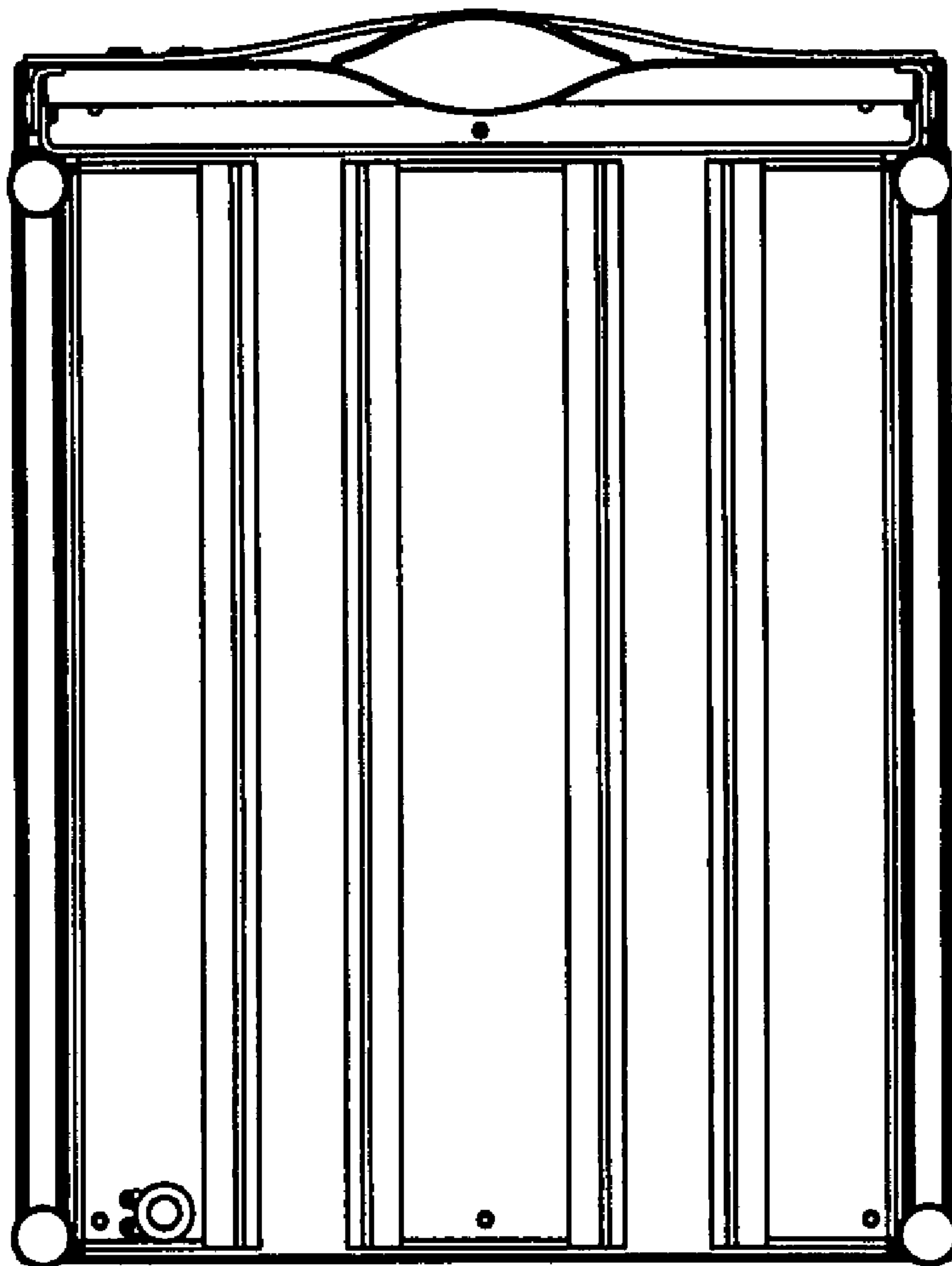


FIG. 6

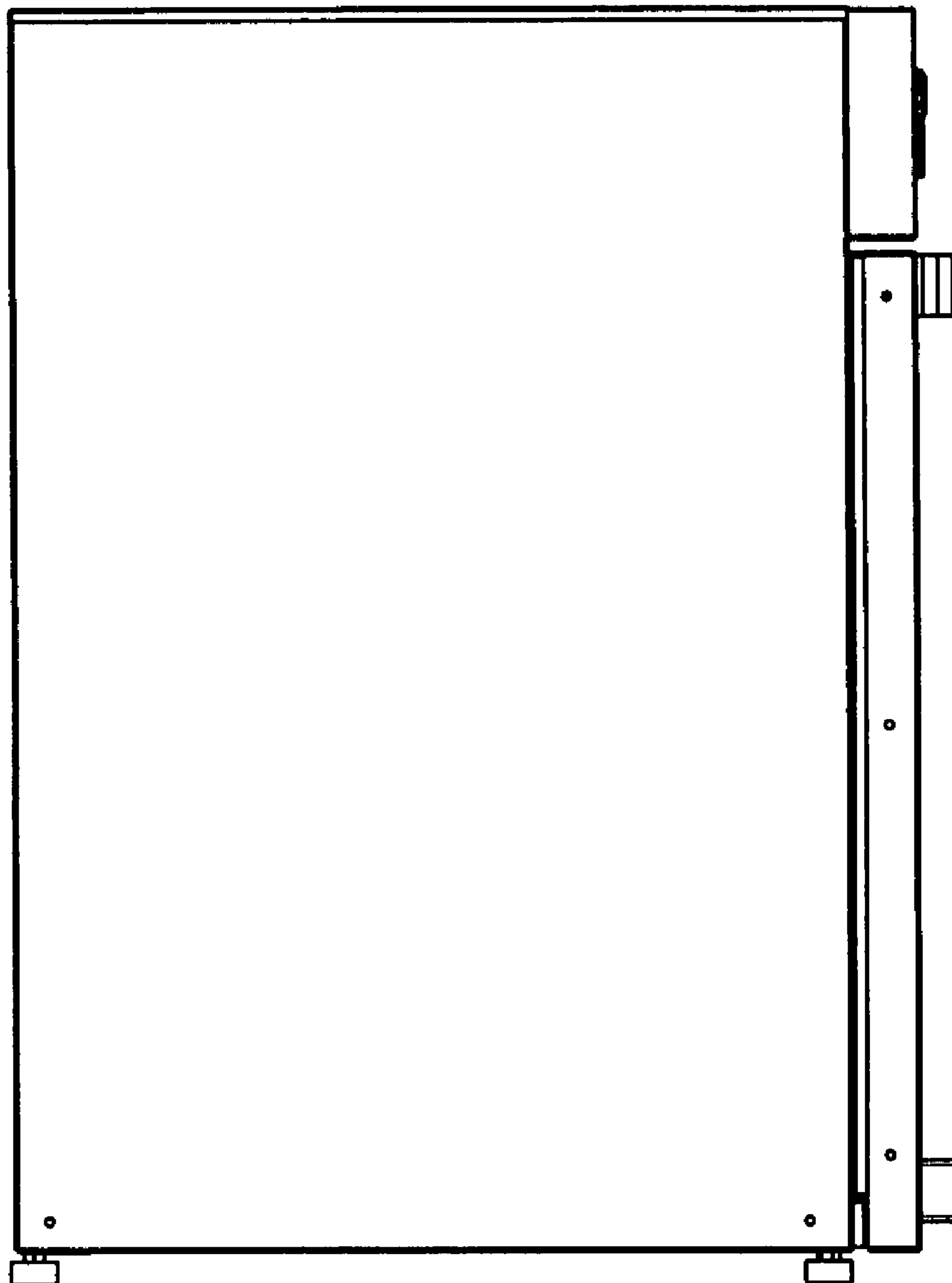


FIG. 7

