

US00D561787S

(12) **United States Design Patent**
Choi

(10) **Patent No.:** **US D561,787 S**

(45) **Date of Patent:** **** Feb. 12, 2008**

(54) **HANDLE**

(75) Inventor: **Yong Keun Choi**, Chunan-Si (KR)

(73) Assignee: **Samsung Electronics Co., Ltd.**, Suwon (KR)

(**) Term: **14 Years**

(21) Appl. No.: **29/263,661**

(22) Filed: **Jul. 27, 2006**

(51) **LOC (8) Cl.** **15-07**

(52) **U.S. Cl.** **D15/89**

(58) **Field of Classification Search** D15/79,
D15/81, 85-87, 89, 91; D8/300-301, 315,
D8/316, 319, 320, 321, 336, 338; D6/514,
D6/548, 549; D7/402; 16/408, 412, 436;
211/16, 105.1, 123; 62/3.1, 3.6, 3.62-3.64,
62/45.1, 440, 467, 529, 531; 312/236, 352,
312/400-408; D10/80

See application file for complete search history.

(56) **References Cited**

U.S. PATENT DOCUMENTS

D370,166 S *	5/1996	Decursu et al.	D8/319
D388,685 S *	1/1998	Schlereth	D8/319
D416,212 S *	11/1999	Green et al.	D10/80
D438,776 S *	3/2001	Boscherini	D8/316
D470,742 S *	2/2003	Fields	D8/316
D505,611 S *	5/2005	Daniel et al.	D8/315
D508,925 S *	8/2005	Seok et al.	D15/86

D541,132 S *	4/2007	Huxhold et al.	D8/316
D543,062 S *	5/2007	Snell et al.	D6/514
2003/0056334 A1 *	3/2003	Finkelstein	16/436

* cited by examiner

Primary Examiner—Stella M. Reid

Assistant Examiner—Shanda C. Hill

(74) *Attorney, Agent, or Firm*—Ladas and Parry LLP

(57) **CLAIM**

I claim the ornamental design for handle, as shown and described.

DESCRIPTION

FIG. 1 is a front/left-side/top perspective view of a handle showing my new design;

FIG. 2 is a front elevational view thereof;

FIG. 3 is a rear elevational view thereof;

FIG. 4 is a left-side elevational view thereof;

FIG. 5 is a right-side elevational view thereof;

FIG. 6 is a top plan view thereof;

FIG. 7 is a bottom plan view thereof; and,

FIG. 8 is a reduced front, left-side, top perspective view thereof, shown in condition of use.

The broken lines shown in the drawing disclosure are for illustrative purposes only and form no part of the claimed design.

1 Claim, 7 Drawing Sheets




FIG. 1




FIG. 2




FIG. 3




FIG. 4




FIG. 5




FIG. 6

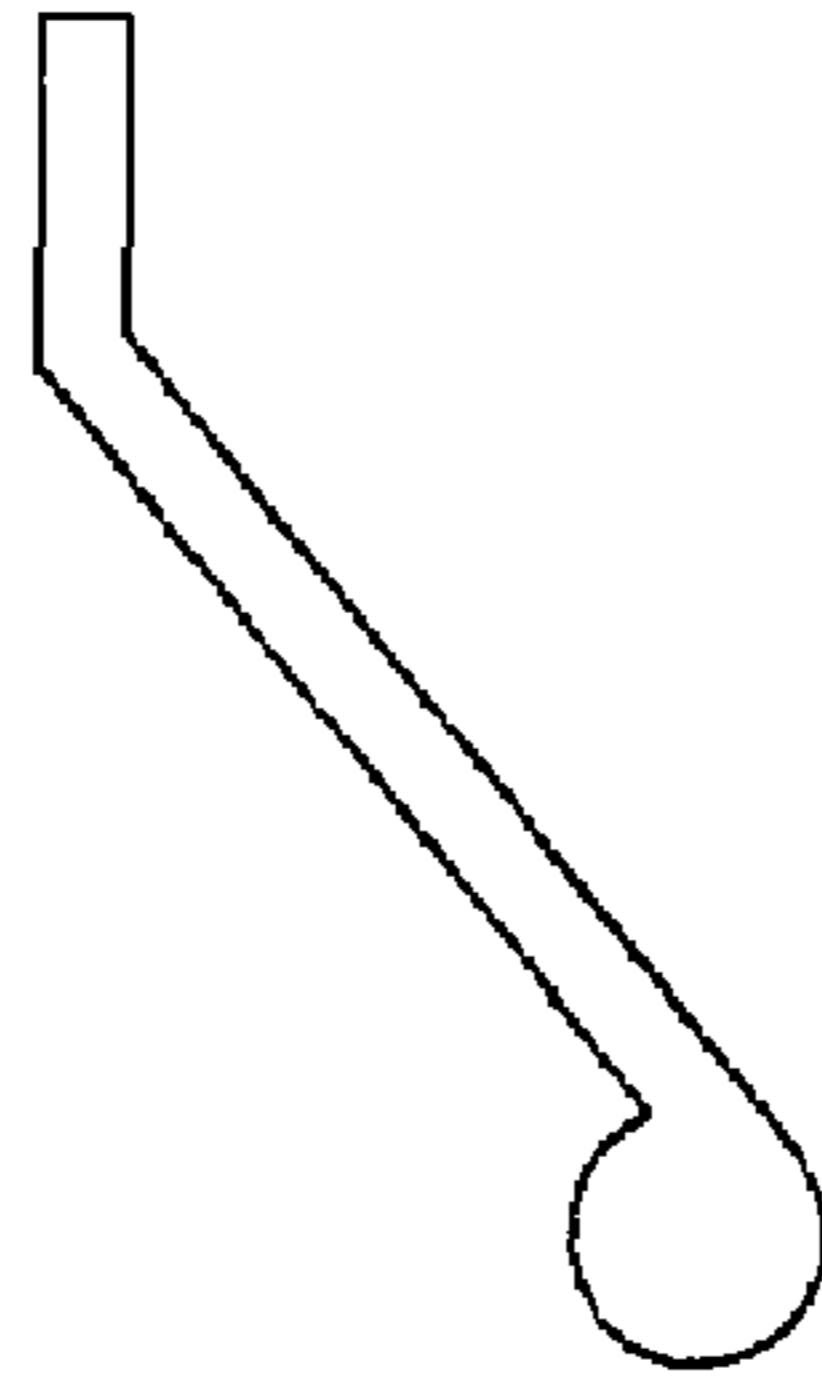


FIG. 7

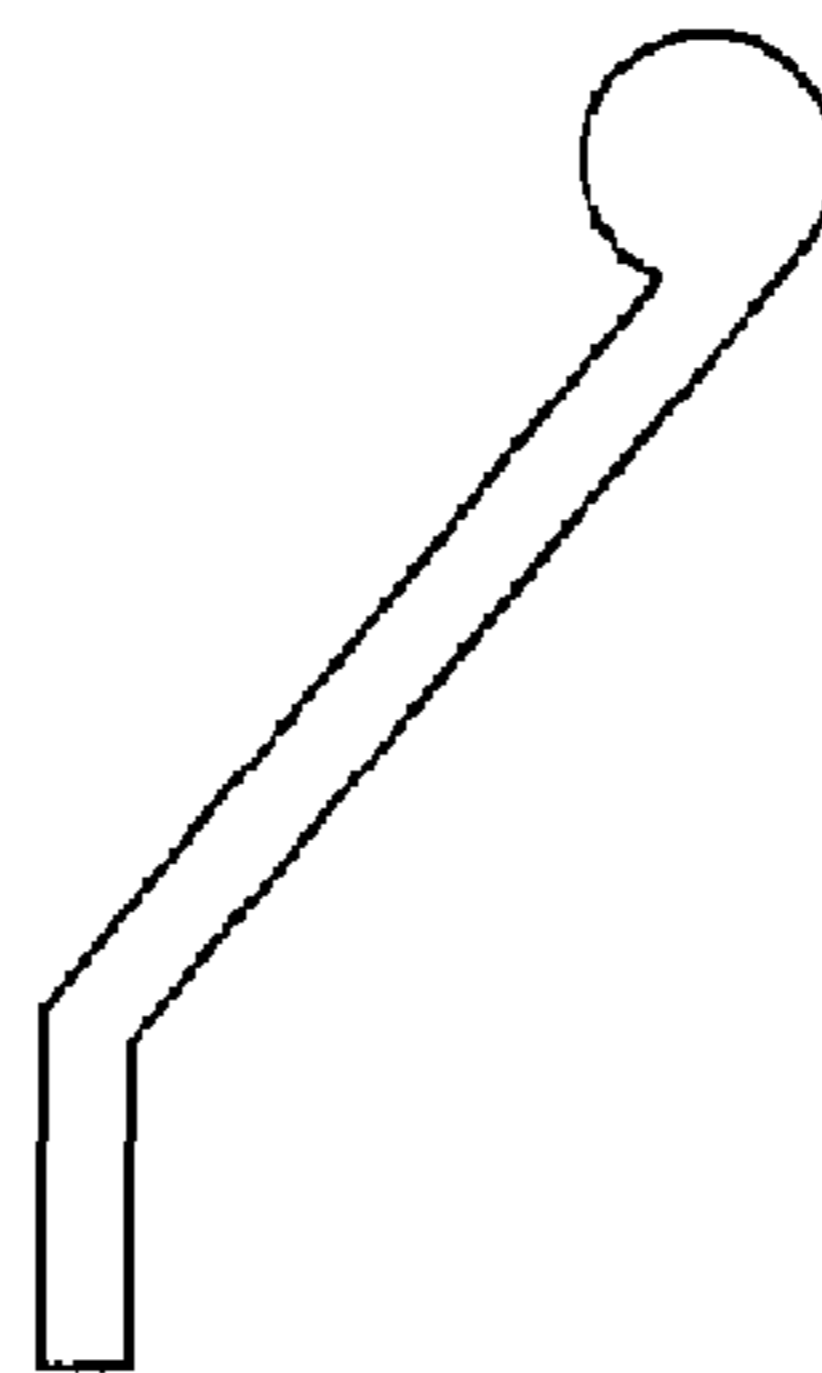


FIG. 8

