

US00D561783S

(12) **United States Design Patent**  
**Schmelling**

(10) **Patent No.:** **US D561,783 S**

(45) **Date of Patent:** **\*\* Feb. 12, 2008**

(54) **MP3 PLAYER**

(75) Inventor: **Steffen Schmelling**, Copenhagen (DK)

(73) Assignee: **Bang & Olufsen A/S**, Struer (DK)

(\*\*) Term: **14 Years**

(21) Appl. No.: **29/286,046**

(22) Filed: **Apr. 20, 2007**

(30) **Foreign Application Priority Data**

Nov. 24, 2006 (DK) ..... DA 2006 00312

(51) **LOC (8) Cl.** ..... **14-03**

(52) **U.S. Cl.** ..... **D14/496**

(58) **Field of Classification Search** ..... D14/496,  
D14/401, 435, 474, 483, 217, 137, 138, 160,  
D14/168; 345/156, 169, 173-179, 905; 715/727-729,  
715/864; 455/11.1, 7, 73, 344-347, 93, 95;  
370/342-344; 369/1, 2, 6, 12; 463/43-47;  
273/148 B

See application file for complete search history.

(56) **References Cited**

**U.S. PATENT DOCUMENTS**

6,122,526 A \* 9/2000 Parulski et al. .... 455/556.1  
6,769,603 B2 \* 8/2004 Nagai et al. .... 235/375  
D507,277 S \* 7/2005 Sitoh ..... D14/496  
D509,833 S \* 9/2005 Yang ..... D14/496  
D516,576 S \* 3/2006 Ive et al. .... D14/496

D517,088 S \* 3/2006 Chong et al. .... D14/496  
D532,425 S \* 11/2006 Kim ..... D14/496  
D533,876 S \* 12/2006 Kim ..... D14/496  
7,203,529 B2 \* 4/2007 Kim et al. .... 455/575.1  
D541,812 S \* 5/2007 Wang ..... D14/496  
D547,331 S \* 7/2007 Jung et al. .... D14/496  
7,258,449 B2 \* 8/2007 Chong et al. .... 353/85

\* cited by examiner

*Primary Examiner*—Prabhakar Deshmukh

(74) *Attorney, Agent, or Firm*—Buchanan Ingersoll & Rooney PC

(57) **CLAIM**

The ornamental design for an MP3 player, as shown and described.

**DESCRIPTION**

FIG. 1 is a front, side perspective view of an MP3 player showing my new design;

FIG. 2 is a rear, side perspective view thereof;

FIG. 3 is a front elevational view thereof;

FIG. 4 is a rear elevational view thereof;

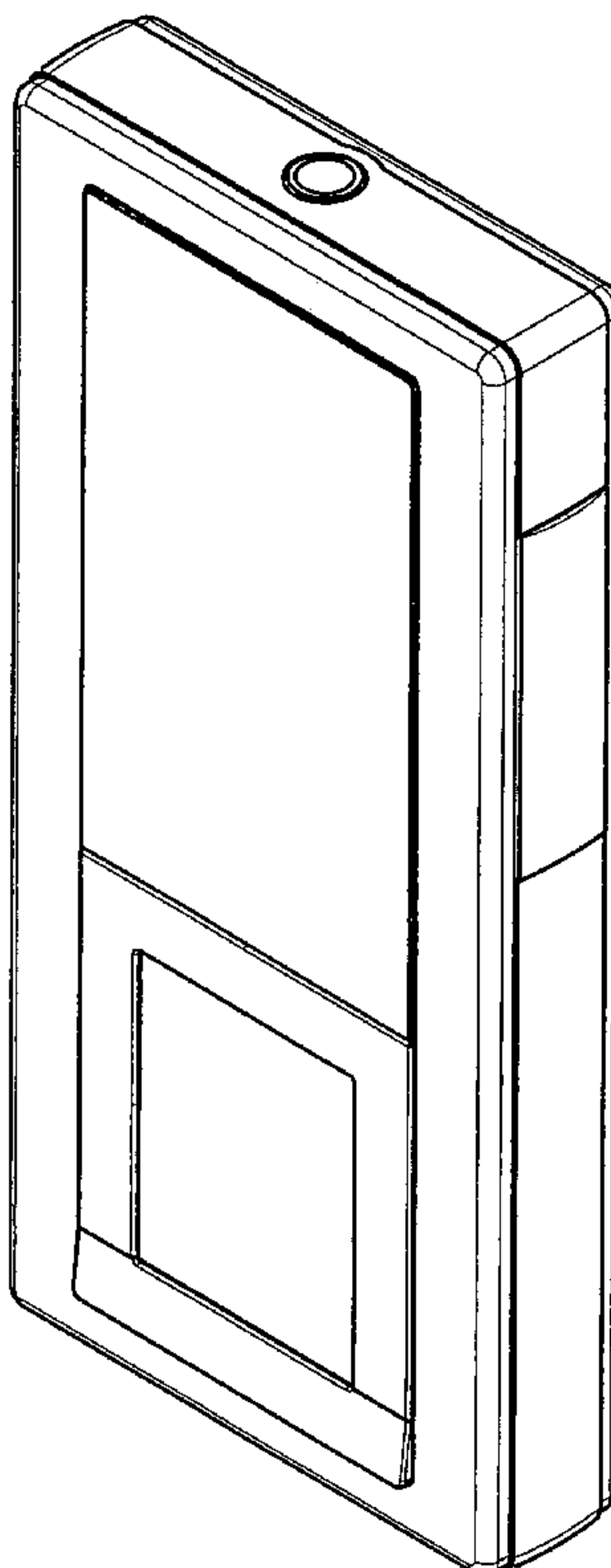
FIG. 5 is a right side elevational view thereof;

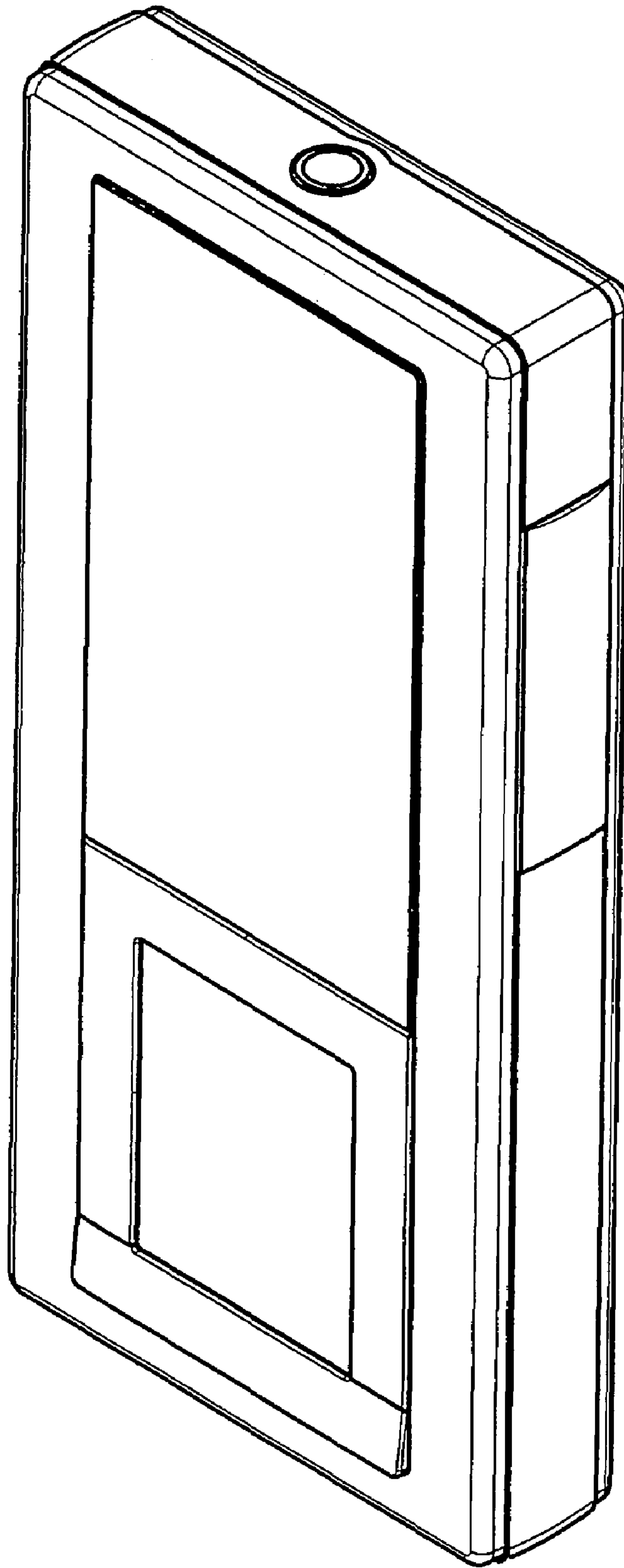
FIG. 6 is a left side elevational view thereof;

FIG. 7 is a top plan view thereof; and,


FIG. 8 is a bottom plan view thereof.

**1 Claim, 8 Drawing Sheets**

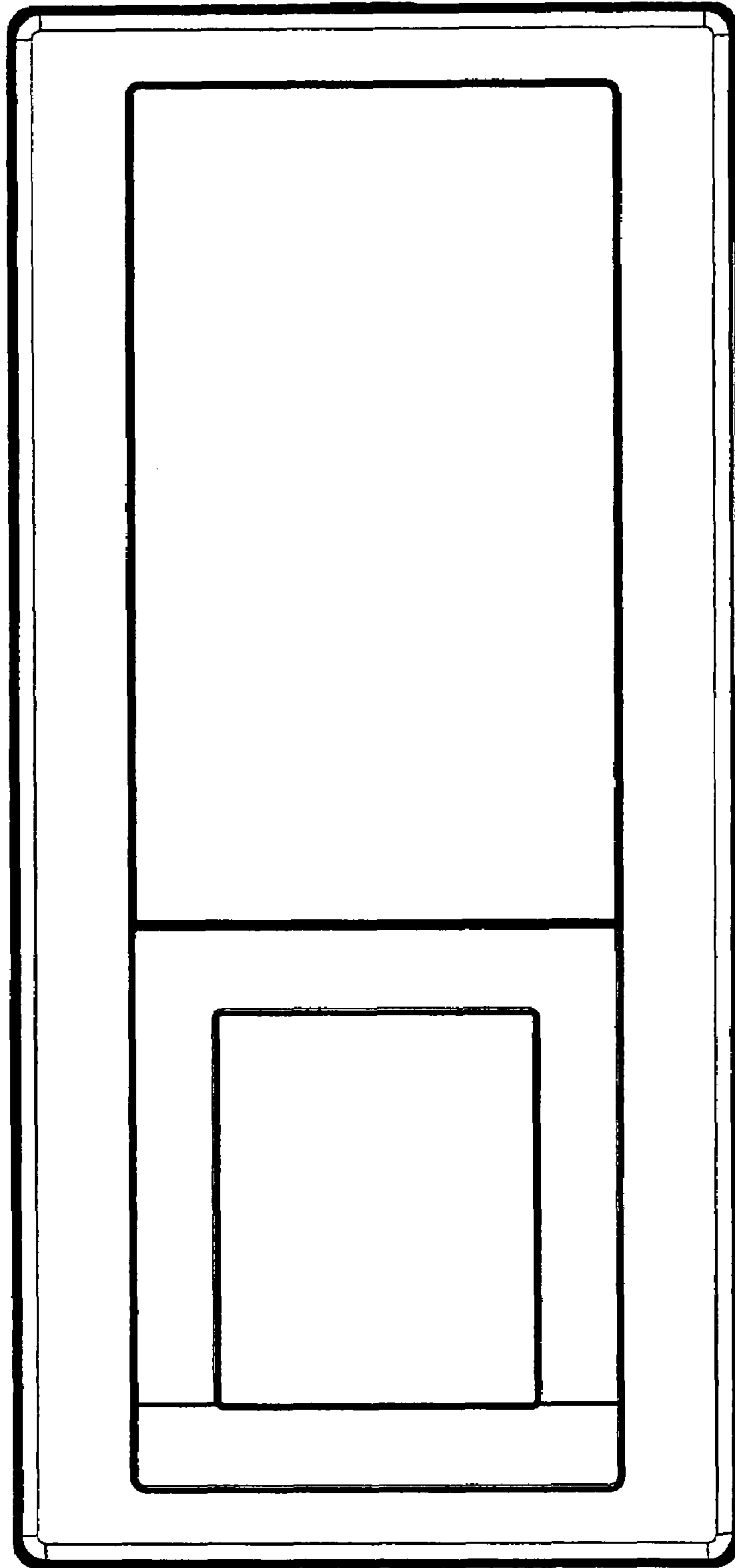





**Fig. 1**




**Fig. 2**




**Fig. 3**




**Fig. 4**



**Fig. 5**

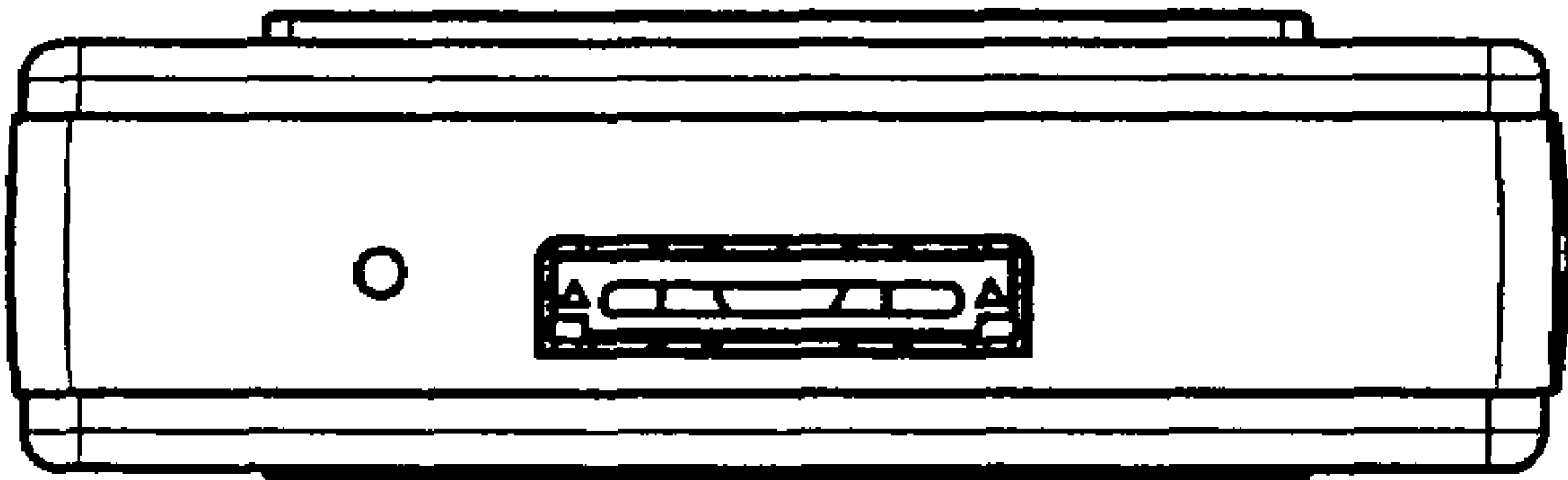


**Fig. 6**



**Fig. 7**





**Fig. 8**