

US00D561770S

(12) **United States Design Patent**
Liu et al.

(10) **Patent No.:** **US D561,770 S**
(45) **Date of Patent:** **** Feb. 12, 2008**

(54) **FRONT BEZEL FOR COMPUTER ENCLOSURE**
(75) Inventors: **Ran-Rong Liu**, Shenzhen (CN);
Chun-Chi Liang, Tu-Cheng (TW);
Jiing-Renn Yu, Tu-cheng (TW); **Yu Wang**, Shenzhen (CN)

(73) Assignee: **Hon Hai Precision Industry Co., Ltd.**,
Tu-Cheng, Taipei Hsien (TW)

(**) Term: **14 Years**

(21) Appl. No.: **29/264,854**

(22) Filed: **Aug. 18, 2006**

(30) **Foreign Application Priority Data**
Jun. 21, 2006 (CN) 2006 3 0016940

(51) **LOC (8) Cl.** **14-02**

(52) **U.S. Cl.** **D14/444**

(58) **Field of Classification Search** D14/441-446,
D14/308; D13/162, 184, 199; 312/223.2,
312/326; 361/680-686, 690-696, 727; 369/14,
369/34.01, 36.01

See application file for complete search history.

(56) **References Cited**

U.S. PATENT DOCUMENTS

D432,135 S * 10/2000 Jean et al. D14/444
D438,517 S * 3/2001 Chen et al. D14/444
6,478,392 B2 * 11/2002 Gan et al. 312/326

D467,928 S * 12/2002 Chen et al. D14/444
D468,745 S * 1/2003 Chien et al. D14/444
D474,474 S * 5/2003 Chien et al. D14/444
6,603,655 B2 * 8/2003 Hrehor et al. 361/683
6,798,664 B2 * 9/2004 Lin et al. 361/727

FOREIGN PATENT DOCUMENTS

JP D1239426 5/2005

* cited by examiner

Primary Examiner—Freda S Nunn

(74) *Attorney, Agent, or Firm*—Wei Te Chung

(57) **CLAIM**

The ornamental design for a front bezel for computer enclosure, as shown and described.

DESCRIPTION

FIG. 1 is a perspective view of a front bezel for a computer enclosure showing our new design;

FIG. 2 is a front elevational view thereof;

FIG. 3 is a left side elevational view thereof;

FIG. 4 is a right side elevational view thereof;

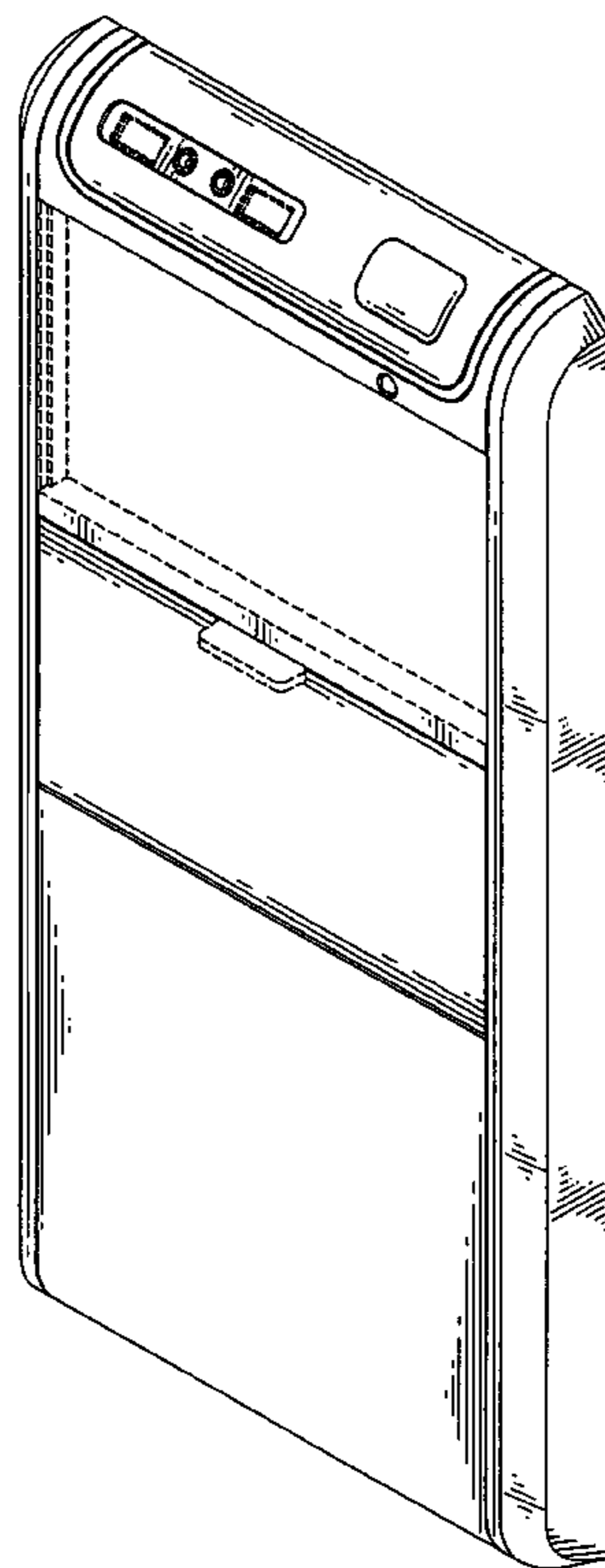
FIG. 5 is a top plan view thereof;

FIG. 6 is a bottom plan view thereof; and,

FIG. 7 is a perspective view thereof being mounted to a computer enclosure.

The broken lines are for illustrative purposes only and form no part of the claimed design.

1 Claim, 5 Drawing Sheets



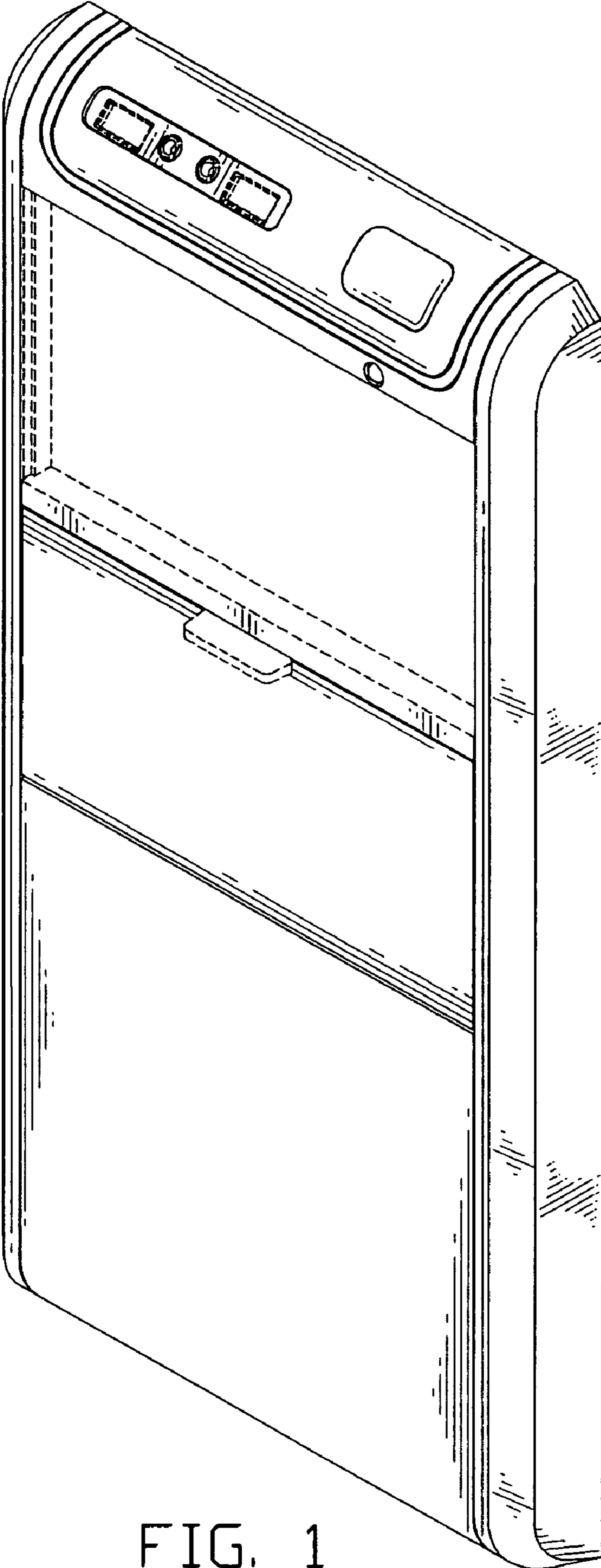


FIG. 1

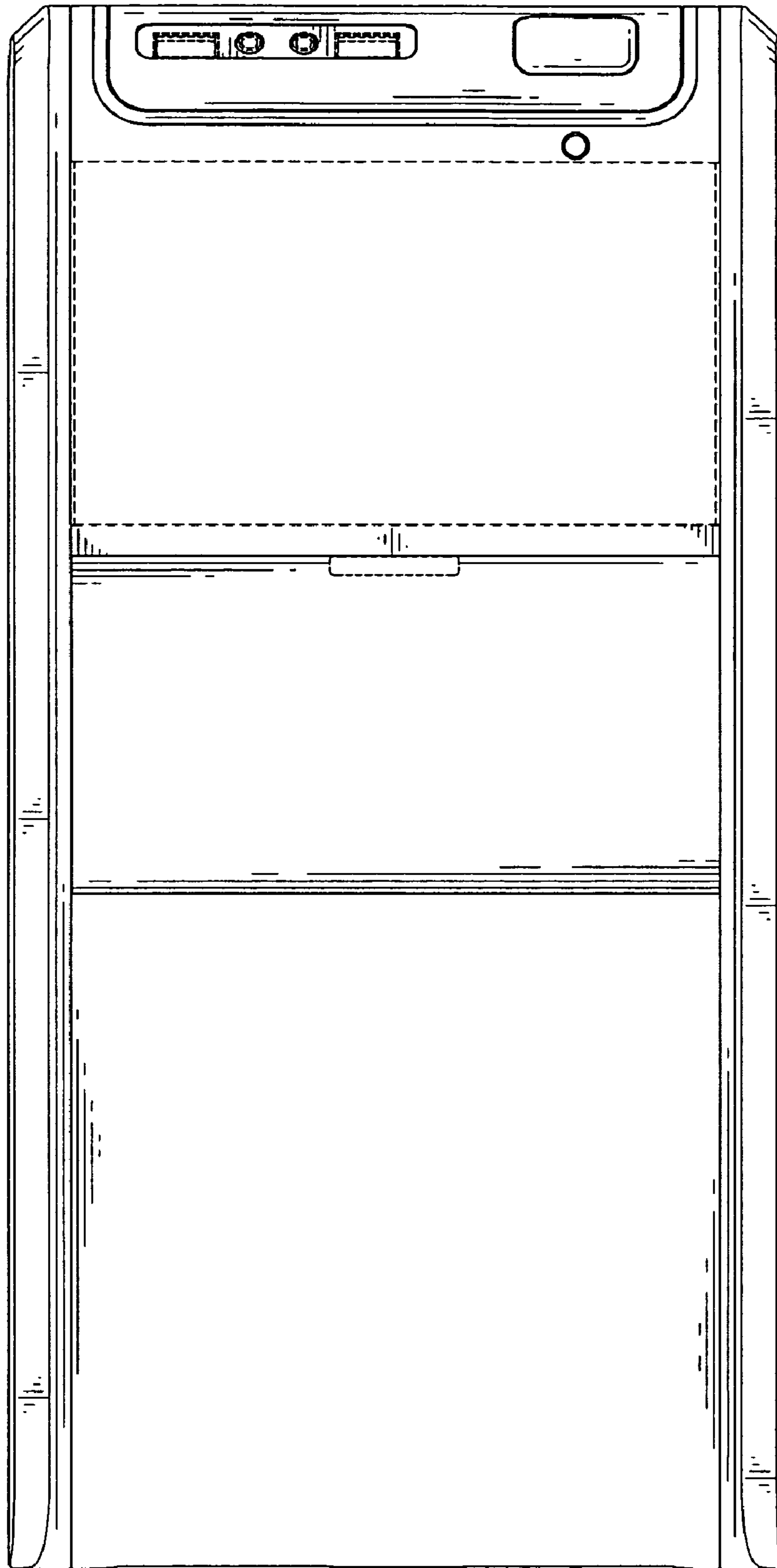


FIG. 2

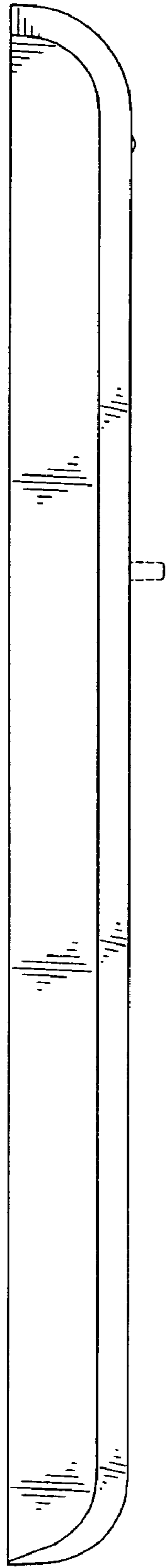


FIG. 3

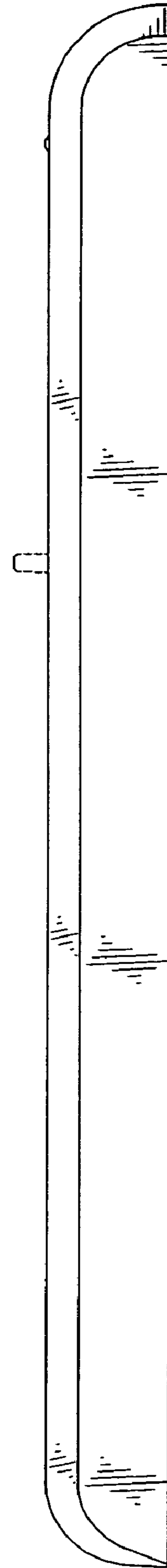


FIG. 4

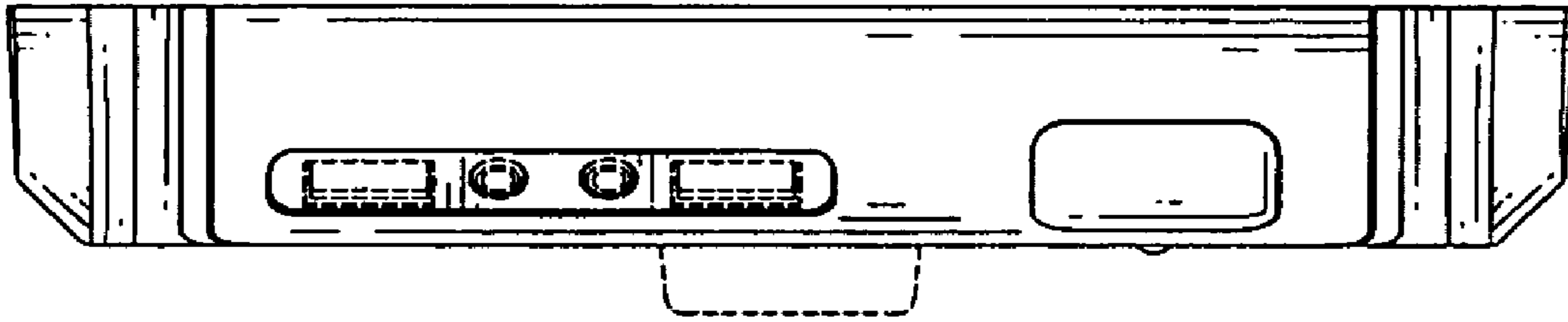


FIG. 5

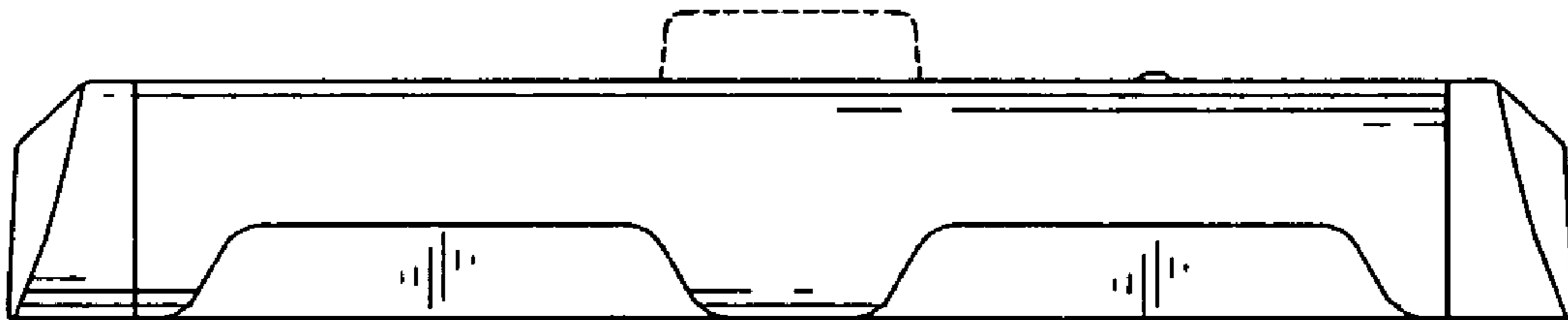


FIG. 6

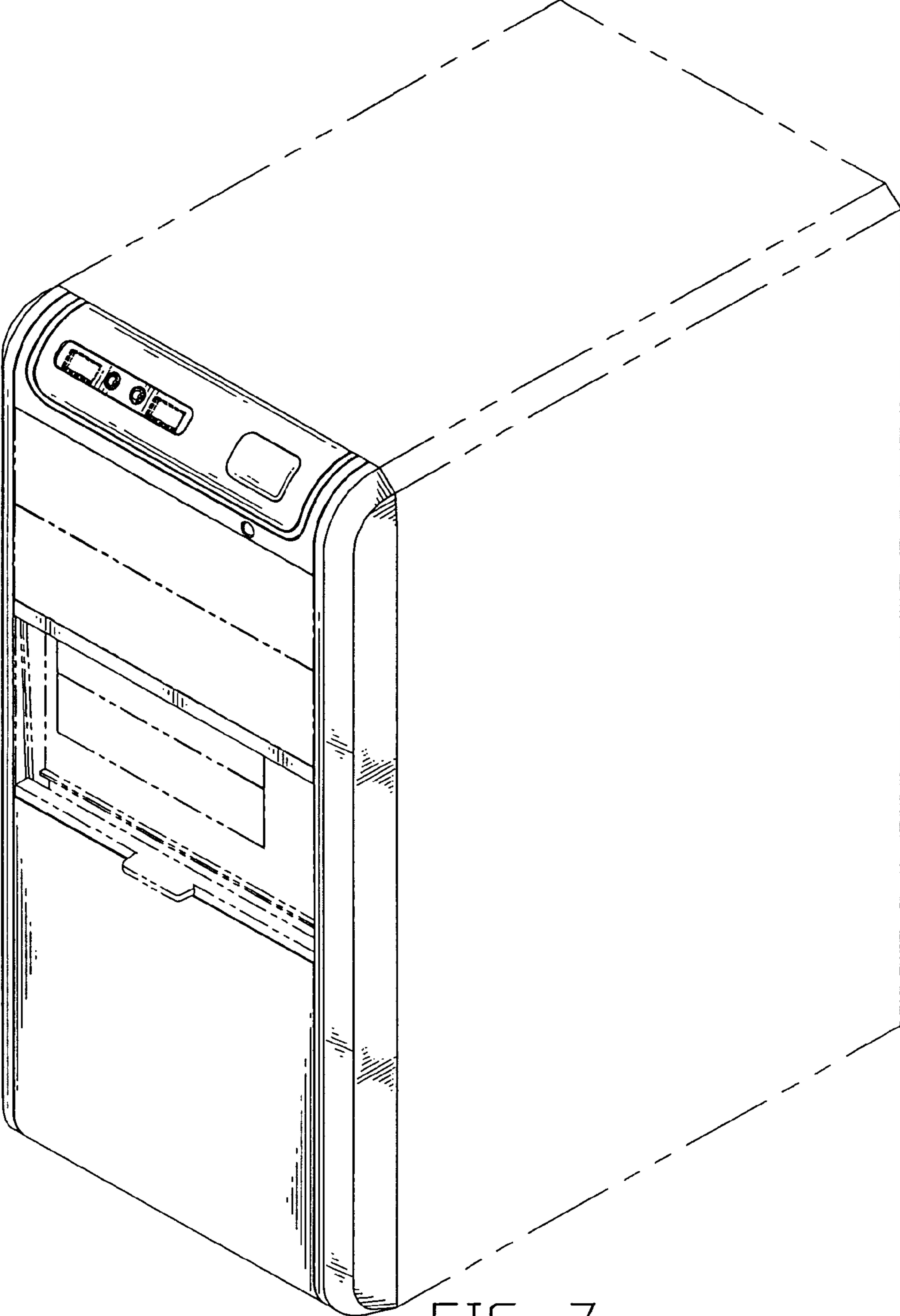


FIG. 7