



US00D561760S

(12) **United States Design Patent** (10) **Patent No.:** **US D561,760 S**  
**Danko et al.** (45) **Date of Patent:** **\*\* Feb. 12, 2008**

(54) **DATA ENTRY UNIT**

(75) Inventors: **Peter Danko**, Fair Lawn, NJ (US);  
**Robert D. Perez**, Montville, NJ (US);  
**Adam Schoenfeld**, Mendham, NJ (US);  
**Michael O. Grossman**, Somerset, NJ (US)

(73) Assignee: **EBS Group Limited**, London (GB)

(\*\*) Term: **14 Years**

(21) Appl. No.: **29/248,332**

(22) Filed: **Aug. 10, 2006**

(51) **LOC (8) Cl.** ..... **14-02**

(52) **U.S. Cl.** ..... **D14/396**

(58) **Field of Classification Search** ..... D14/391-399,  
D14/315, 316, 320, 318, 341-345, 455; D18/1,  
D18/2, 7, 11; 178/17 A, 17 C; 345/102,  
345/104, 156, 168, 172; 341/22, 23; 361/680-686;  
400/486, 489

See application file for complete search history.

(56) **References Cited**

**U.S. PATENT DOCUMENTS**

D315,896 S *	4/1991	Brown	.....	D14/399
5,178,477 A *	1/1993	Gambaro	.....	400/489
5,642,108 A *	6/1997	Gopher et al.	.....	341/22
D453,334 S *	2/2002	Hobday	.....	D14/393
6,765,502 B2 *	7/2004	Boldy et al.	.....	341/22
D516,072 S *	2/2006	Lutnick et al.	.....	D14/396
D517,553 S *	3/2006	Schraudolph et al.	.....	D14/396
D525,622 S *	7/2006	Manthe, III	.....	D14/391

**OTHER PUBLICATIONS**

Broker Tec keyboard, circa 2000.  
EBS keyboard made by CA Designs (Leicester) Ltd./United Kingdom, circa 1997.  
EBS keyboard made by M.A.D.S. Inc., Goffstown, New Hampshire, U.S.A., circa 1993.

Front view of EBS keyboard made by M.A.D.S. Inc./Goffstown, New Hampshire, U.S.A., circa 1997.

Reverse view of EBS keyboard made by M.A.D.S. Inc./Goffstown, New Hampshire, U.S.A., circa 1997.

Underside view of EBS keyboard made by CA Designs (Leicester) Ltd./United Kingdom, circa 1998.

Front view of EBS keyboard made by CA Designs (Leicester) Ltd./United Kingdom, circa 1998.

Rueters keyboard (circa 1990's).

Quotron keyboard (circa 1990's).

Quotron keyboard (second view) (circa 1990's).

Quotron keyboard (third view) (circa 1990's).

\* cited by examiner

*Primary Examiner*—Freda S Nunn

(74) *Attorney, Agent, or Firm*—Dickstein Shapiro LLP

(57) **CLAIM**

The ornamental design for a data entry unit, as shown and described.

**DESCRIPTION**

FIG. 1 is a top view of a data entry unit showing our new design;

FIG. 2 is a right side view of the data entry unit shown in FIG. 1;

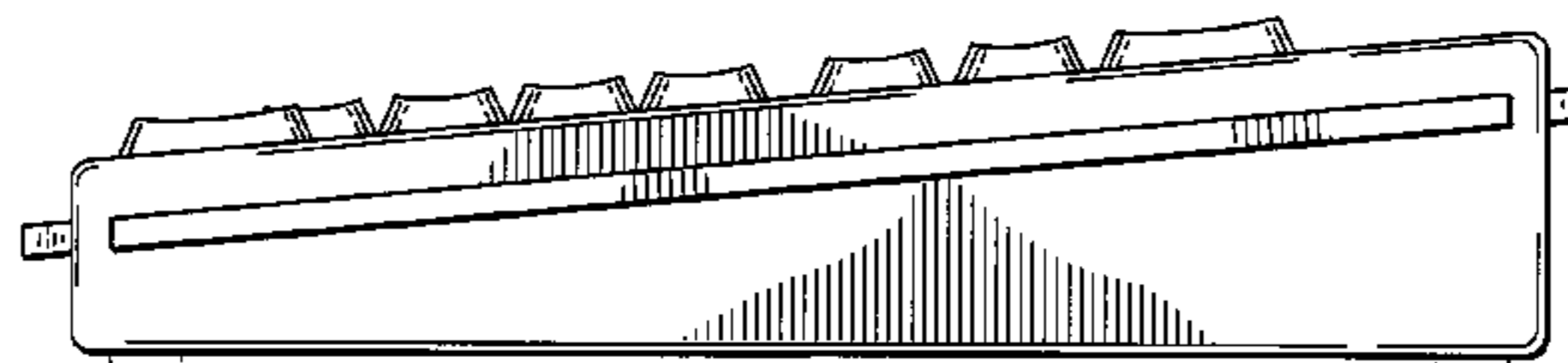
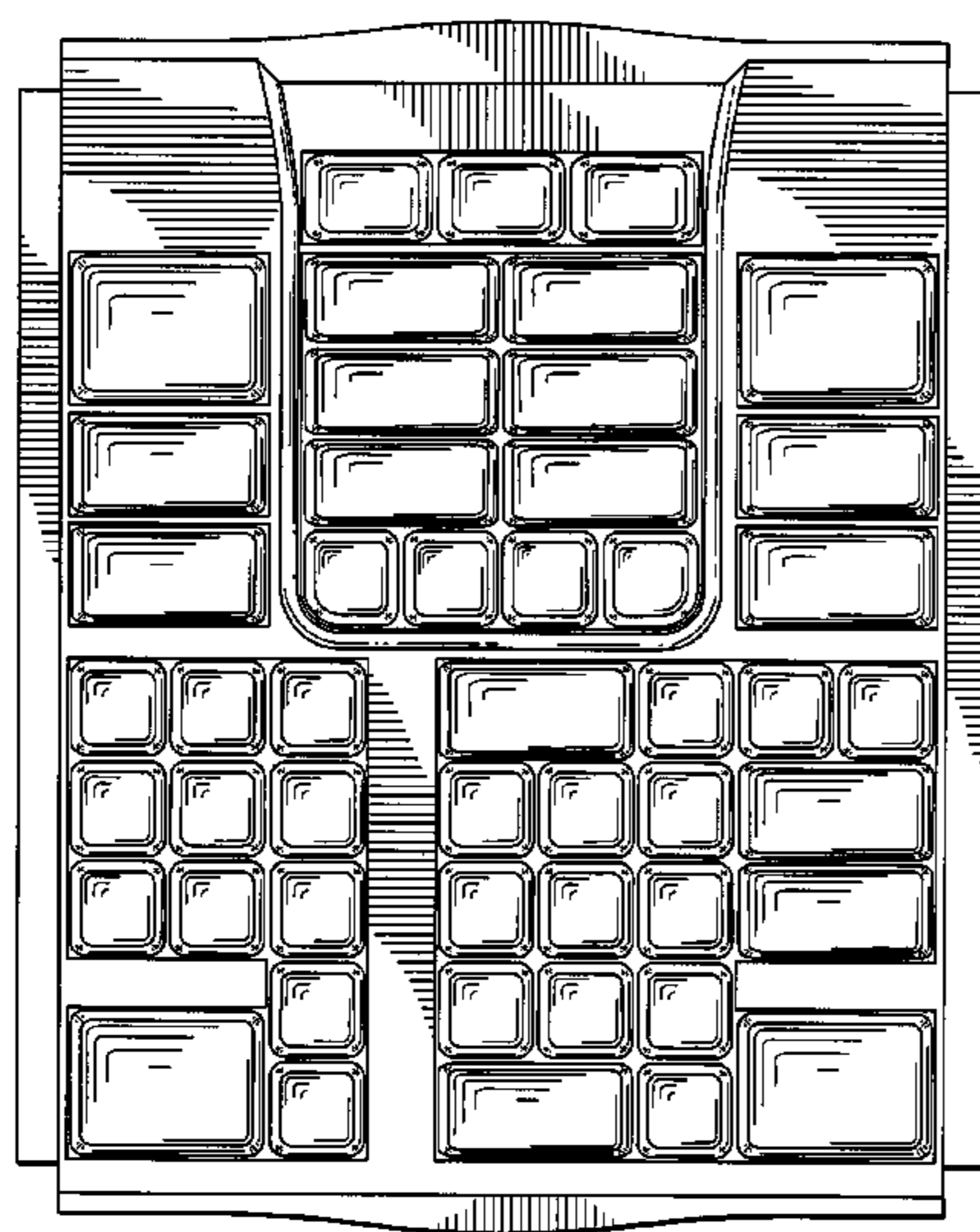
FIG. 3 is a left side view of the data entry unit shown in FIG. 1;

FIG. 4 is a rear elevational view of the data entry unit shown in FIG. 1; and,

FIG. 5 is a front elevational view of the data entry unit shown in FIG. 1.

The broken lines shown in FIGS. 2-5 of the drawings are for illustrative purposes only and form no part of the claimed design.

**1 Claim, 2 Drawing Sheets**



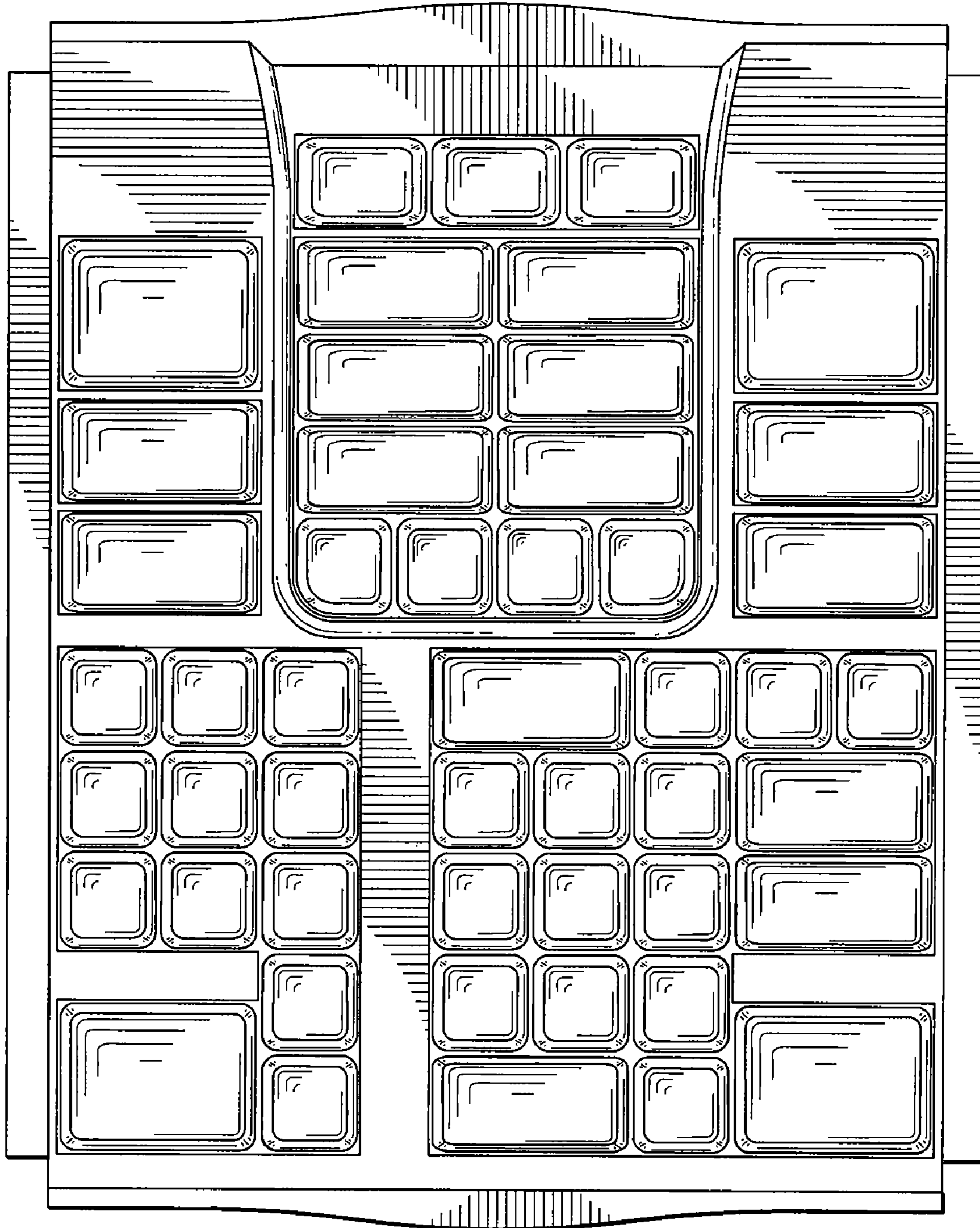


FIG. 1

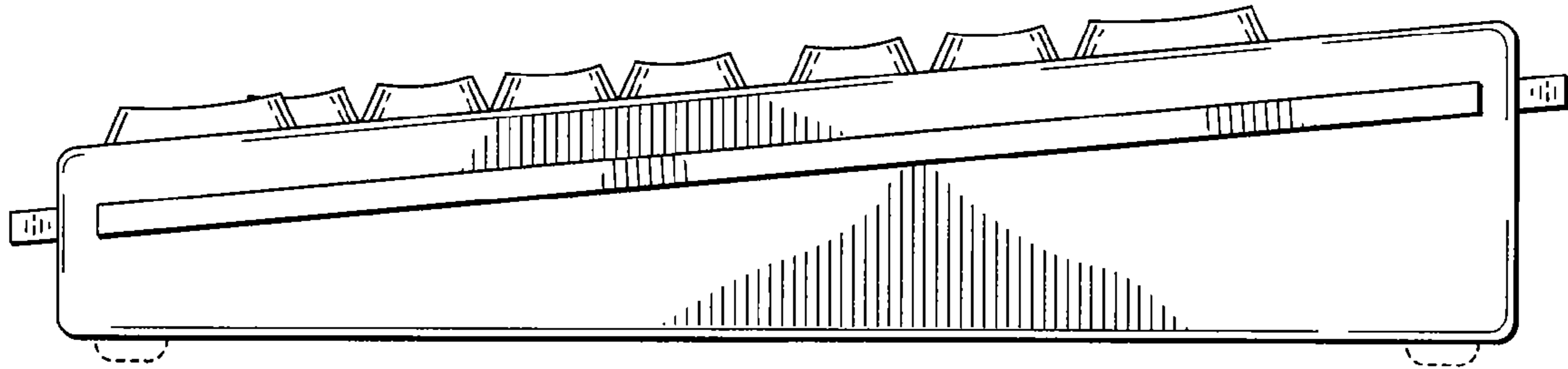


FIG. 2

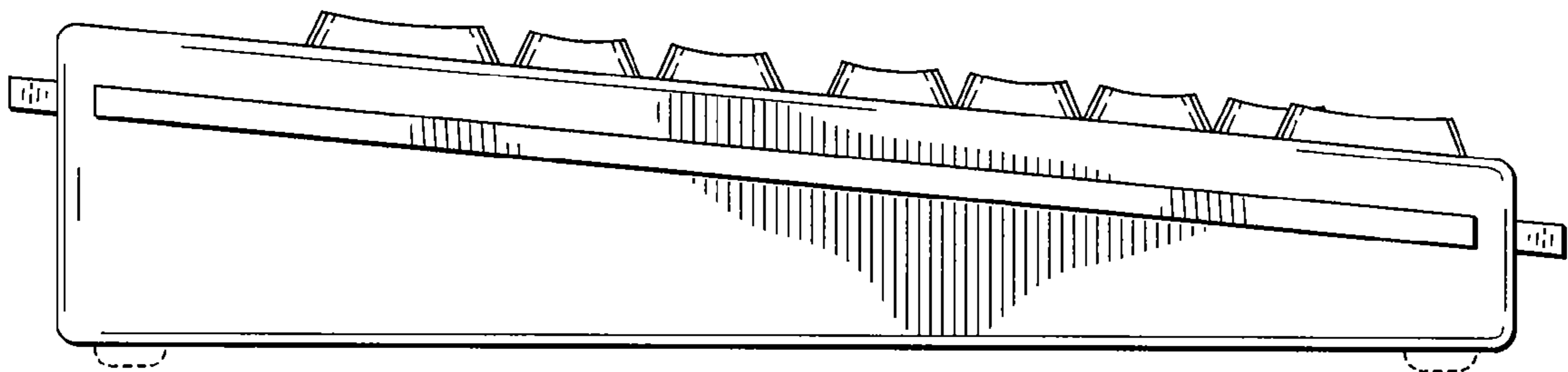


FIG. 3

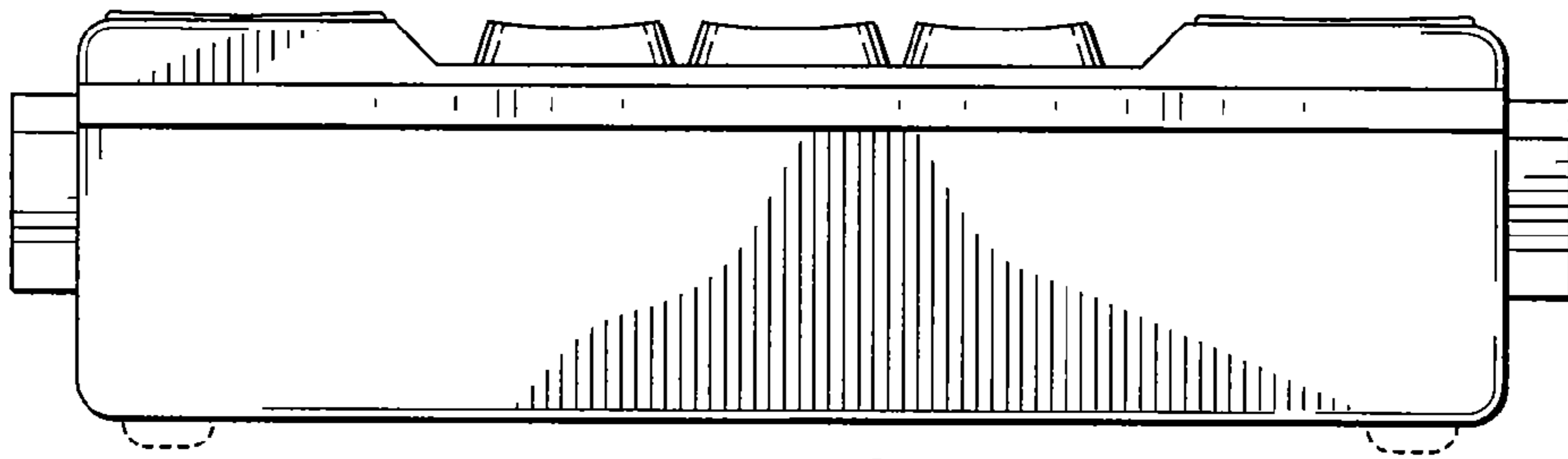


FIG. 4

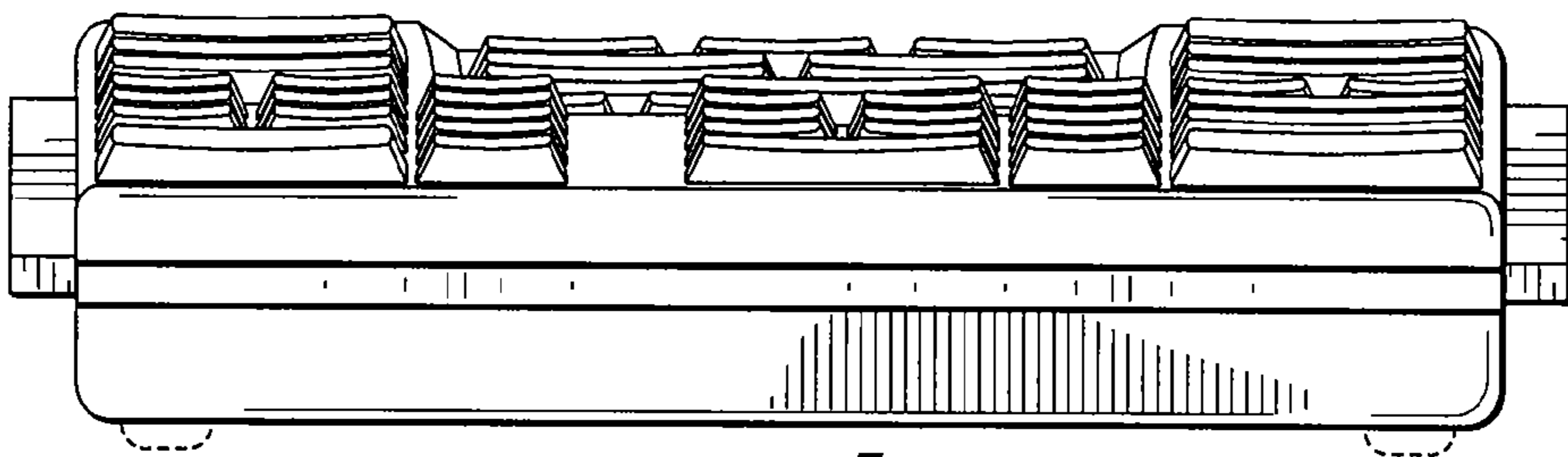


FIG. 5