

US00D561746S

(12) **United States Design Patent**
Green

(10) **Patent No.:** **US D561,746 S**

(45) **Date of Patent:** **** Feb. 12, 2008**

(54) **ANTENNA**

(75) **Inventor:** **Edward A. Green**, Chandler, AZ (US)

(73) **Assignee:** **Zeus Antenna LLP**, Mesa, AZ (US)

(**) **Term:** **14 Years**

(21) **Appl. No.:** **29/226,872**

(22) **Filed:** **Apr. 1, 2005**

(51) **LOC (8) Cl.** **14-03**

(52) **U.S. Cl.** **D14/233**

(58) **Field of Classification Search** D14/138,
D14/230-238, 299, 358; D12/42, 43; 343/700 R-705,
343/871-908, 795, 840, 711-713, 819, 846;
455/90.2, 90.3, 91, 128, 269, 344, 347, 562.1
See application file for complete search history.

(56) **References Cited**

U.S. PATENT DOCUMENTS

D188,246 S *	6/1960	Redman	D14/233
2,972,744 A *	2/1961	Rickards et al.	343/888
D247,709 S	4/1978	Taylor		
D271,766 S	12/1983	Eckman		
D363,070 S	10/1995	Menzel		
D367,480 S	2/1996	Bacnik		
D382,565 S	8/1997	Martinson		
D388,100 S	12/1997	Jesman		
D391,966 S	3/1998	Mischenko		
D407,707 S	4/1999	Jones		
D442,577 S	5/2001	Strand		

6,292,148 B1 *	9/2001	Matsuura et al.	343/702
6,378,239 B1	4/2002	Listvan		
D469,082 S	1/2003	Moles		
D472,234 S	3/2003	Warner		
D472,546 S	4/2003	Tourres		
D472,892 S	4/2003	Tourres		
D481,028 S	10/2003	Wu		
D486,146 S	2/2004	Dearnley		
D491,926 S	6/2004	Tai		
D491,927 S	6/2004	Tai		
6,837,713 B1 *	1/2005	Kough et al.	434/11

* cited by examiner

Primary Examiner—Stella M. Reid

Assistant Examiner—John Windmuller

(74) *Attorney, Agent, or Firm*—Lawrence Letham; Letham Law Firm LLC

(57) **CLAIM**

The ornamental design for an antenna, as shown and described.

DESCRIPTION

FIG. 1 is a front elevational view of an antenna showing my new design, the rear elevational view being a mirror image thereof, the figure being broken away for ease of illustration.

FIG. 2 is an enlarged partial front elevational view of an upper portion of the antenna; and,

FIG. 3 is a top view thereof.

1 Claim, 1 Drawing Sheet



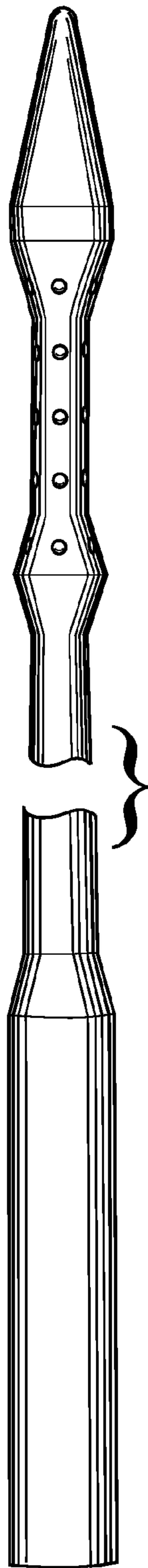


Fig. 1

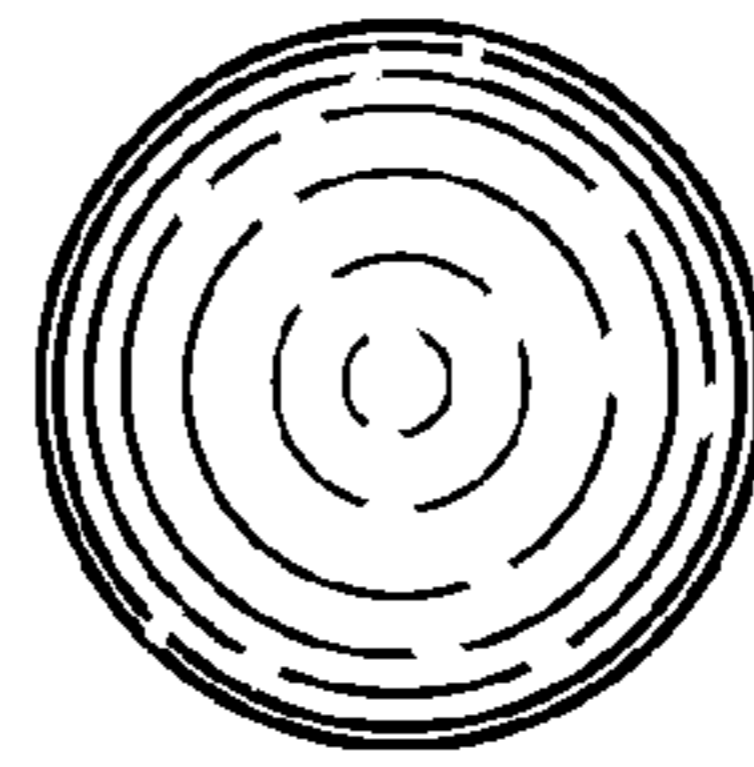


Fig. 3

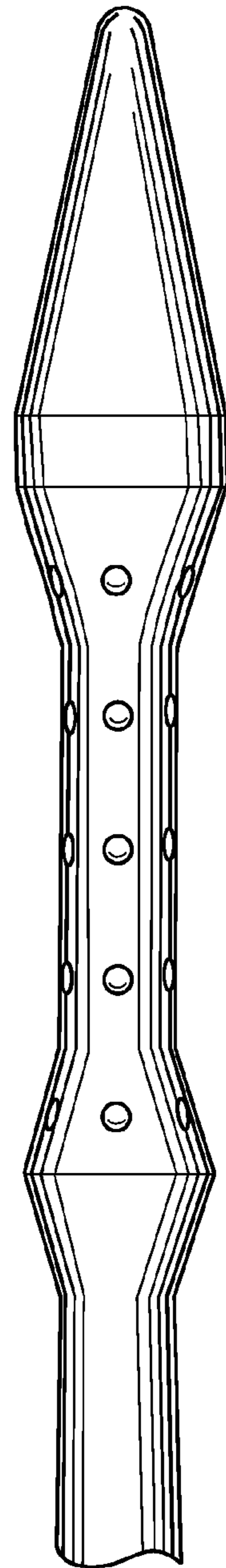


Fig. 2