

US00D561745S

(12) **United States Design Patent**  
**Green**

(10) **Patent No.:** **US D561,745 S**

(45) **Date of Patent:** **\*\* Feb. 12, 2008**

(54) **ANTENNA**

(75) **Inventor:** **Edward A. Green**, Chandler, AZ (US)

(73) **Assignee:** **Zeus Antenna LLP**, Mesa, AZ (US)

(\*\*) **Term:** **14 Years**

(21) **Appl. No.:** **29/226,857**

(22) **Filed:** **Apr. 1, 2005**

(51) **LOC (8) Cl.** ..... **14-03**

(52) **U.S. Cl.** ..... **D14/233**

(58) **Field of Classification Search** ..... D14/138,  
D14/230-238, 299, 358; D12/42, 43; 343/700 R-705,  
343/871-908, 795, 840, 711-713, 819, 846;  
455/90.2, 90.3, 91, 128, 269, 344, 347, 562.1  
See application file for complete search history.

(56) **References Cited**

**U.S. PATENT DOCUMENTS**

D188,246 S *	6/1960	Redman	.....	D14/233
D247,709 S	4/1978	Taylor		
4,300,140 A *	11/1981	Brandigampola	.....	343/873
D271,766 S	12/1983	Eckman		
4,899,135 A *	2/1990	Ghahariiran	.....	340/573.4
D356,314 S *	3/1995	Rich et al.	.....	D14/236
D363,070 S	10/1995	Menzel		
D367,480 S	2/1996	Bacnik		
D382,565 S	8/1997	Martinson		
D388,100 S	12/1997	Jesman		
D391,966 S	3/1998	Mischenko		

D407,707 S	4/1999	Jones
D442,577 S	5/2001	Strand
6,378,239 B1	4/2002	Listvan
D469,082 S	1/2003	Moles
D472,234 S	3/2003	Warner
D472,546 S	4/2003	Tourres
D472,892 S	4/2003	Tourres
D481,028 S	10/2003	Wu
D486,146 S	2/2004	Dearnley
D491,926 S	6/2004	Tai
D491,927 S	6/2004	Tai

\* cited by examiner

*Primary Examiner*—Stella M. Reid

*Assistant Examiner*—John Windmuller

(74) *Attorney, Agent, or Firm*—Letham Law Firm LLC;  
Lawrence Letham

(57) **CLAIM**

The ornamental design for an antenna, as shown and described.

**DESCRIPTION**

FIG. 1 is a front elevational view of an antenna showing my new design, the rear elevational view being a mirror image thereof, the figure being broken away for ease of illustration.

FIG. 2 is an enlarged partial front elevational view of an upper portion of the antenna; and,

FIG. 3 is a top view thereof.

**1 Claim, 1 Drawing Sheet**



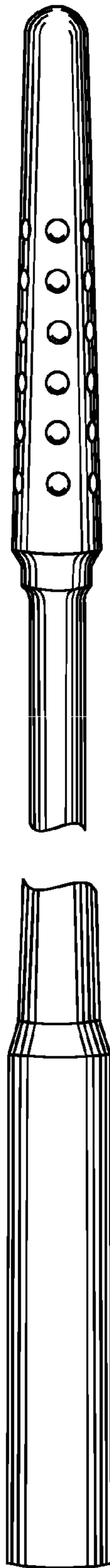


Fig. 1

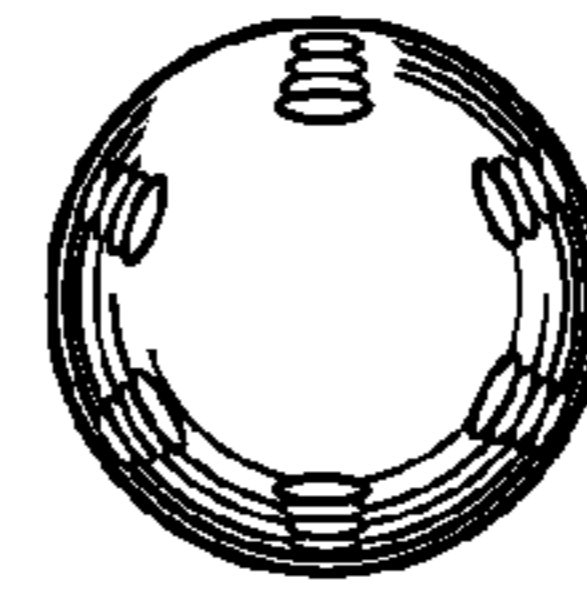


Fig. 3

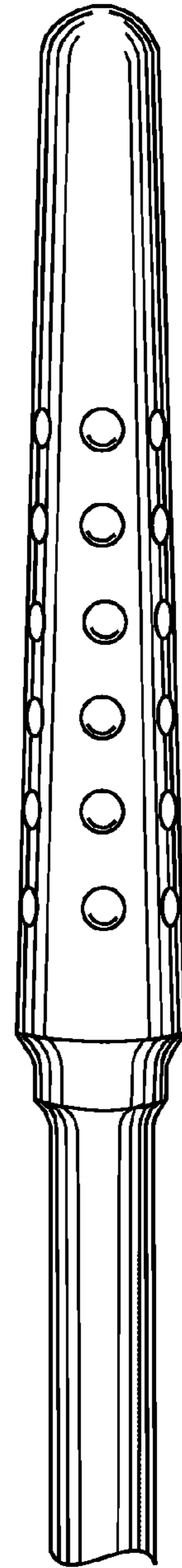


Fig. 2