



US00D561735S

(12) **United States Design Patent**  
**Nagura et al.**

(10) **Patent No.:** **US D561,735 S**

(45) **Date of Patent:** **\*\* Feb. 12, 2008**

(54) **DIGITAL AUDIO PLAYER**

(75) Inventors: **Yuji Nagura**, Tokyo (JP); **Mamoru Ueda**, Tokyo (JP); **Kennosuke Chujo**, Tokyo (JP); **Ryouichi Sasaoka**, Tokyo (JP); **Eisuke Nakao**, Tokyo (JP)

(73) Assignee: **Kowa Company, Ltd.**, Nagoya (JP)

(\*\*) Term: **14 Years**

(21) Appl. No.: **29/287,341**

(22) Filed: **Jul. 25, 2007**

(51) **LOC (8) Cl.** ..... **14-01**

(52) **U.S. Cl.** ..... **D14/168; D14/188; D14/265; D14/496**

(58) **Field of Classification Search** ..... D14/168, D14/188, 496, 265, 217, 137, 138, 474, 435, D14/156; 345/156, 169, 173-179, 905; 715/727-729, 715/864; 455/11.1, 7, 73, 344-347, 93, 95; 370/342-344; 369/1, 2, 6, 12; 463/43-47; 273/148 B

See application file for complete search history.

(56) **References Cited**

**U.S. PATENT DOCUMENTS**

D291,196 S \* 8/1987 Ito et al. .... D14/162  
4,823,391 A \* 4/1989 Schwartz ..... 381/103  
D317,918 S \* 7/1991 Ito et al. .... D14/217

D477,589 S \* 7/2003 Takita et al. .... D14/217  
D480,061 S \* 9/2003 Saito ..... D14/168  
6,820,138 B2 \* 11/2004 Yin ..... 710/2  
D511,767 S \* 11/2005 Ishizaki et al. .... D14/217  
D517,040 S \* 3/2006 Hasegawa et al. .... D14/168  
D518,022 S \* 3/2006 Ishizaki ..... D14/168  
D553,608 S \* 10/2007 Williamson et al. .... D14/168  
7,289,393 B2 \* 10/2007 Keller et al. .... 369/30.05

\* cited by examiner

*Primary Examiner*—Prabhakar Deshmukh

(74) *Attorney, Agent, or Firm*—Bacon & Thomas, PLLC

(57) **CLAIM**

The ornamental design for a digital audio player, as shown and described.

**DESCRIPTION**

FIG. 1 is an upper right perspective view of our design for a digital audio player;

FIG. 2 is a front elevation view thereof;

FIG. 3 is a rear elevation view thereof;


FIG. 4 is a plan view thereof;

FIG. 5 is a bottom view thereof;

FIG. 6 is a right side elevation view thereof; and,

FIG. 7 is a left side elevation view thereof.

**1 Claim, 3 Drawing Sheets**



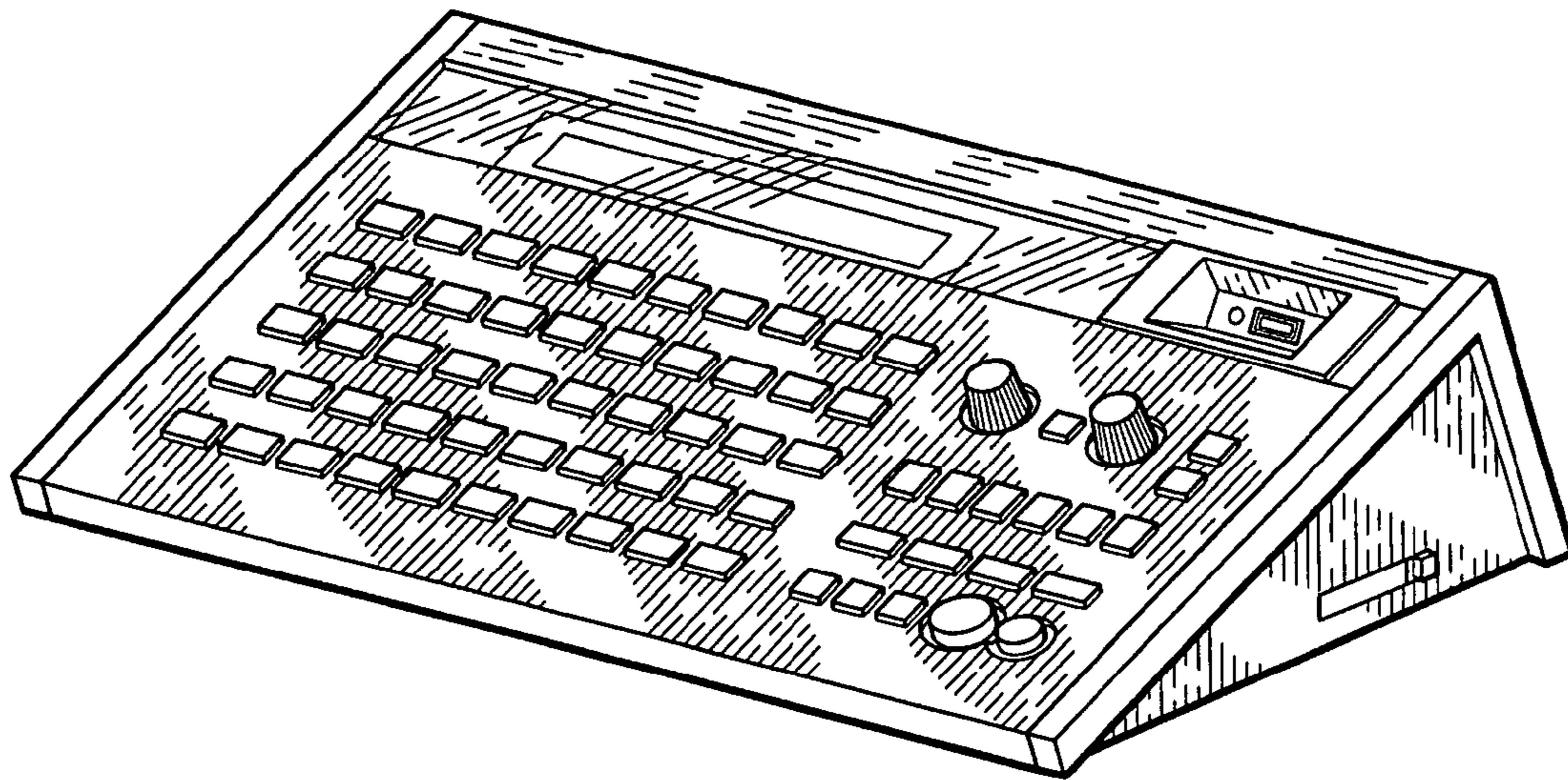


FIG. 1

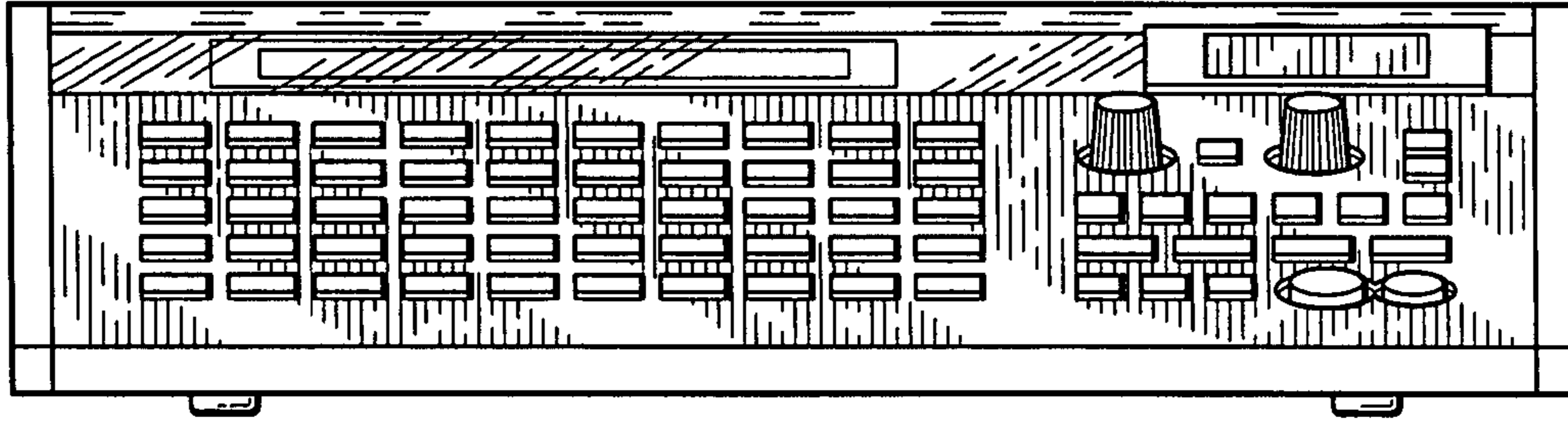


FIG. 2

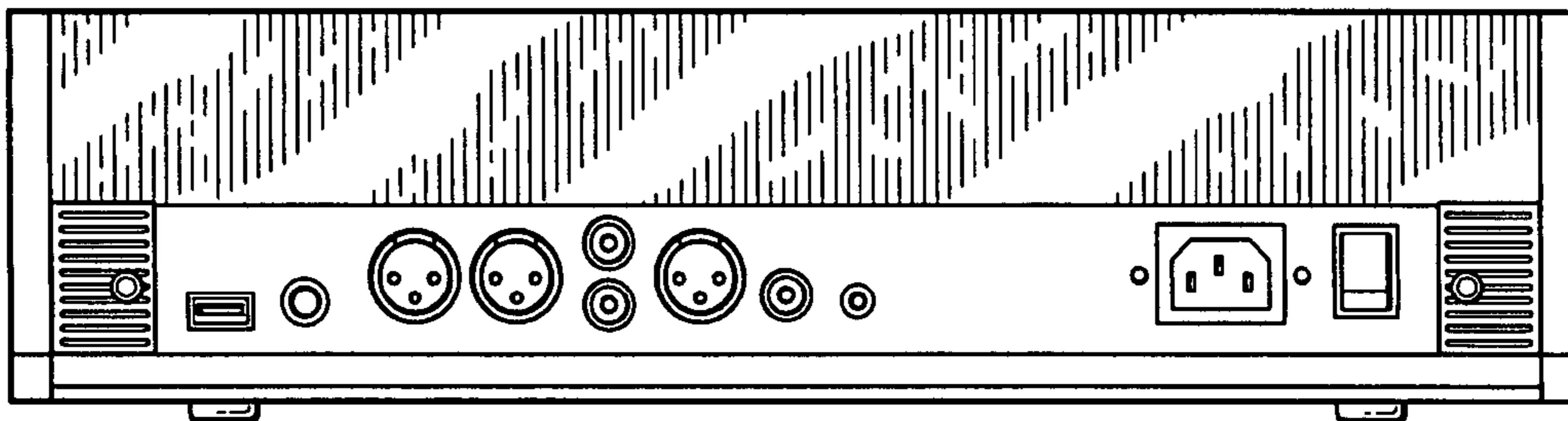


FIG. 3

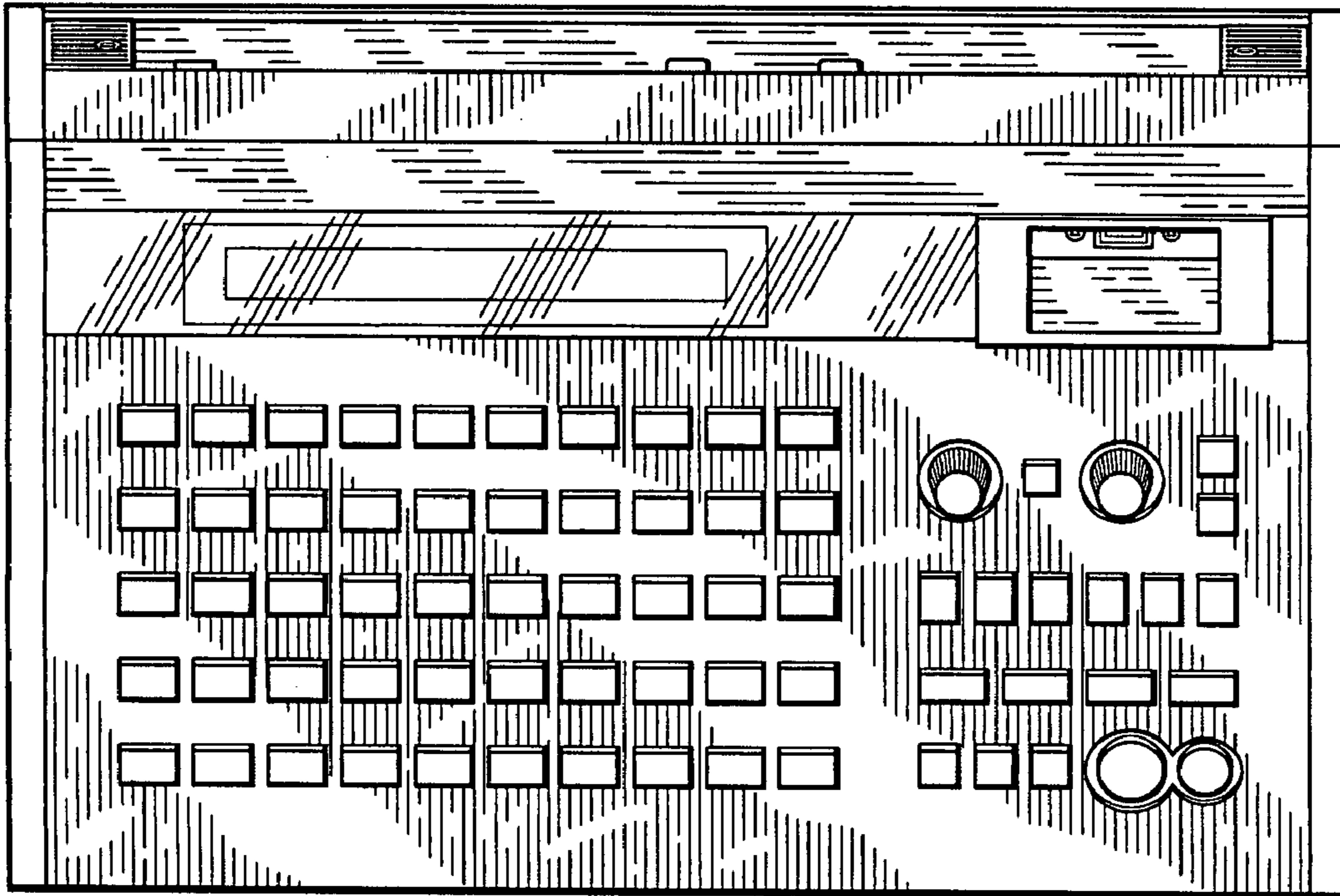


FIG. 4

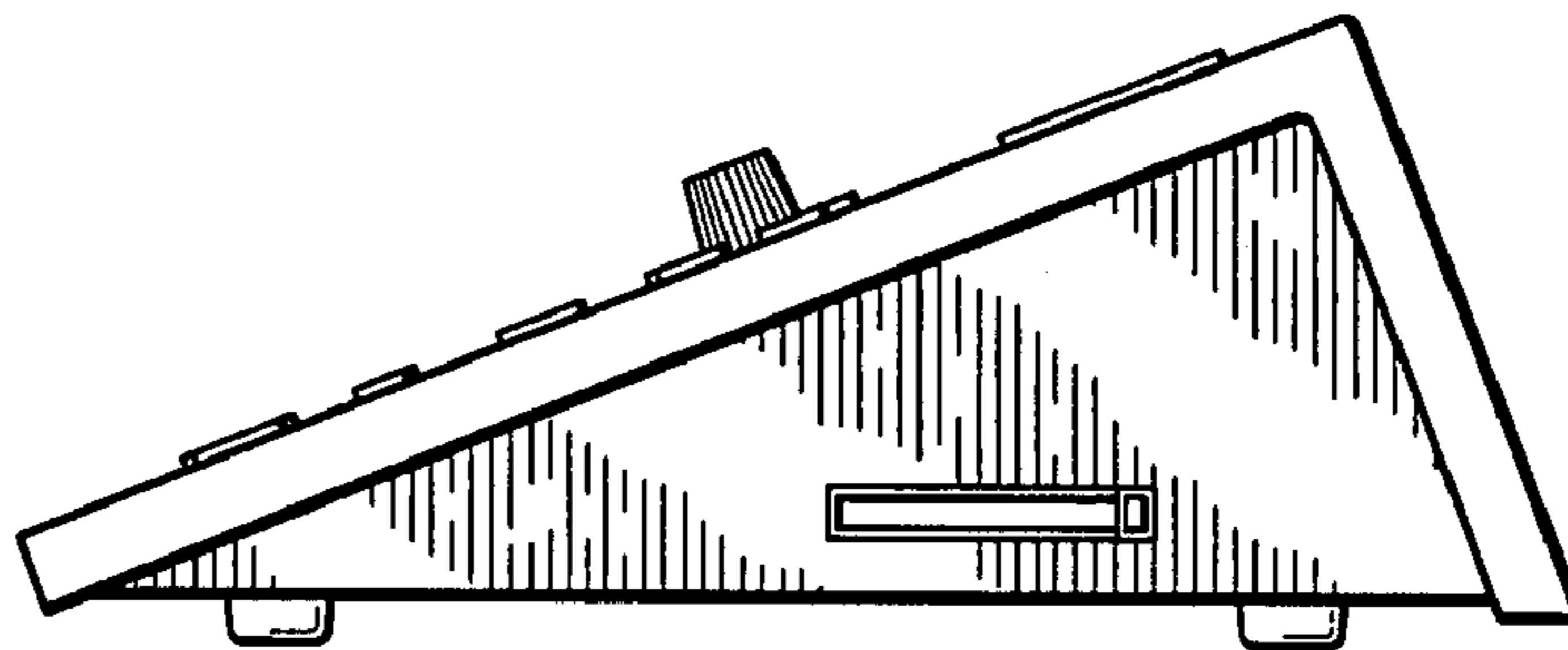


FIG. 6

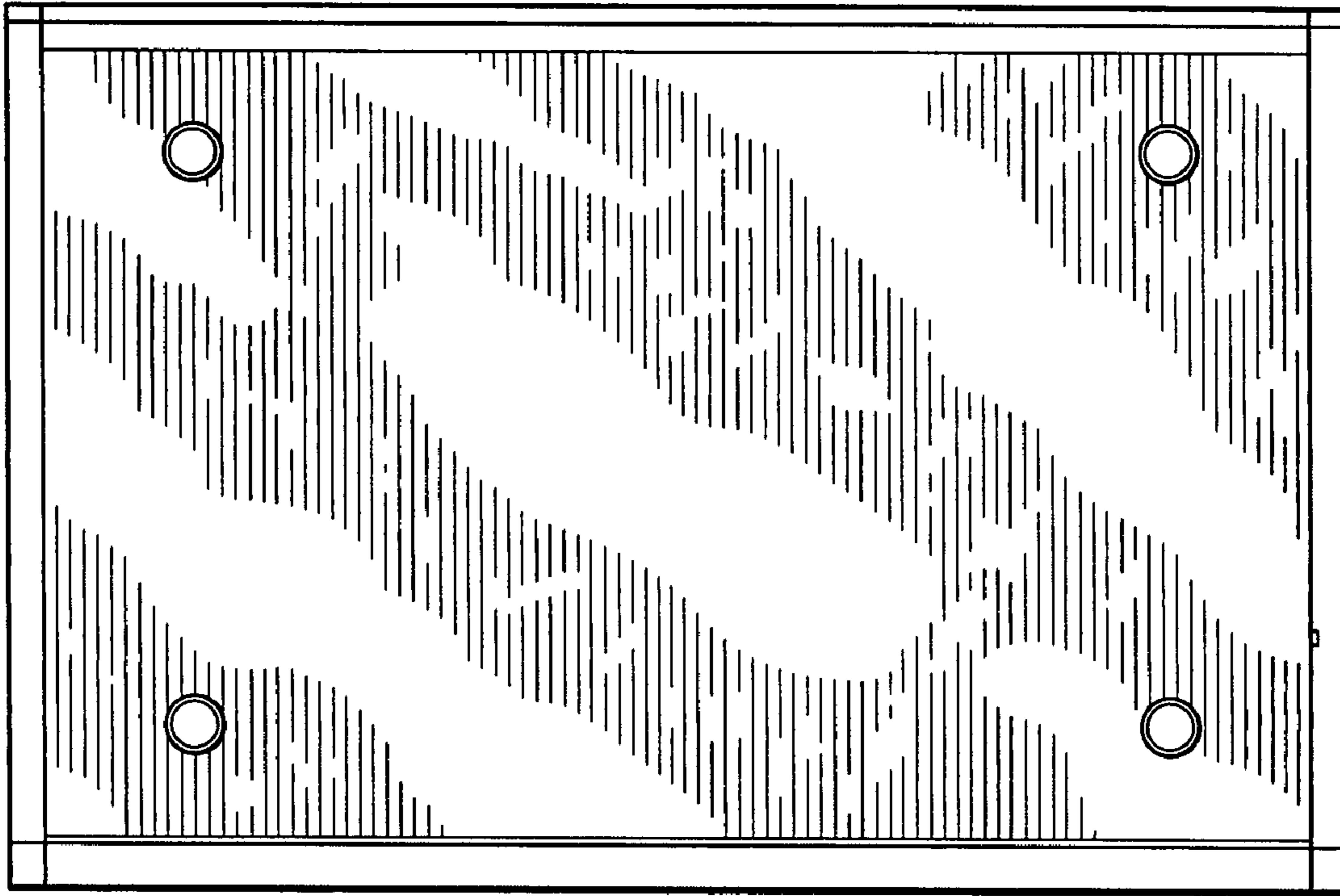


FIG. 5

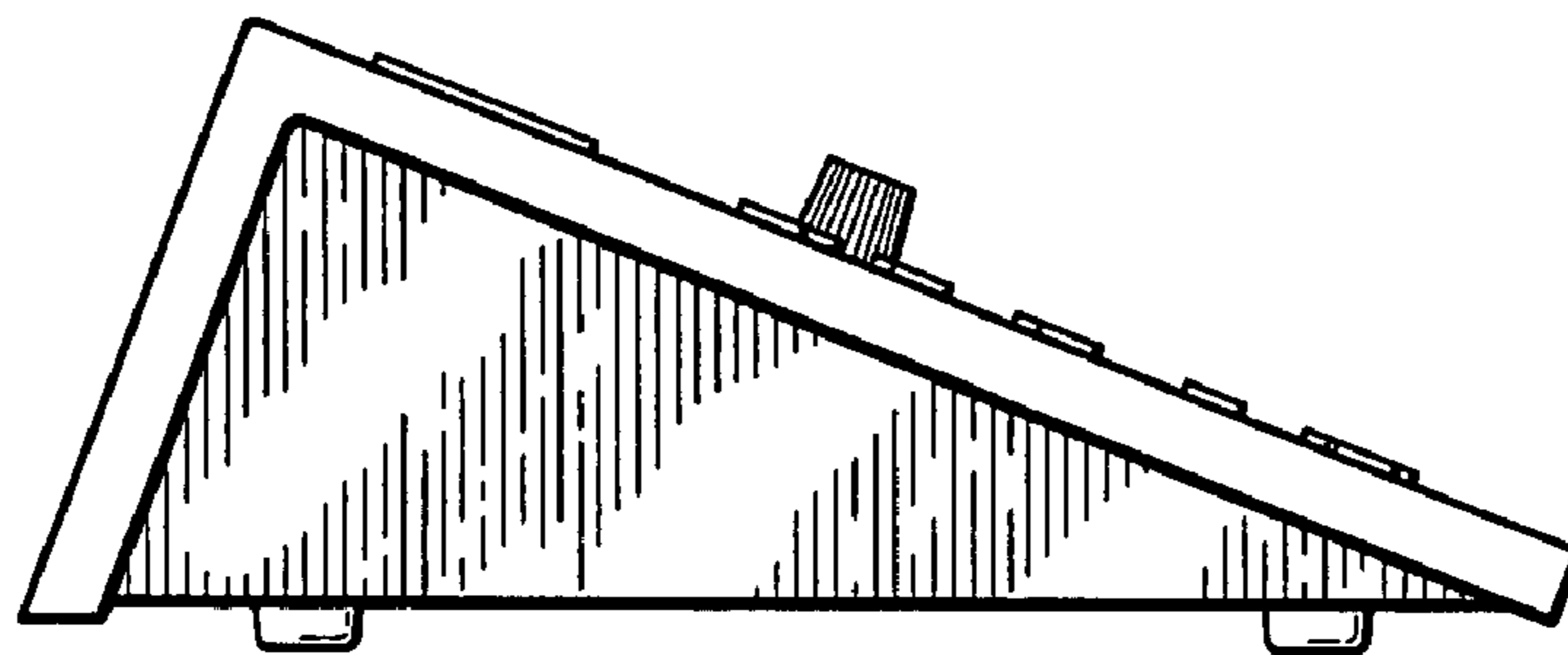


FIG. 7