



US00D561696S

(12) **United States Design Patent**  
**Chen et al.**

(10) **Patent No.:** **US D561,696 S**

(45) **Date of Patent:** **\*\* Feb. 12, 2008**

(54) **BOARD TO BOARD PLUG CONNECTOR**

(75) Inventors: **Chung Yu Chen**, Tu-Cheng (TW); **Mei Chuan Yang**, Tu-Cheng (TW); **Chung Hsin Huang**, Tu-Cheng (TW)

(73) Assignee: **Cheng Uei Precision Industry Co., Ltd.**, Taipei Hsien (TW)

(\*\*) Term: **14 Years**

(21) Appl. No.: **29/274,021**

(22) Filed: **Mar. 21, 2007**

(51) **LOC (8) Cl.** ..... **13-03**

(52) **U.S. Cl.** ..... **D13/147**

(58) **Field of Classification Search** ..... D13/133,  
D13/146-147, 154, 184; D14/432-433,  
D14/435-436, 438; 439/64, 79, 108, 260,  
439/159-160, 325-326, 329, 394-395, 607-610,  
439/629-630

See application file for complete search history.

(56) **References Cited**

**U.S. PATENT DOCUMENTS**

- D453,734 S \* 2/2002 Shimoyama et al. .... D13/147
- D455,125 S \* 4/2002 Shimoyama et al. .... D13/147
- D502,921 S \* 3/2005 Zhang et al. .... D13/147

- D539,226 S \* 3/2007 Yamada et al. .... D13/147
- D540,263 S \* 4/2007 Kishi et al. .... D13/147
- D544,447 S \* 6/2007 Peng et al. .... D13/147
- 2005/0191877 A1 \* 9/2005 Huang ..... 439/74
- 2007/0020966 A1 \* 1/2007 Lee et al. .... 439/74

\* cited by examiner

*Primary Examiner*—Daniel Bui

(74) *Attorney, Agent, or Firm*—Rosenberg, Klein & Lee

(57) **CLAIM**

The ornamental design for a board to board plug connector, as shown and described.

**DESCRIPTION**

FIG. 1 is a top, front, right-side perspective view of a board to board plug connector showing our new design;

FIG. 2 is a front elevational view thereof;

FIG. 3 is a rear elevational view thereof;

FIG. 4 is a left side elevational view thereof;

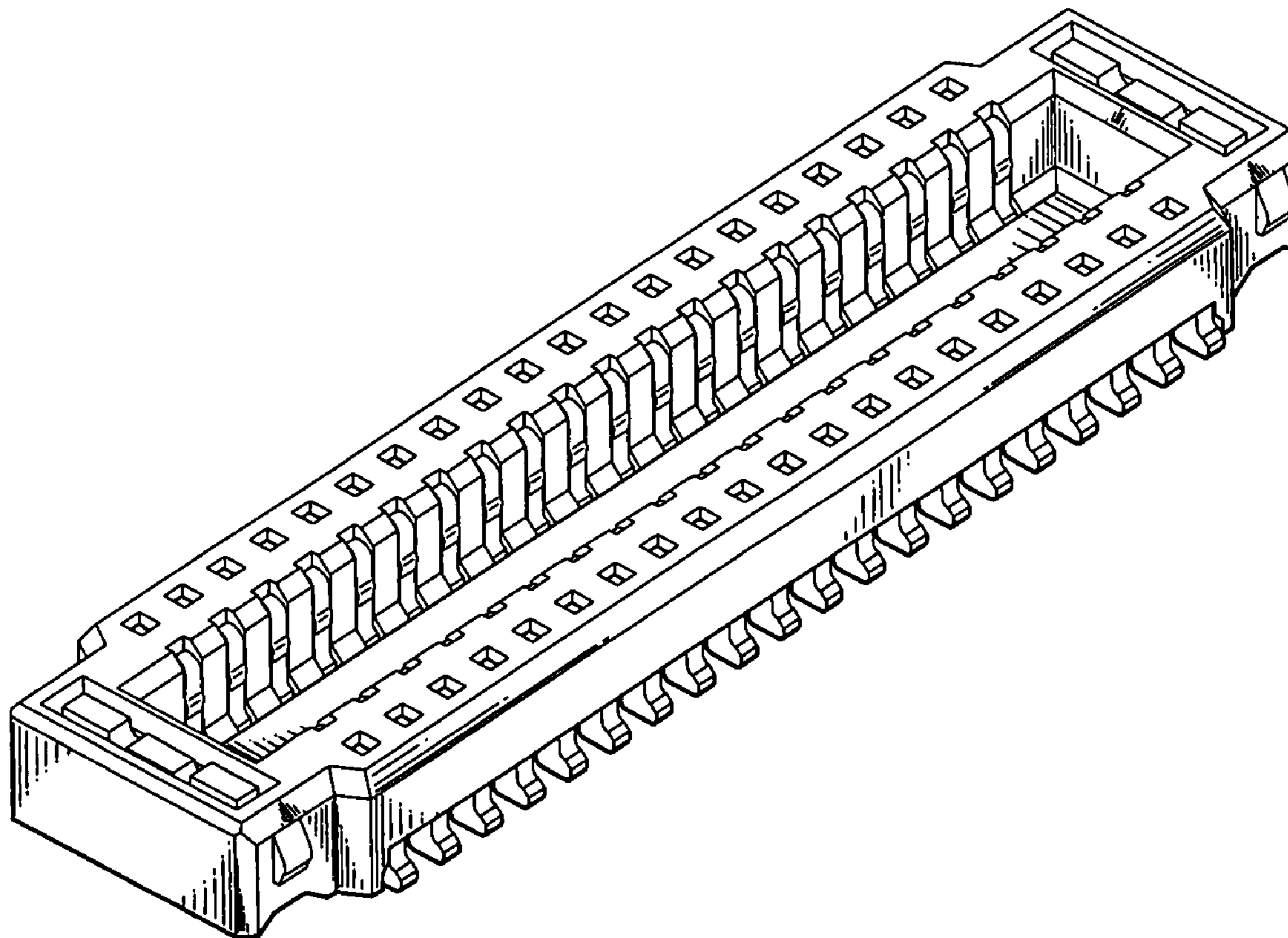
FIG. 5 is a right side elevational view thereof;

FIG. 6 is a top plan view thereof;

FIG. 7 is a bottom plan view thereof; and,

FIG. 8 is a bottom, front, right-side perspective view thereof.

**1 Claim, 8 Drawing Sheets**



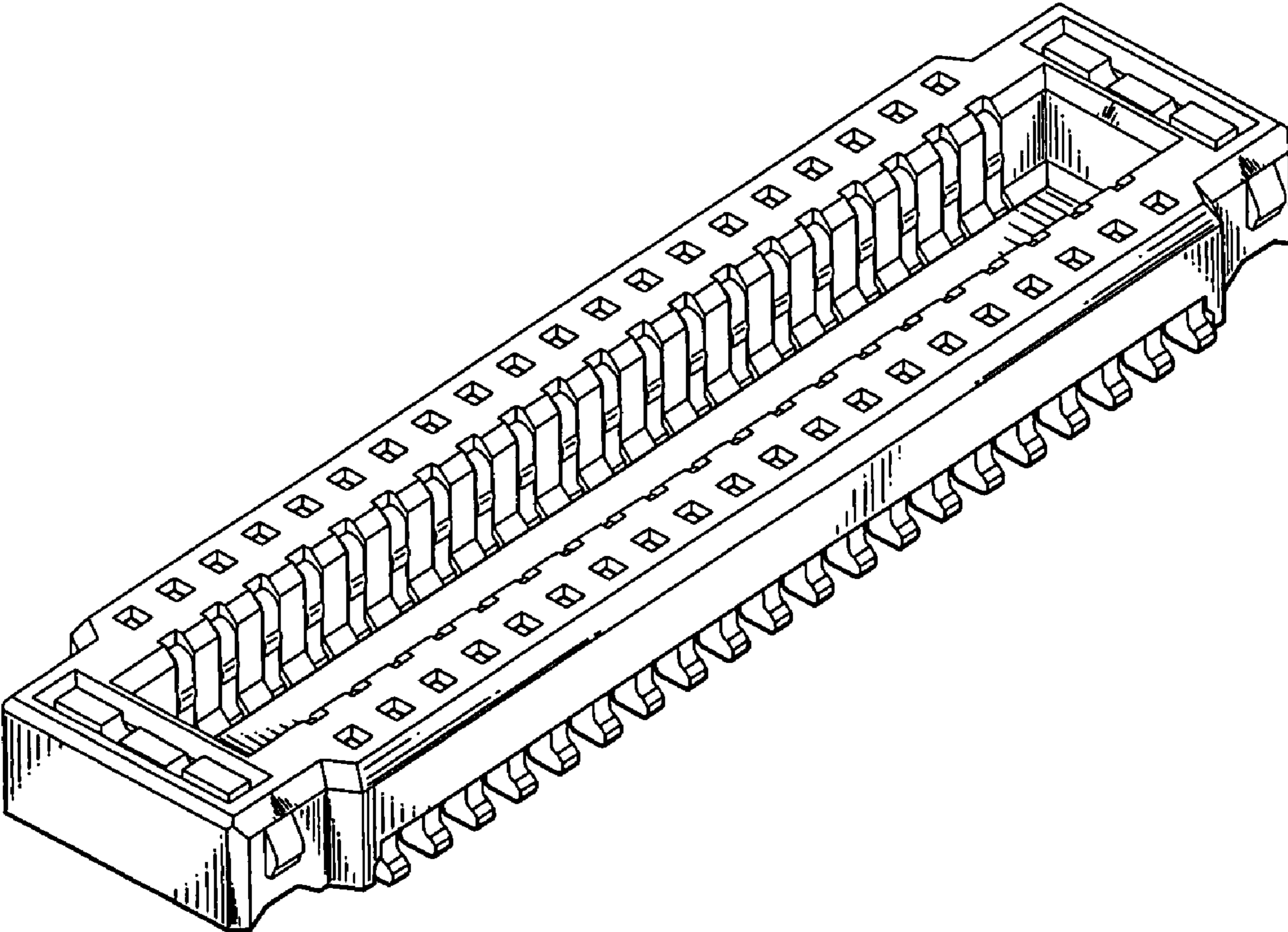


FIG. 1

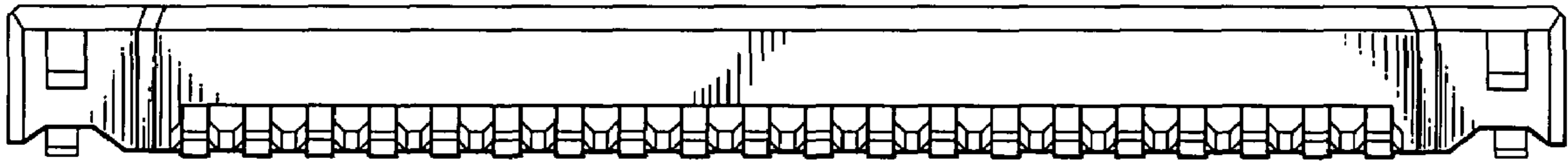


FIG. 2



FIG. 3




FIG. 4




FIG. 5

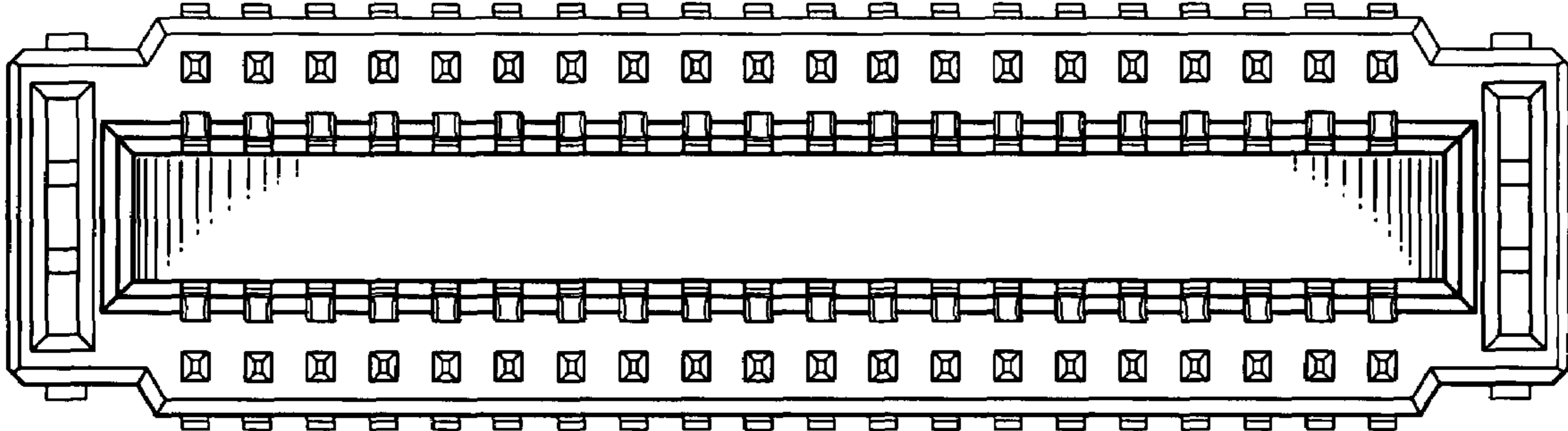


FIG. 6

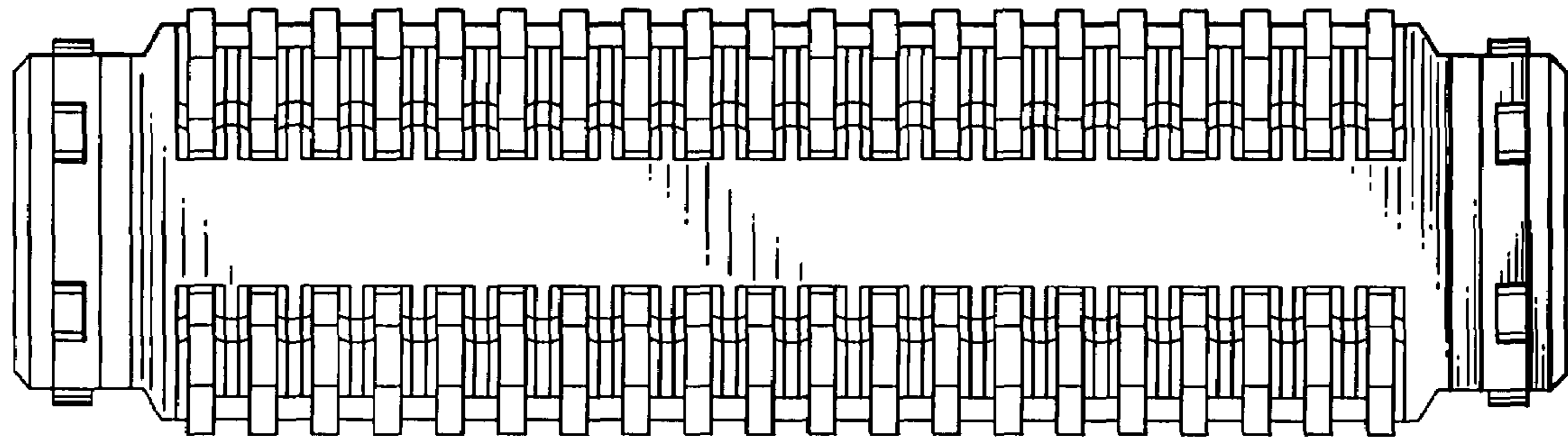


FIG. 7



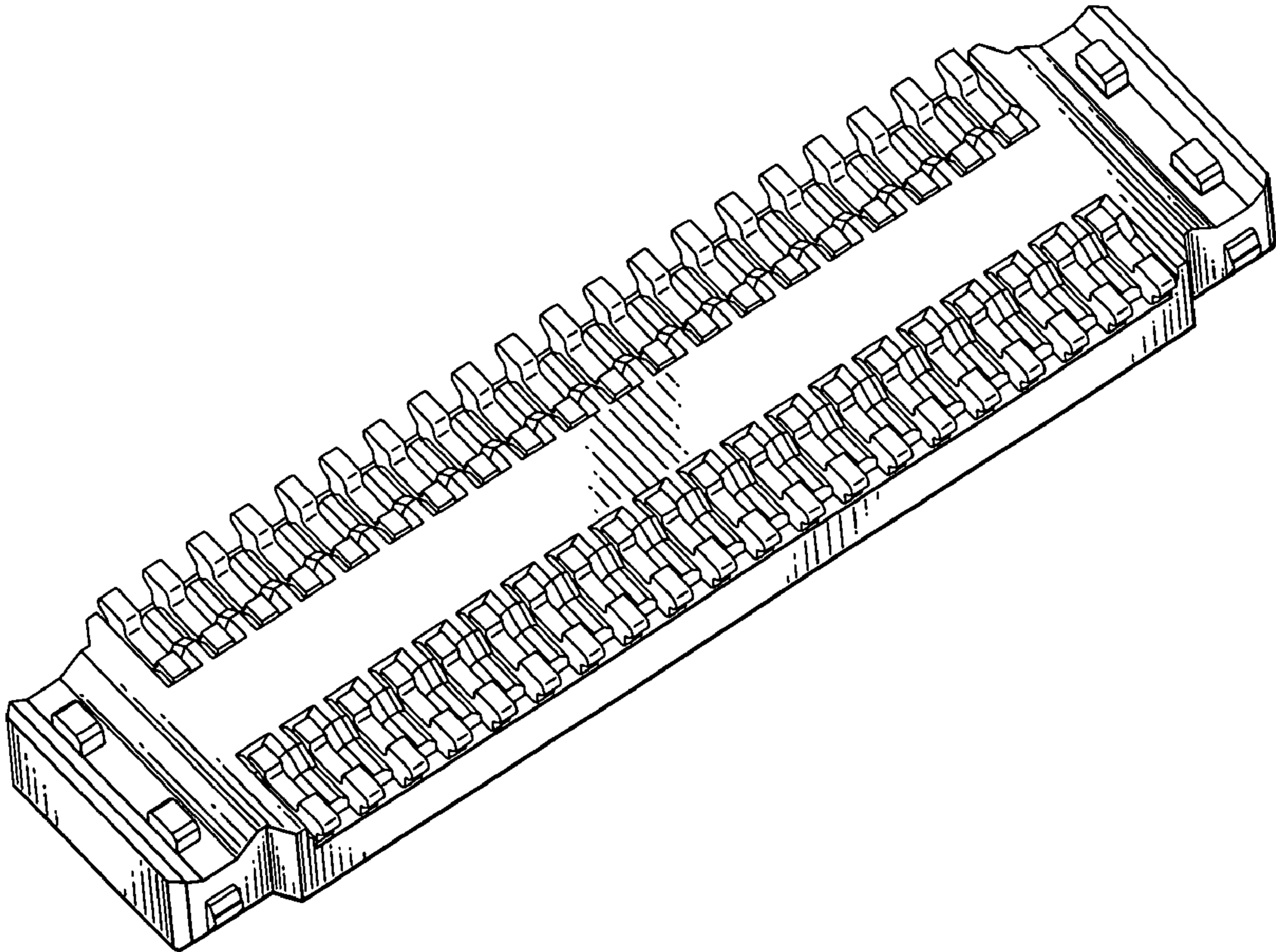


FIG. 8