



US00D561664S

(12) **United States Design Patent** (10) **Patent No.:** **US D561,664 S**  
**Golden et al.** (45) **Date of Patent:** **\*\* Feb. 12, 2008**

(54) **VEHICLE HOOD**

(75) Inventors: **Edward Golden**, Pinckney, MI (US);  
**George Bucher**, Dearborn, MI (US);  
**David Mahoney**, Orchard Lake, MI  
(US); **Michael Webb**, Harrison  
Township, MI (US)

(73) Assignee: **Ford Global Technologies, LLC**,  
Dearborn, MI (US)

(\*\*) Term: **14 Years**

(21) Appl. No.: **29/250,327**

(22) Filed: **Nov. 10, 2006**

(51) **LOC (8) Cl.** ..... **12-16**

(52) **U.S. Cl.** ..... **D12/173**

(58) **Field of Classification Search** ..... D12/90-92,  
D12/173, 196, 86; 180/69.21, 69.2, 69.22;  
296/24.4

See application file for complete search history.

(56) **References Cited**

**U.S. PATENT DOCUMENTS**

D532,349 S	*	11/2006	Minowa	.....	D12/173
D533,121 S	*	12/2006	Konaka	.....	D12/173
D541,198 S	*	4/2007	Levy	.....	D12/173
D548,147 S	*	8/2007	Schiavone et al.	.....	D12/173

**OTHER PUBLICATIONS**

Winding Road for Drivers, Oct. 2006 <http://news.windingroad.com/auto-news/ford-still-says-this-car-doesnt-exist-2009-mercury-monticello-spled/>.

Ford Freestyle Limited, Chicago 2004 (14 views).

\* cited by examiner

*Primary Examiner*—Melody N. Brown

(74) *Attorney, Agent, or Firm*—Damian Porcari

(57) **CLAIM**

The ornamental design for a vehicle hood, as shown and described.

**DESCRIPTION**

FIG. 1 is a front elevational view of a vehicle hood showing our new design;

FIG. 2 is a right side elevational view thereof;

FIG. 3 is a left side elevational view thereof;

FIG. 4 is a top plan view thereof;

FIG. 5 is a bottom plan view thereof;

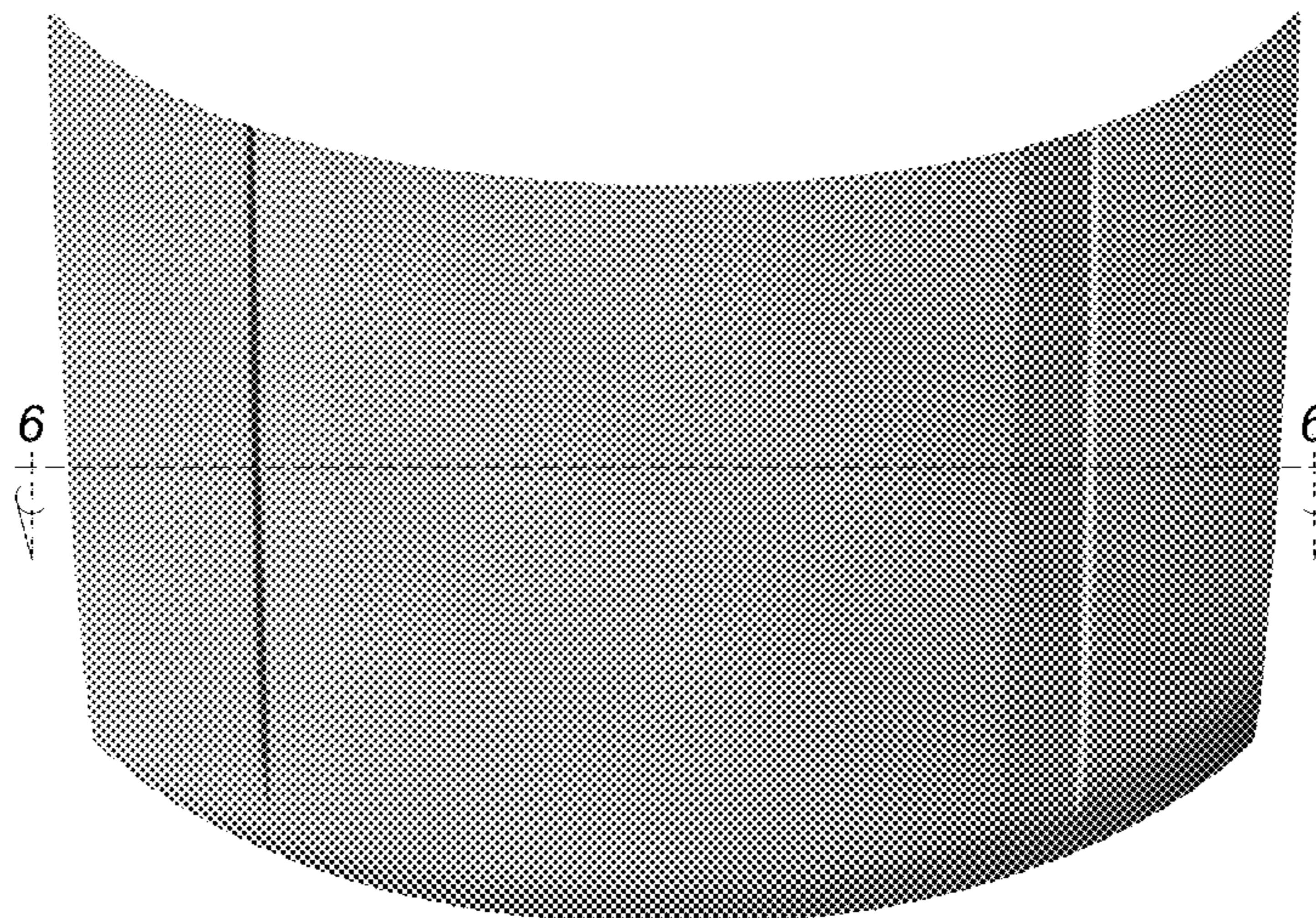
FIG. 6 is a cross sectional view taken along the line 6—6 in FIG. 4;

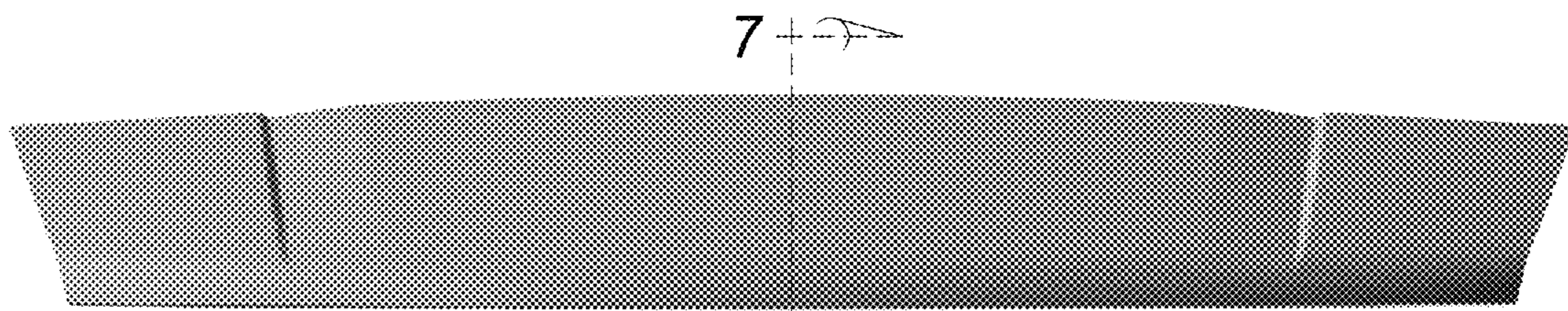
FIG. 7 is a cross sectional view taken along the line 7—7 in FIG. 1; and,

FIG. 8 is a rear elevational view thereof.

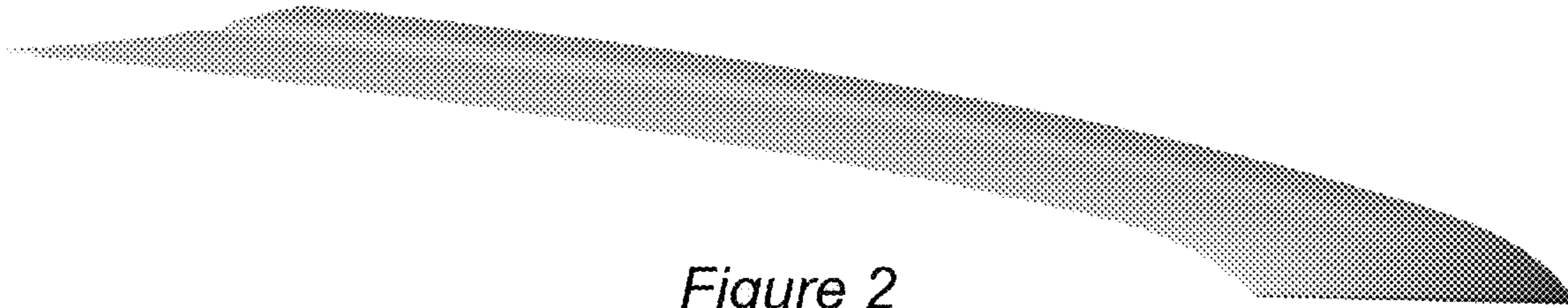
The vehicle hood is styled independently of adjacent vehicle panels. To the extent that any feature lines are illustrated, they are intended to illustrate the crest and valley of the feature and are not necessarily sharp bends in the part. Shading is used to illustrate the curvature of the part and not color. Areas shown in or sounded by broken lines are not claimed. The surface normally visible when the vehicle hood is attached to a vehicle is called the “Class A” surface is claimed. The surface not normally visible when the vehicle hood is attached to a vehicle is called the “Class B” surface and is not claimed. Any functional features of the vehicle hood are not claimed. Views are orthogonal projections unless otherwise noted. The various views are not necessarily to scale in order to better illustrate the design. The drawings were generated using Computer Aided Design tools. Highlights and shading were added to the drawings to better illustrate the three-dimensional features of the part.

**1 Claim, 6 Drawing Sheets**

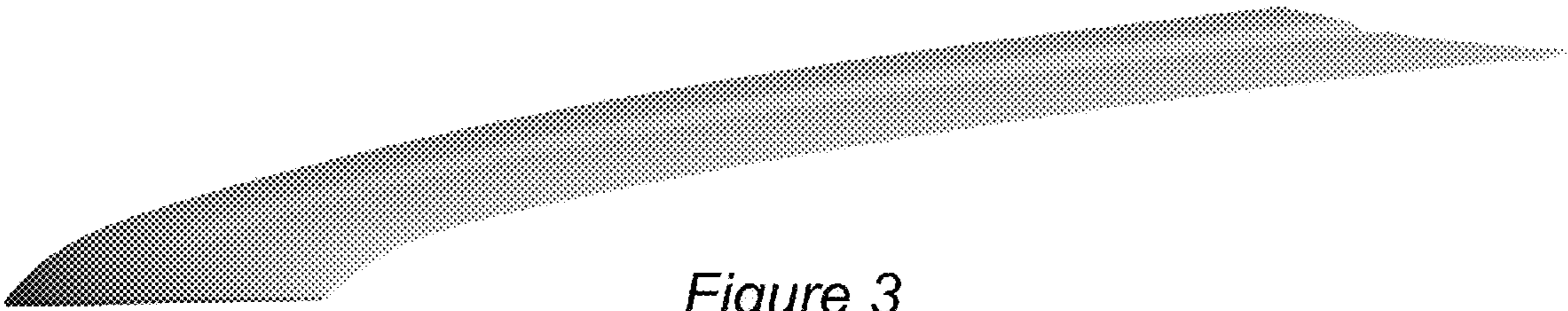




7  
7  
*Figure 1*



*Figure 2*



*Figure 3*



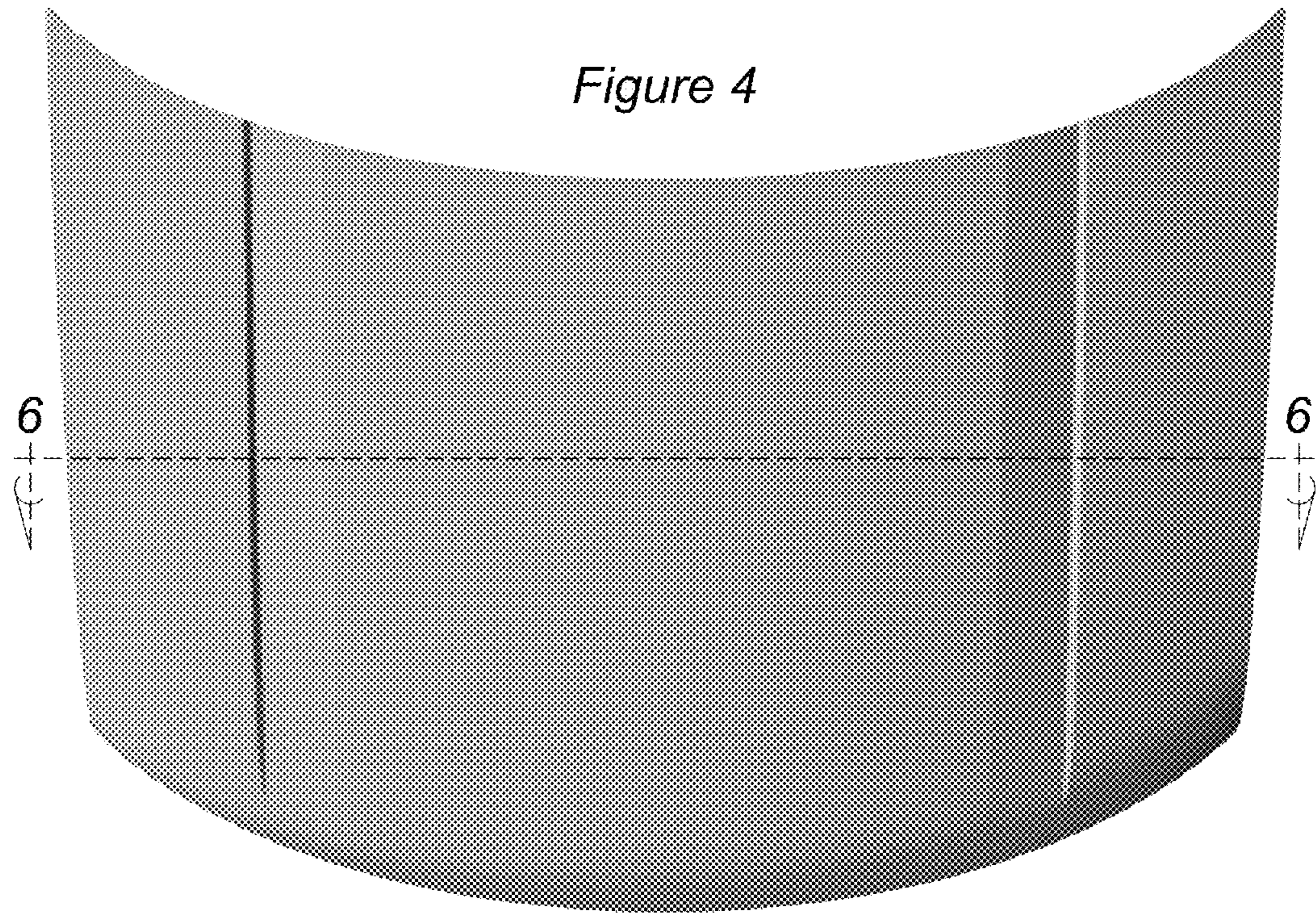




Figure 4

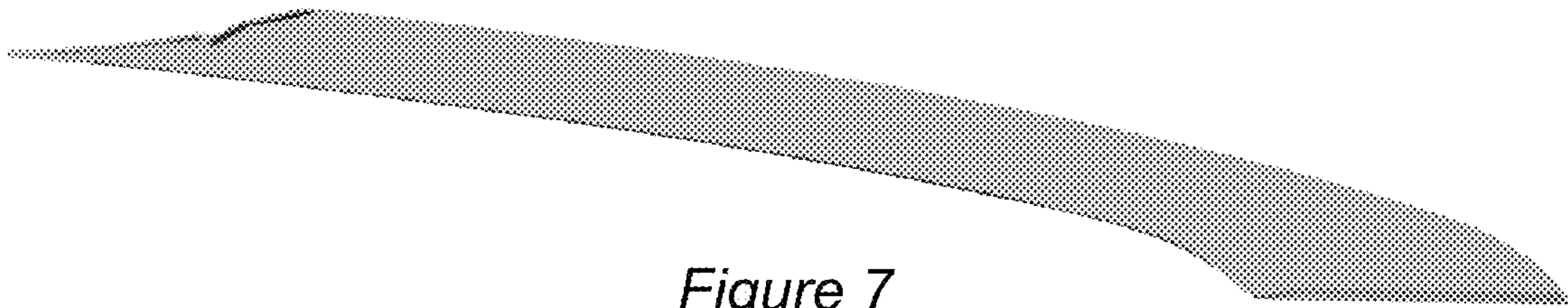




*Figure 5*



*Figure 6*



*Figure 7*



*Figure 8*