

US00D561651S

(12) **United States Design Patent**  
**Yamagishi**

(10) **Patent No.:** **US D561,651 S**  
(45) **Date of Patent:** **\*\* Feb. 12, 2008**

(54) **ELECTRICALLY-POWERED WHEELCHAIR**

D530,650 S \* 10/2006 Azuma et al. .... D12/131

(75) Inventor: **Masahiko Yamagishi**, Wako (JP)

FOREIGN PATENT DOCUMENTS

(73) Assignee: **Honda Motor Co., Ltd.**, Tokyo (JP)

JP	998117	8/1997
JP	1050054	6/1999
JP	1101461	12/2000
JP	1117006	6/2001
JP	1130526	11/2001
JP	1169651	2/2003

(\*\*) Term: **14 Years**

(21) Appl. No.: **29/255,405**

\* cited by examiner

(22) Filed: **Mar. 9, 2006**

*Primary Examiner*—Ian Simmons

*Assistant Examiner*—Charles D Hanson

(30) **Foreign Application Priority Data**

Sep. 9, 2005 (JP) ..... 2005-026228

(74) *Attorney, Agent, or Firm*—Westerman, Hattori, Daniels & Adrian, LLP.

(51) **LOC (8) Cl.** ..... **12-12**

(52) **U.S. Cl.** ..... **D12/131**

(58) **Field of Classification Search** ..... D12/128–133,  
D12/16, 85; 267/5; 135/65–67, 74, 912;  
280/62, 647–650, 29, 200, 47.38, 250.1,  
280/259, 642, 658; 297/DIG. 4; 296/65.03,  
296/65.04; 224/409; D6/364; D34/15;  
180/6.5, 65.1, 65.6, 65.8, 208, 907, 906  
See application file for complete search history.

(57) **CLAIM**

What is claimed is; the ornamental design for, an electrically-powered wheelchair, as shown and described.

(56) **References Cited**

U.S. PATENT DOCUMENTS

5,171,055 A *	12/1992	Hutchison et al. ....	296/65.13
D401,190 S *	11/1998	Krause .....	D12/128
D454,814 S	3/2002	Ou	
D508,664 S *	8/2005	Armstrong et al. ....	D12/128
D526,938 S *	8/2006	Nagel .....	D12/128

**DESCRIPTION**

FIG. 1 is a front elevation view of an electrically-powered wheelchair, showing our new design;  
FIG. 2 is a rear elevation view thereof;  
FIG. 3 is a top plan view thereof;  
FIG. 4 is a right side elevation view thereof;  
FIG. 5 is a left side elevation view thereof;  
FIG. 6 is a perspective view thereof; and,  
FIG. 7 is another perspective view thereof.

**1 Claim, 7 Drawing Sheets**








FIG. 1






FIG. 2







FIG. 3










FIG. 5






FIG. 6

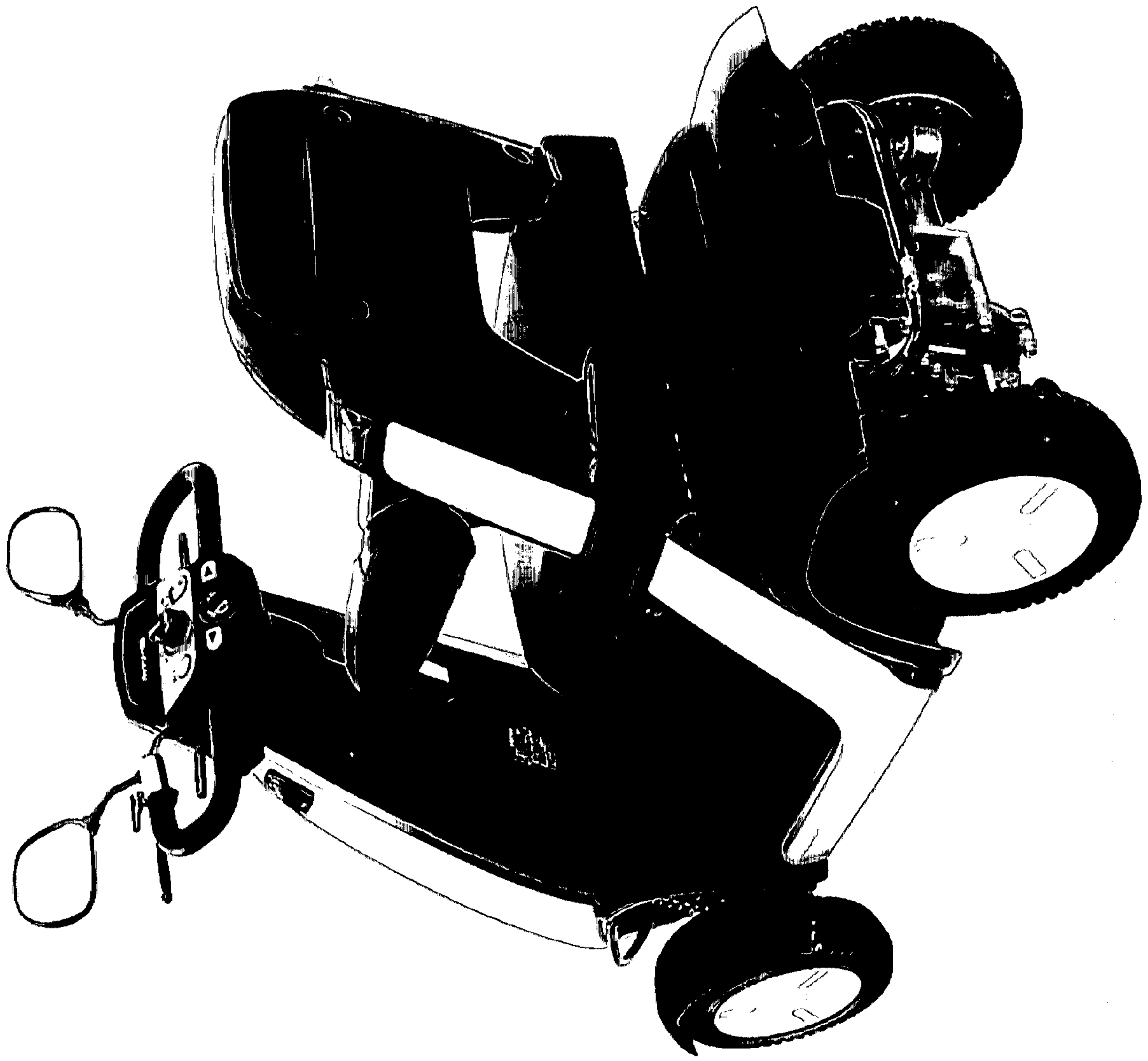


FIG. 7