



US00D561637S

(12) **United States Design Patent**
Barin

(10) **Patent No.:** **US D561,637 S**

(45) **Date of Patent:** **** Feb. 12, 2008**

(54) **RING**

(75) Inventor: **Michael M. Barin**, Porter Ranch, CA (US)

(73) Assignee: **Barin Bros., Inc.**, Studio City, CA (US)

(**) Term: **14 Years**

(21) Appl. No.: **29/231,368**

(22) Filed: **Jun. 3, 2005**

(51) **LOC (8) Cl.** **11-01**

(52) **U.S. Cl.** **D11/91**

(58) **Field of Classification Search** D11/89-93,
D11/1, 2, 6-12, 24-28, 34-43, 79, 70, 222,
D11/47, 75, 29, 4, 16; 63/1.11-14.1, 15-15.4,
63/20, 22, 23, 26-33

See application file for complete search history.

(56) **References Cited**

U.S. PATENT DOCUMENTS

1,421,339	A *	6/1922	Zalowitz	63/28
D92,561	S *	6/1934	Samuels	D11/34
D92,674	S *	7/1934	Pandres	D11/34
D151,285	S *	10/1948	Pfeffer	D11/36
D264,059	S *	4/1982	Barr	D11/34
D275,559	S *	9/1984	Williams	D11/70
D317,731	S *	6/1991	Sagie	D11/92
D359,926	S *	7/1995	Plummer	D11/4
D383,998	S *	9/1997	Condron	D11/40
6,012,302	A *	1/2000	Hurwitz et al.	63/26

D453,121	S *	1/2002	Bowman	D11/91
D453,486	S *	2/2002	Zillig	D11/38
D460,926	S *	7/2002	Zillig	D11/26
6,415,629	B1 *	7/2002	Chan	63/26
D473,155	S *	4/2003	Bonnet	D11/26
D491,834	S *	6/2004	Flynn	D11/26
D505,634	S *	5/2005	Hardy	D11/34
D546,727	S *	7/2007	Hardy	D11/38
2006/0107692	A1 *	5/2006	Lindenman	63/27

* cited by examiner

Primary Examiner—Stella M. Reid
Assistant Examiner—David G Muller

(57) **CLAIM**

The ornamental design for a ring, as shown and described.

DESCRIPTION

FIG. 1 is a front view of the ring of the present invention, the back view being a mirror image;

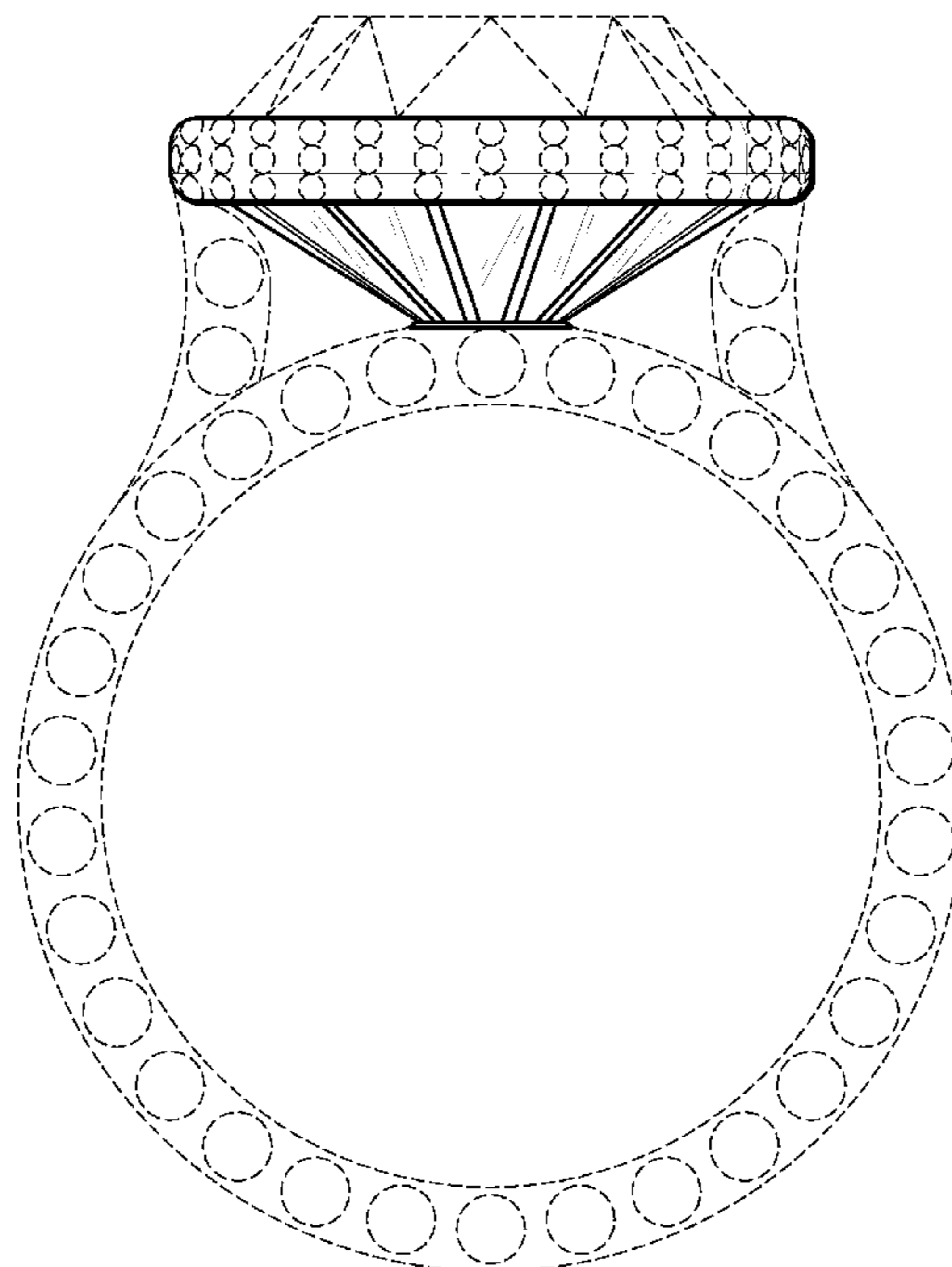
FIG. 2 is a left side view of the ring of FIG. 1, the right side being a mirror image;

FIG. 3 is a bottom view of the ring of FIG. 2 taken along the line 3—3 in the direction of the appended arrows; and,

FIG. 4 is a top view of the ring of FIG. 1.

The broken line showing of parts of the drawings is included for the purpose of illustrating use and environment and forms no part of the claimed design.

1 Claim, 3 Drawing Sheets



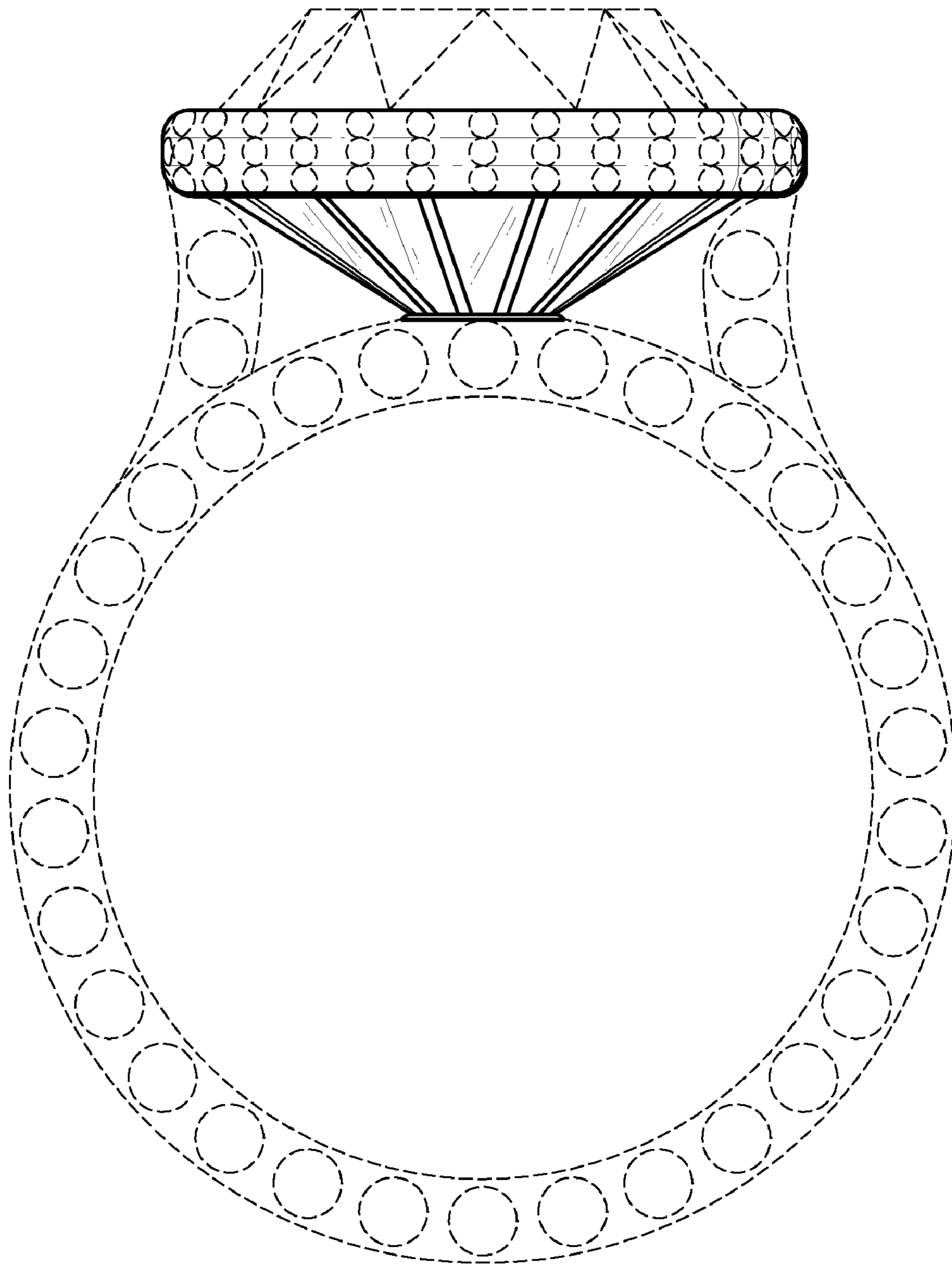


FIG. 1

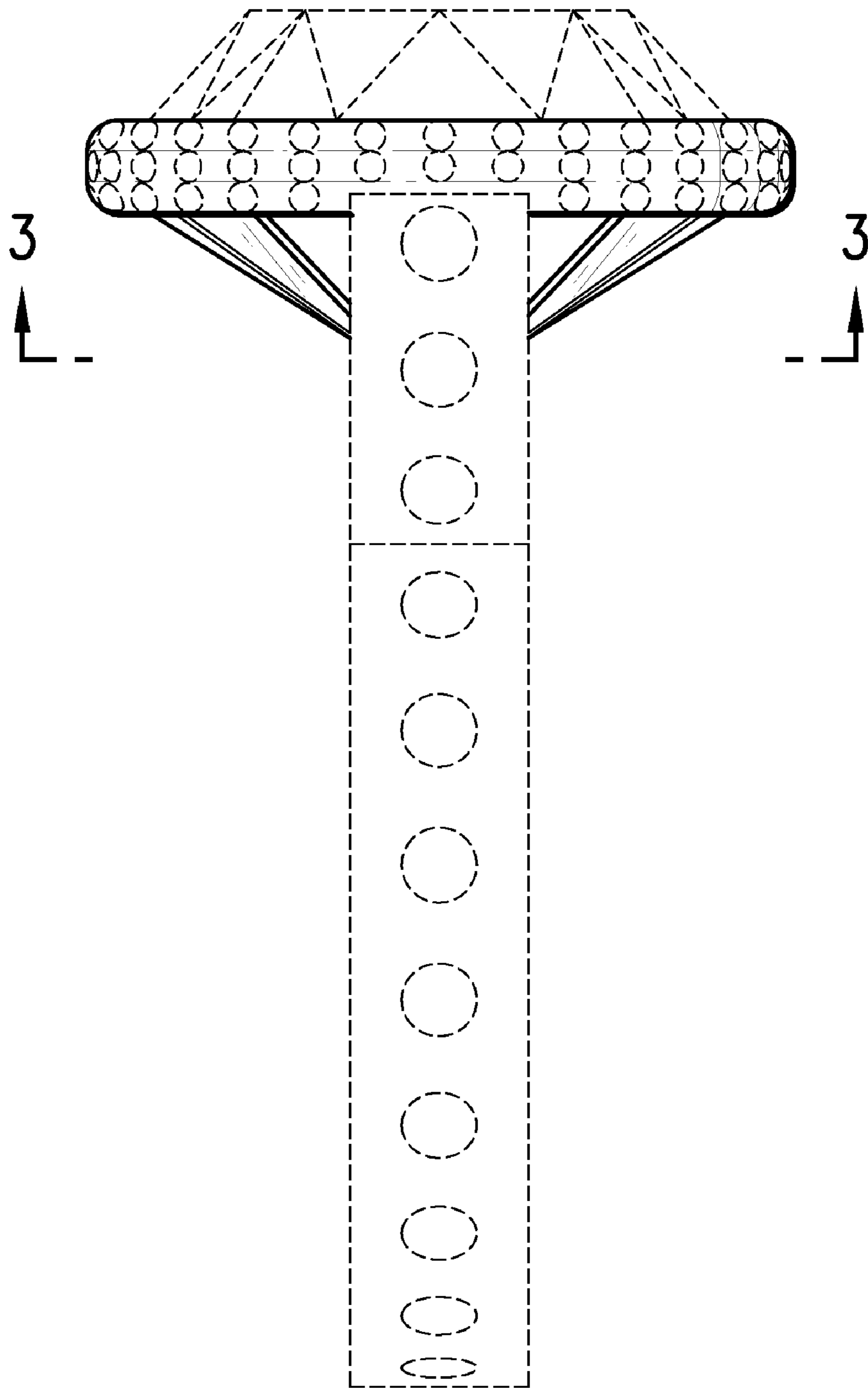


FIG. 2




FIG. 3




FIG. 4